



# MARKET DAILY

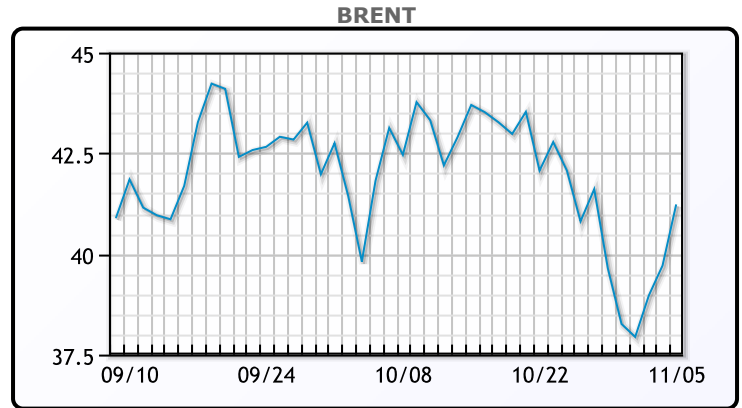
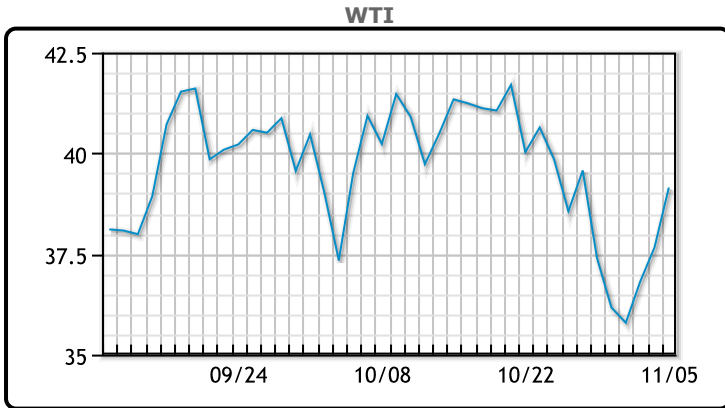
<https://www.pflpetroleum.com>  
 1865 Veterans Park Dr. Suite 303  
 Naples, Florida 34109  
 Phone: 239-390-2885  
 Fax: 239-949-0611  
 Dec 14, 2020 7:00 pm

Major Energy Futures		
	Settle	Change
Brent	50.29	1.52
Gas Oil	410.5	412
Natural Gas	2.682	-0.13
RBOB	131.91	4.1
ULSD	145.44	5.54
WTI	46.99	2.17

## Market Commentary

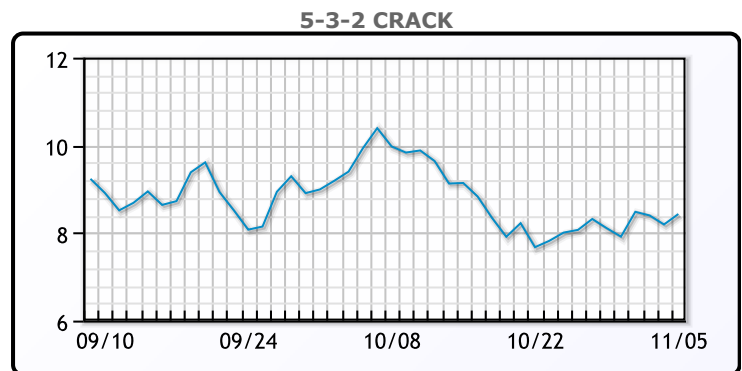
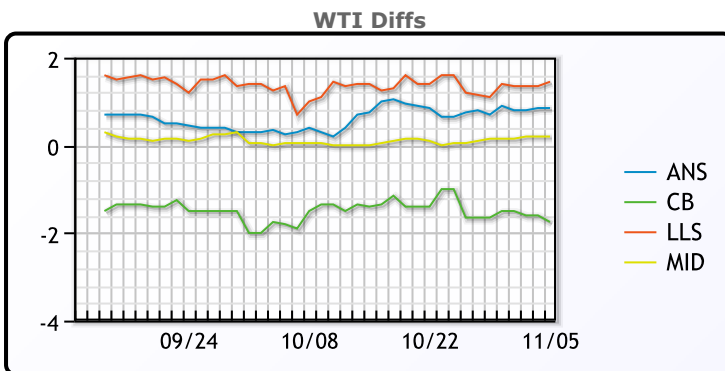
Oil prices eased today after a strong overnight session as the US rolls out its first vaccine doses. Brent and WTI have rallied for six consecutive weeks which is their longest rally since June. Signs of a rising supply have weighed on the market. Global inventories are still well above the 2018 and 2019 levels with the biggest onshore builds seen in China. Early trading saw an uptick when news spread of an oil tanker being hit in the Saudi port of Jeddah. "Traders have for years now been used to tensions flaring in the region and when that happens, oil markets tick up," said Bjornar Tonhaugen, Rystad Energy's head of oil markets. "(The blast) has caused concerns for stability in the major oil hub of Jeddah and for overall traffic security in the region." OPEC has stated that global oil demand will continue to rebound at an even slower rate due to the lingering impact of COVID19. This is hampering the efforts by the group and its allies to support the market.

## Crude & Product Markets

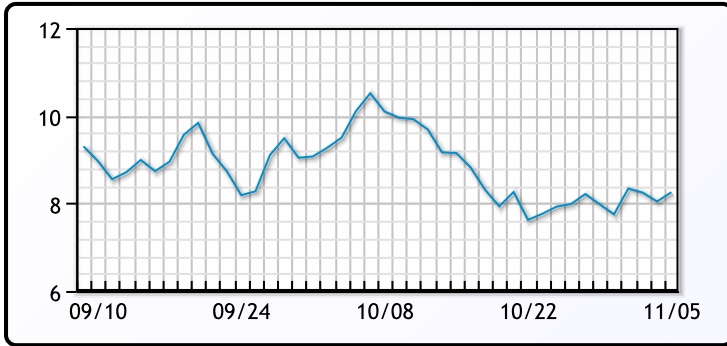


CRUDE			
	Last	Week Ago	Month Ago
ANS	49.67	48.66	43.25
BLS	43.97	43.76	39.45
LLS	48.57	48.01	42.8
Mid	47.72	47.16	41.7
WTI	46.57	46.26	41.45

PRODUCTS			
	Last	Week Ago	Month Ago
Gulf RBOB	126.52	122.4	112.59
Gulf ULSD	139.69	136.23	121.33
NYH RBOB	132.91	128.98	119.71
NYH ULSD	145.07	139.93	124.08
USGC 3%	42.88	43.38	40.13



3-2-1 Crack



Gulf 3-2-1 Crack



NGLs

MB

	Last	Week Ago	Month Ago
Butane	60	61.5	71.25
IsoButane	66	67.5	71.75
Natural Gasoline	101.25	97.88	88.25
Propane	58.88	59.25	55.625

CONWAY

	Last	Week Ago	Month Ago
Butane	76.5	76.5	70.5
IsoButane	90.75	92	76
Natural Gasoline	99.5	95.5	85
Propane	54.75	55.5	54.25

MB NON

	Last	Week Ago	Month Ago
Butane	82.25	80.5	75.25
IsoButane	66	67.5	71.75
Natural Gasoline	99.25	97.5	88.25
Propane	58.75	59.38	54.88

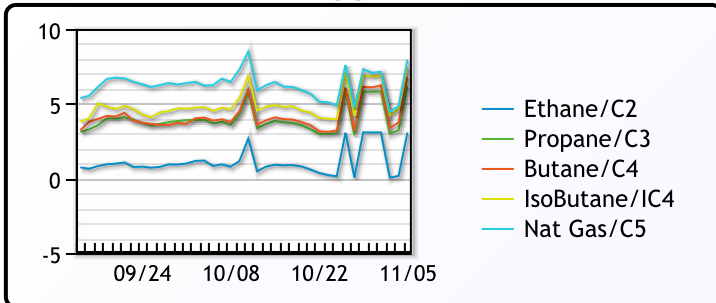
EDMONTON

	Last	Week Ago	Month Ago
Propane	27.75	29	27.75

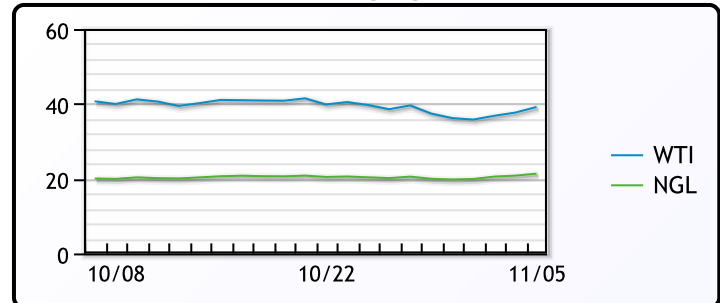
SARNIA

	Last	Week Ago	Month Ago
Propane	76	73.5	70

FRAC SPREAD



WTI vs NGL



FX

	Last	Change
CAD	1.2764	-0.0027
DXY	90.71101	-0.33801
Gold	1827.35	12.11

RATES

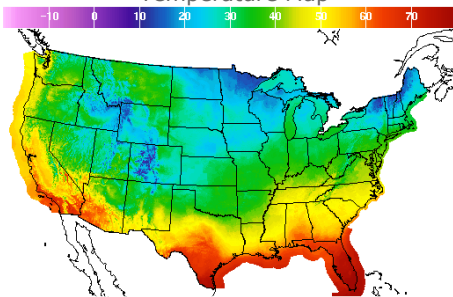
	Last	Change
US 2yr	0.115	0.004
US 10yr	0.8931	0.0067
CAN 10yr	0.717	0.01

EQUITIES

	Last	Change
Nasdaq	12377.87	34.23
TSX	1046.509	-10.599
S&P 500	3663.46	-20.61

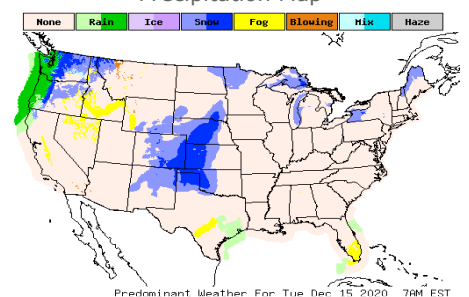
Weather Data

Temperature Map



City	HIGH °F	LOW °F
Calgary	27	14
Conway	16	5
Cushing	33	27
Denver	29	21
Houston	54	46
Mont Belvieu	50	45
Sarnia	27	21
Williston	26	6

Precipitation Map



This report has been prepared by PFL Petroleum Limited personnel for your information only and the views expressed are intended to provide market commentary and are not recommendations. This report is not an offer to sell or a solicitation of any offer to buy any security. The information contained herein has been compiled by PFL from sources believed to be reliable, but no representation or warranty, express or implied, is made by PFL Petroleum Limited, its affiliates or any other person as to its accuracy, completeness or correctness. Copyright 2017 PFL Petroleum Limited. All Rights Reserved