



MARKET DAILY

<https://www.pflpetroleum.com>
 1865 Veterans Park Dr. Suite 303
 Naples, Florida 34109
 Phone: 239-390-2885
 Fax: 239-949-0611
 Dec 1, 2020 7:14 PM



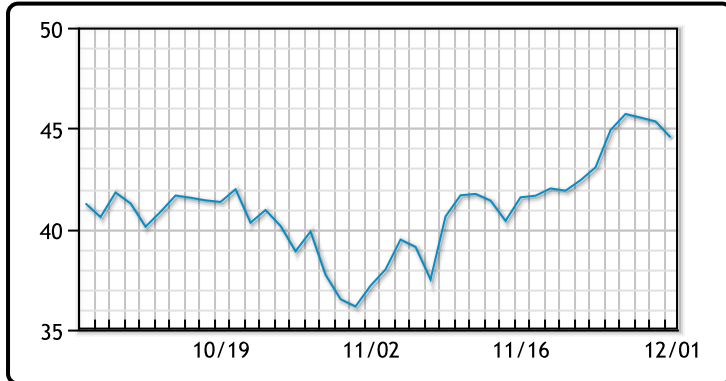
Major Energy Futures		
	Settle	Change
Brent	47.42	-0.46
Gas Oil	386.25	-4.5
Natural Gas	2.88	-0.002
RBOB	122.04	-2.12
ULSD	134.73	-2.41
WTI	44.55	-0.79

Market Commentary

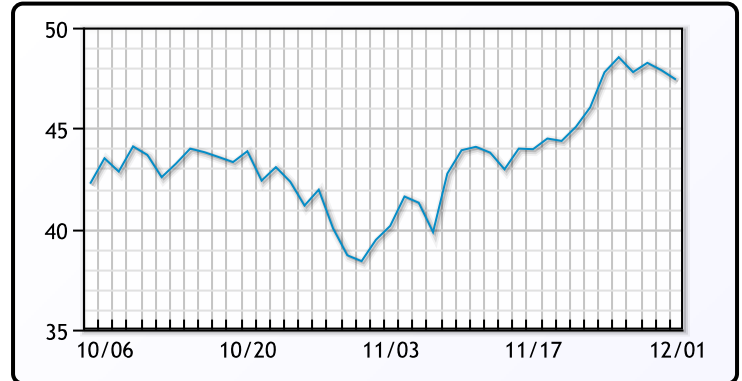
Oil prices extended losses today for a second day as OPEC+ pushed its formal meeting to Thursday. Some members favor a gradual increase of production instead of a freeze on increases as Saudi Arabia is pushing for. The group will likely find some compromise but the market had been expected a freeze through at least March. "The apparent glitches in the OPEC discussions that have forced a delay in the full OPEC+ zoom meetings until Thursday have stalled the upward oil price momentum that proved quite impressive last month," said Jim Ritterbusch, president of Ritterbusch and Associates. Prices further extended losses in post-settlement trade after API data showed a build of 4.1MM/bbls last week. EIA data to come tomorrow. WTI traded down \$.79 or -1.74% to close at \$44.55. Brent traded down \$.46 or -.96% to close at \$47.42.

Crude & Product Markets

WTI



BRENT



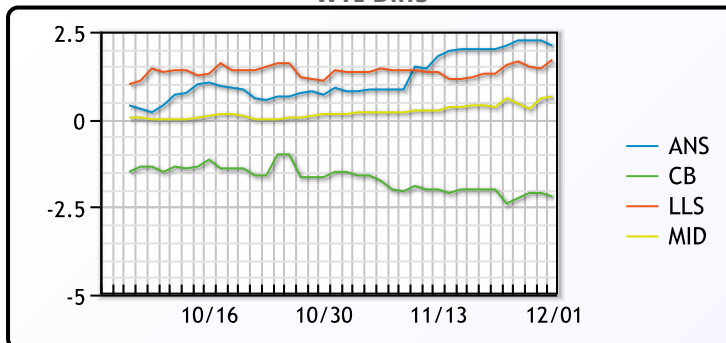
CRUDE

	Last	Week Ago	Month Ago
ANS	46.65	46.96	36.59
BLS	42.35	42.46	34.29
LLS	46.25	46.36	37.14
Mid	45.2	45.16	35.94
WTI	44.55	44.71	35.79

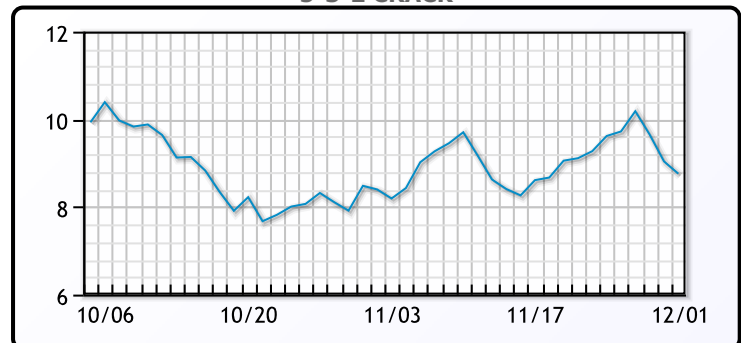
PRODUCTS

	Last	Week Ago	Month Ago
Gulf RBOB	117.17	120.6	98.47
Gulf ULSD	130.98	133.17	105.22
NYH RBOB	123.54	127.69	106.2
NYH ULSD	134.23	136.45	109.26
USGC 3%	42.13	44.13	34.88

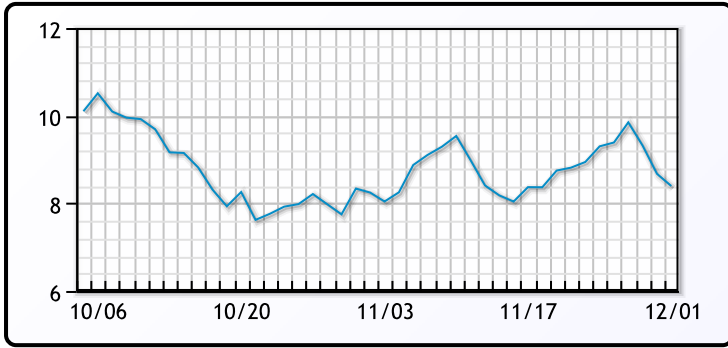
WTI Diffs



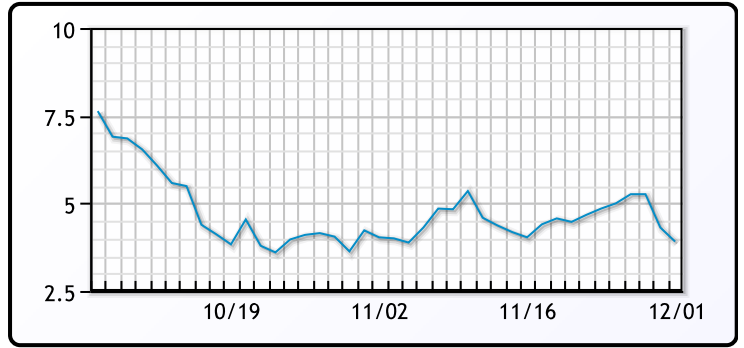
5-3-2 CRACK



3-2-1 Crack



Gulf 3-2-1 Crack



NGLs

MB

	Last	Week Ago	Month Ago
Butane	70	63.5	62.75
IsoButane	72	75	65.5
Natural Gasoline	96.25	91.75	77.5
Propane	56.75	53.75	53

CONWAY

	Last	Week Ago	Month Ago
Butane	72.75	73	64.75
IsoButane	81	80.5	73.75
Natural Gasoline	91.25	93	77
Propane	53.5	51.875	52.375

MB NON

	Last	Week Ago	Month Ago
Butane	83	83.5	65.75
IsoButane	72	75	65.5
Natural Gasoline	94	94.25	77.75
Propane	56.88	52.63	52.88

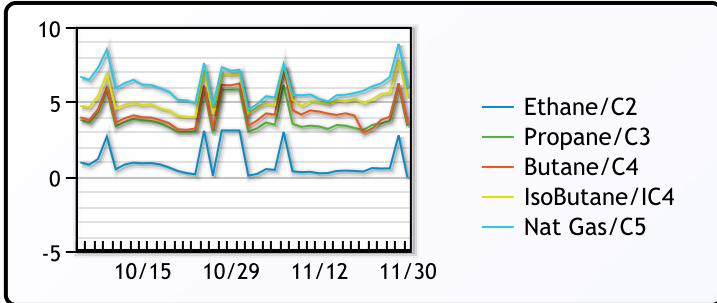
EDMONTON

	Last	Week Ago	Month Ago
Propane	29.25	25.25	26.75

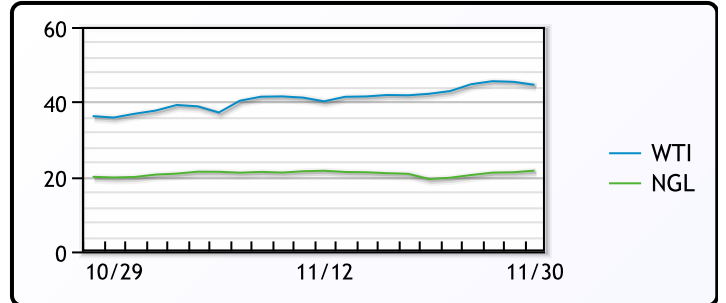
SARNIA

	Last	Week Ago	Month Ago
Propane	69.75	69.75	68

FRAC SPREAD



WTI vs NGL



FX

	Last	Change
CAD	1.2938	0.0002
DXY	91.313	-0.556
Gold	1812.09	-3.15

RATES

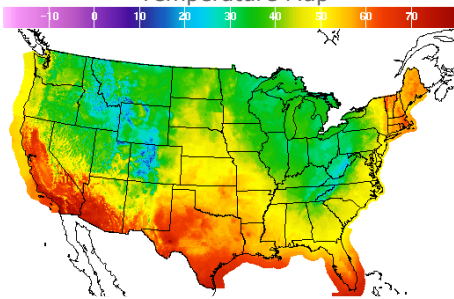
	Last	Change
US 2yr	0.1662	0.0177
US 10yr	0.926	0.0871
CAN 10yr	0.736	0.065

EQUITIES

	Last	Change
Nasdaq	12355.11	156.37
TSX	1029.96	6.438
S&P 500	3662.45	40.82

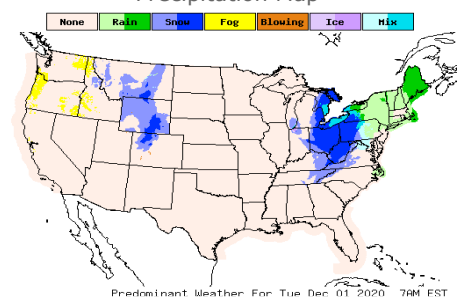
Weather Data

Temperature Map



City	HIGH °F	LOW °F
Calgary	32	23
Conway	39	25
Cushing	55	34
Denver	39	30
Houston	62	45
Mont Belvieu	59	38
Sarnia	32	29
Williston	35	25

Precipitation Map



This report has been prepared by PFL Petroleum Limited personnel for your information only and the views expressed are intended to provide market commentary and are not recommendations. This report is not an offer to sell or a solicitation of any offer to buy any security. The information contained herein has been compiled by PFL from sources believed to be reliable, but no representation or warranty, express or implied, is made by PFL Petroleum Limited, its affiliates or any other person as to its accuracy, completeness or correctness. Copyright 2017 PFL Petroleum Limited. All Rights Reserved