



MARKET DAILY

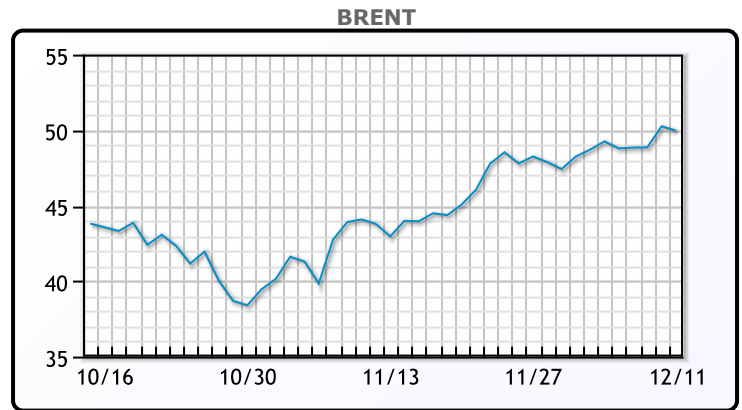
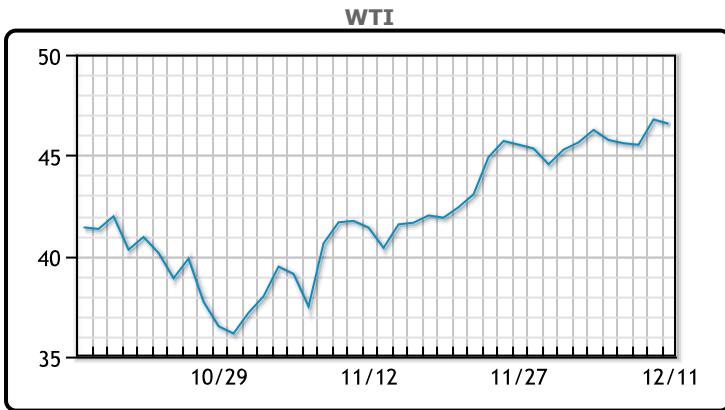
<https://www.pflpetroleum.com>
 1865 Veterans Park Dr. Suite 303
 Naples, Florida 34109
 Phone: 239-390-2885
 Fax: 239-949-0611
 Dec 11, 2020 7:12 PM

Major Energy Futures		
	Settle	Change
Brent	49.97	-0.28
Gas Oil	412	16.75
Natural Gas	2.591	0.111
RBOB	130.77	4.07
ULSD	143.69	3.68
WTI	46.57	-0.21

Market Commentary

Oil prices pulled back slightly, but still managed a weekly gain after a few strong sessions as stimulus talks are stalling. NY announced further virus restrictions which are pressuring oil prices. "Oil's rally could be capped for the early months of next year by waning support from the supply side and a still uncertain near-term demand recovery" TD said in a report. Another interesting note, according to Bloomberg, super tankers headed to US reach highest levels since September. WTI traded down \$.21 or -.45% to close at \$46.57. Brent traded down \$.28 or -.56% to close at \$49.97.

Crude & Product Markets

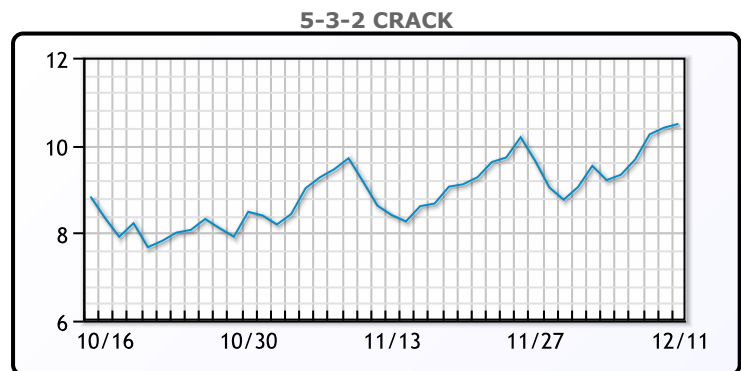
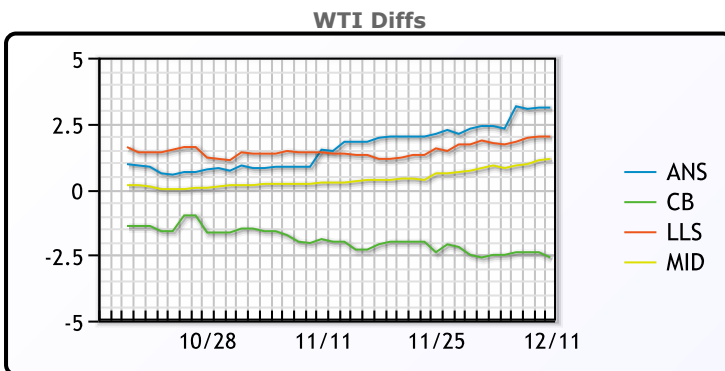


CRUDE

	Last	Week Ago	Month Ago
ANS	49.67	48.66	43.25
BLS	43.97	43.76	39.45
LLS	48.57	48.01	42.8
Mid	47.72	47.16	41.7
WTI	46.57	46.26	41.45

PRODUCTS

	Last	Week Ago	Month Ago
Gulf RBOB	126.52	122.4	112.59
Gulf ULSD	139.69	136.23	121.33
NYH RBOB	131.9	128.98	119.71
NYH ULSD	143.44	139.93	124.08
USGC 3%	42.88	43.38	40.13



3-2-1 Crack



Gulf 3-2-1 Crack



NGLs

MB

	Last	Week Ago	Month Ago
Butane	61.25	61.5	71.25
IsoButane	66.25	67.5	71.75
Natural Gasoline	102.75	97.88	88.25
Propane	59	59.25	55.625

MB NON

	Last	Week Ago	Month Ago
Butane	82.25	80.5	75.25
IsoButane	66.25	67.5	71.75
Natural Gasoline	99.25	97.5	88.25
Propane	59.5	59.38	54.88

CONWAY

	Last	Week Ago	Month Ago
Butane	76.5	76.5	70.5
IsoButane	87	92	76
Natural Gasoline	99	95.5	85
Propane	55.25	55.5	54.25

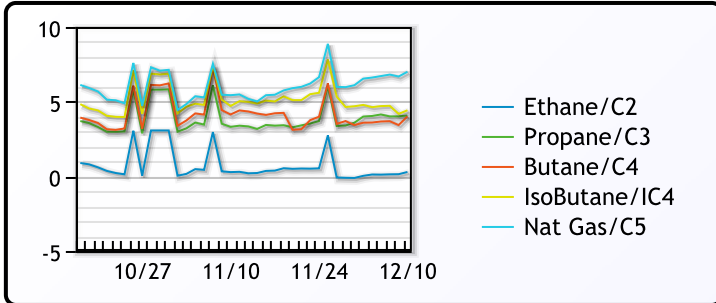
EDMONTON

	Last	Week Ago	Month Ago
Propane	28.75	29	27.75

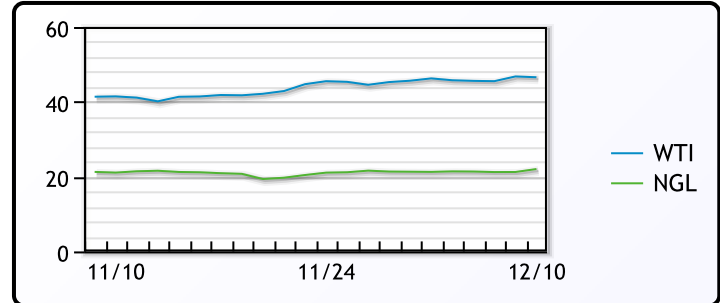
SARNIA

	Last	Week Ago	Month Ago
Propane	76	73.5	70

FRAC SPREAD



WTI vs NGL



FX

	Last	Change
CAD	1.2769	0.003
DXY	90.97601	0.152
Gold	1839.85	3.28

RATES

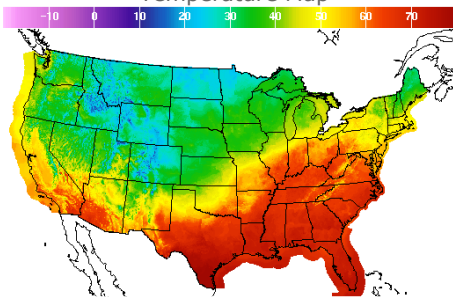
	Last	Change
US 2yr	0.115	-0.0219
US 10yr	0.8964	-0.0099
CAN 10yr	0.712	-0.024

EQUITIES

	Last	Change
Nasdaq	12377.87	-27.94
TSX	1046.51	-2.837
S&P 500	3663.46	-4.64

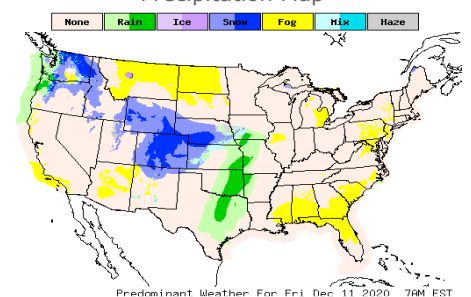
Weather Data

Temperature Map



City	HIGH °F	LOW °F
Calgary	21	16
Conway	31	25
Cushing	57	39
Denver	29	23
Houston	72	64
Mont Belvieu	68	61
Sarnia	43	38
Williston	33	21

Precipitation Map



This report has been prepared by PFL Petroleum Limited personnel for your information only and the views expressed are intended to provide market commentary and are not recommendations. This report is not an offer to sell or a solicitation of any offer to buy any security. The information contained herein has been compiled by PFL from sources believed to be reliable, but no representation or warranty, express or implied, is made by PFL Petroleum Limited, its affiliates or any other person as to its accuracy, completeness or correctness. Copyright 2017 PFL Petroleum Limited. All Rights Reserved