



MARKET DAILY

<https://www.pflpetroleum.com>
 1865 Veterans Park Dr. Suite 303
 Naples, Florida 34109
 Phone: 239-390-2885
 Fax: 239-949-0611
 Nov 9, 2020 5:58 PM

Major Energy Futures

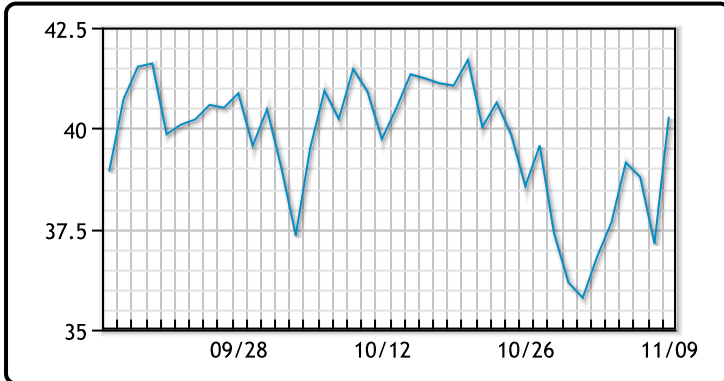
	Settle	Change
Brent	42.4	2.6
Gas Oil	343.75	-4.25
Natural Gas	2.859	-0.054
RBOB	116.07	-3.15
ULSD	121.67	-2.7
WTI	40.29	3.15

Market Commentary

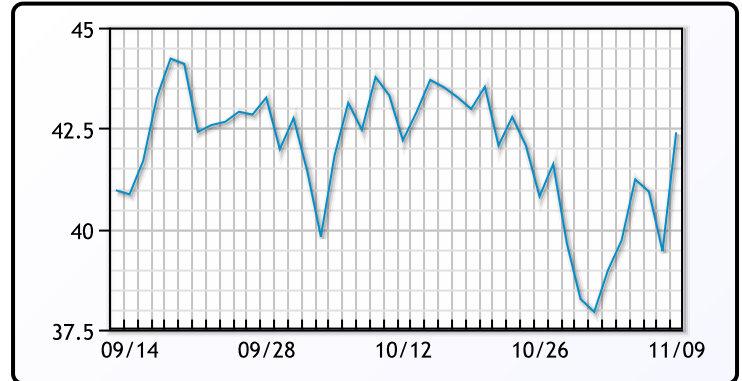
Oil prices soared today in tandem with financial markets as Pfizer announced its COVID vaccine was 90% effective in clinical trials. "If you all of a sudden have a vaccine and we start opening up and life starts getting back to normal, we go from a perception of an oversupplied market to a very tight market next year and that could be very supportive for prices," said Phil Flynn, senior analyst at Price Futures Group in Chicago. Saudi Arabia has expressed willingness to adjust the production cuts set to expire this January to "balance the market". However, key OPEC members are wary of U.S. President-elect Joe Biden relaxing measures on Iran and Venezuela, which could mean an increase in oil production that would make it harder to balance supply with demand. WTI traded up \$3.15 or 8.48% to close at \$40.29. Brent traded up \$2.60 or 6.59% to close at \$42.05.

Crude & Product Markets

WTI



BRENT



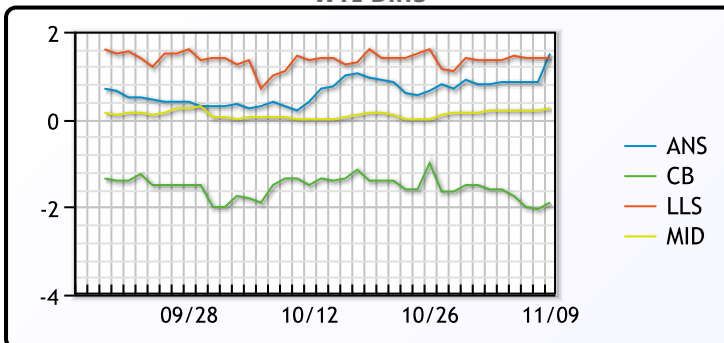
CRUDE

	Last	Week Ago	Month Ago
ANS	41.79	37.61	41.3
BLS	38.39	35.21	39.25
LLS	41.69	38.16	42
Mid	40.54	37.01	40.6
WTI	40.29	36.81	40.6

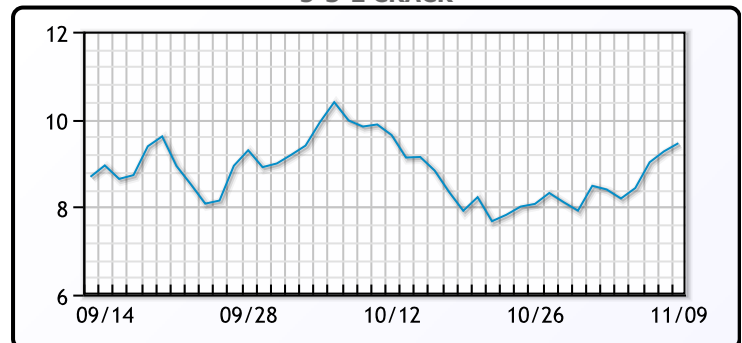
PRODUCTS

	Last	Week Ago	Month Ago
Gulf RBOB	111.32	100.07	117.82
Gulf ULSD	118.82	107.86	115.71
NYH RBOB	119.69	107.95	123.07
NYH ULSD	121.42	111.36	119.71
USGC 3%	38.88	35.88	38.38

WTI Diffs



5-3-2 CRACK



3-2-1 Crack



Gulf 3-2-1 Crack



NGLs

MB

	Last	Week Ago	Month Ago
Butane	74	66	61
IsoButane	73	68.5	65
Natural Gasoline	82	77.5	92.75
Propane	55.875	54.75	52.375

CONWAY

	Last	Week Ago	Month Ago
Butane	72	66.25	63.5
IsoButane	78	75.5	69
Natural Gasoline	84	79.5	90
Propane	55	53.125	53.625

MB NON

	Last	Week Ago	Month Ago
Butane	78	68.5	64
IsoButane	73	68.5	65
Natural Gasoline	87.75	81.25	93
Propane	55.75	52.88	51.13

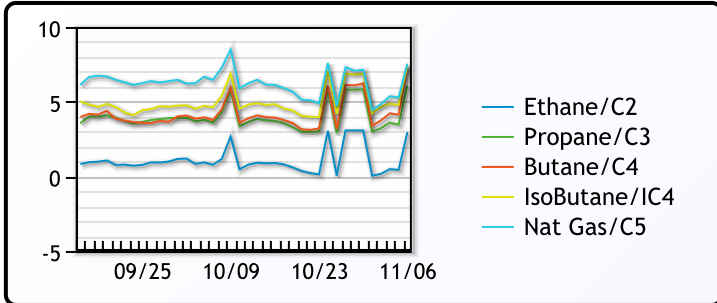
EDMONTON

	Last	Week Ago	Month Ago
Propane	29.75	26.75	26

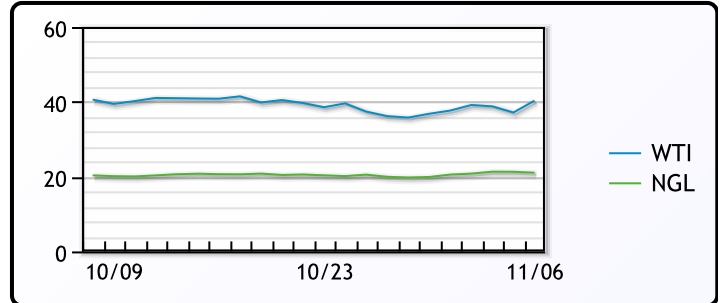
SARNIA

	Last	Week Ago	Month Ago
Propane	70	68	60

FRAC SPREAD



WTI vs NGL



FX

	Last	Change
CAD	1.3006	-0.0001
DXY	92.829	0.6
Gold	1863.02	-0.02

RATES

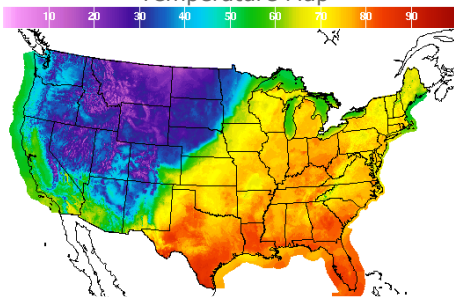
	Last	Change
US 2yr	0.1706	0.0179
US 10yr	0.9235	0.105
CAN 10yr	0.749	0.104

EQUITIES

	Last	Change
Nasdaq	11713.78	-181.45
TSX	980.43	13.5641
S&P 500	3550.5	41.06

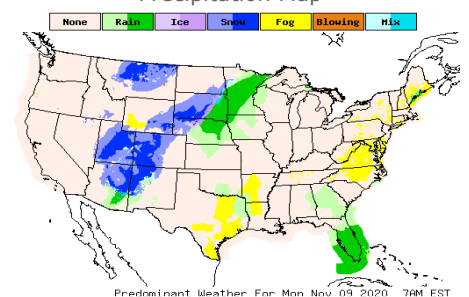
Weather Data

Temperature Map



City	HIGH °F	LOW °F
Calgary	35	15
Conway	39	22
Cushing	73	62
Denver	45	28
Houston	79	71
Mont Belvieu	78	68
Sarnia	67	55
Williston	20	15

Precipitation Map



This report has been prepared by PFL Petroleum Limited personnel for your information only and the views expressed are intended to provide market commentary and are not recommendations. This report is not an offer to sell or a solicitation of any offer to buy any security. The information contained herein has been compiled by PFL from sources believed to be reliable, but no representation or warranty, express or implied, is made by PFL Petroleum Limited, its affiliates or any other person as to its accuracy, completeness or correctness. Copyright 2017 PFL Petroleum Limited. All Rights Reserved