



# MARKET DAILY

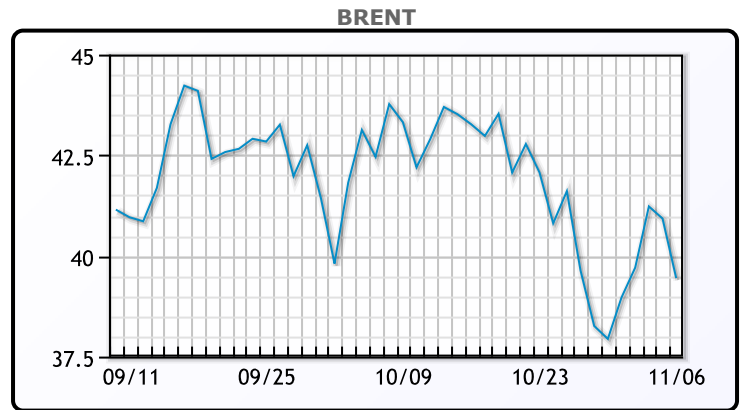
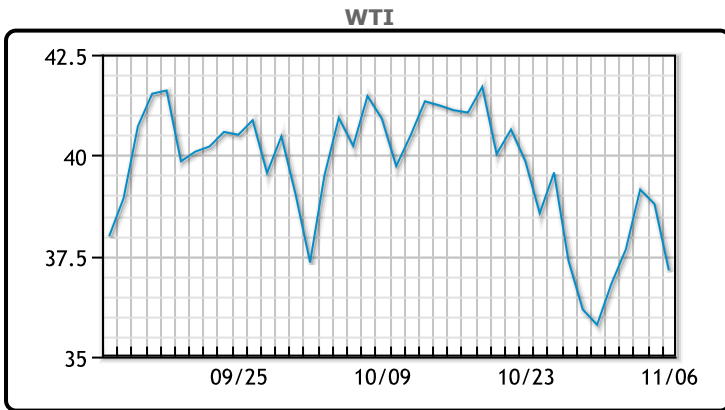
<https://www.pflpetroleum.com>  
 1865 Veterans Park Dr. Suite 303  
 Naples, Florida 34109  
 Phone: 239-390-2885  
 Fax: 239-949-0611  
 Nov 6, 2020 4:43 PM

Major Energy Futures		
	Settle	Change
Brent	39.45	-1.24
Gas Oil	322.75	-0.5
Natural Gas	2.888	-0.104
RBOB	108.44	0.78
ULSD	114.26	-0.39
WTI	37.14	-1.4

### Market Commentary

Oil prices fell today with Brent settling back below \$40/bbl again as the US presidential election still remains uncalled. New cases of COVID-19 continued to surge, with the US marking more than 100,000 new cases per day for multiple days straight. Despite the price declines, both contracts were headed for weekly gains. Post-election, some GOP officials are now calling for a smaller stimulus package, based in part off the October unemployment number ticking down to 6.9%. It is important to note however this is a lagging indicator and yesterday's jobless claims showed the unemployment rate to be 7.7%. There remain other signs of slowing growth headed into the fourth quarter and the rate of recovery in the world economy will directly influence crude demand as we head into next year. "Crude oil is very sensitive to the stimulus expectations, which just took a hit for the worse," said Bob Yawger, director of energy futures at Mizuho. "The coronavirus situation is as negative a demand indicator as you can get," he said. WTI traded down \$1.65 or -4.25% to close at \$37.14. Brent traded down \$1.48 or -3.62% to close at \$39.45.

## Crude & Product Markets

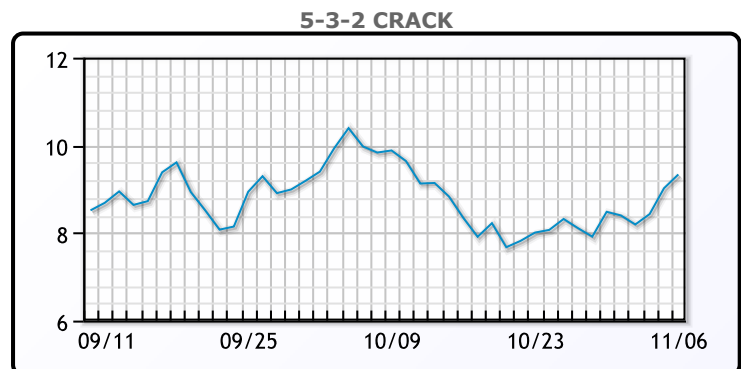
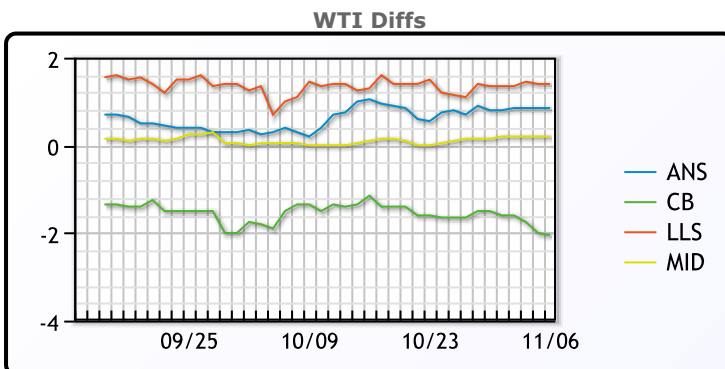


### CRUDE

	Last	Week Ago	Month Ago
ANS	37.99	36.59	40.97
BLS	35.09	34.29	39.32
LLS	38.54	37.14	41.77
Mid	37.34	35.94	40.72
WTI	37.14	35.79	40.67

### PRODUCTS

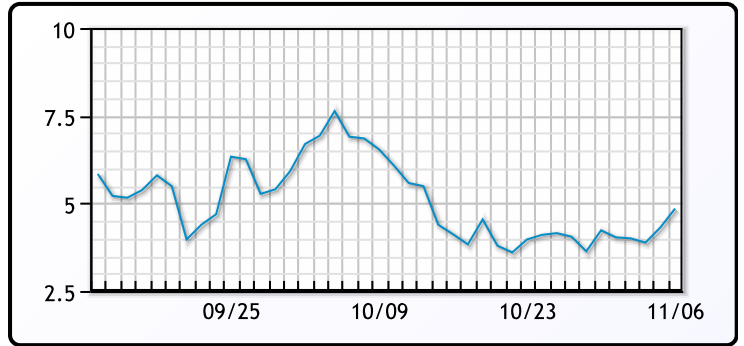
	Last	Week Ago	Month Ago
Gulf RBOB	103.69	98.47	122.01
Gulf ULSD	113.01	105.22	115.01
NYH RBOB	112.07	106.2	126.76
NYH ULSD	114.26	109.26	119.36
USGC 3%	36.38	34.88	37.13



**3-2-1 Crack**



**Gulf 3-2-1 Crack**



**NGLs**

**MB**

	Last	Week Ago	Month Ago
Butane	74.75	62.75	59.25
IsoButane	72.25	65.5	62.25
Natural Gasoline	86.5	76.88	88.38
Propane	56	53	51.5

**MB NON**

	Last	Week Ago	Month Ago
Butane	77.25	65.75	62.25
IsoButane	72.25	65.5	62.25
Natural Gasoline	82	77.75	92.25
Propane	56	52.75	50.5

**CONWAY**

	Last	Week Ago	Month Ago
Butane	69.5	64.75	61.25
IsoButane	77	73.75	64.5
Natural Gasoline	78	77	90
Propane	53.75	52.375	52

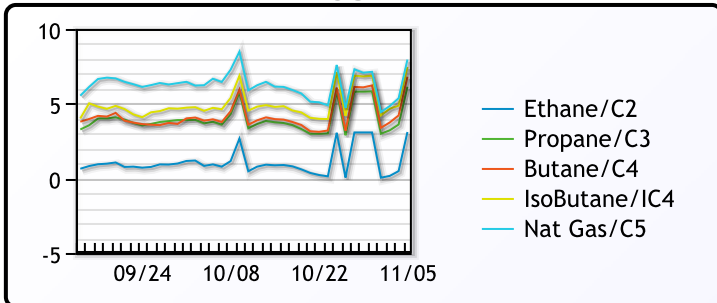
**EDMONTON**

	Last	Week Ago	Month Ago
Propane	29.75	26.5	24.88

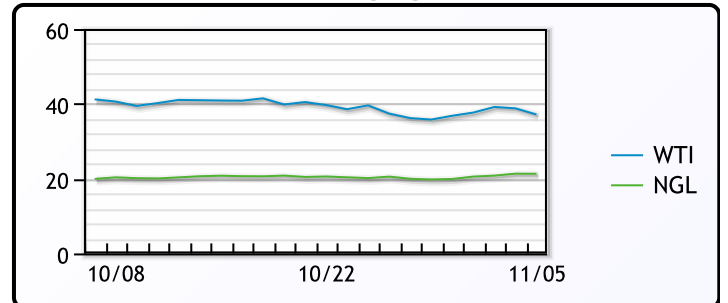
**SARNIA**

	Last	Week Ago	Month Ago
Propane	70	68	60

**FRAC SPREAD**



**WTI vs NGL**



**FX**

	Last	Change
CAD	1.306	0.0015
DXY	92.322	-0.203
Gold	1952.35	2.69

**RATES**

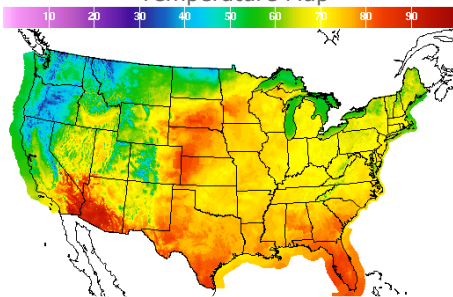
	Last	Change
US 2yr	0.1508	0.0061
US 10yr	0.8185	0.0556
CAN 10yr	0.646	0.034

**EQUITIES**

	Last	Change
Nasdaq	11895.23	4.3
TSX	966.87	-1.646
S&P 500	3509.44	-1.01

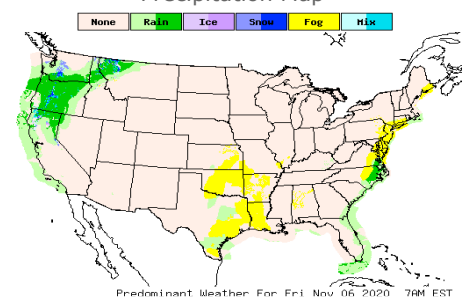
**Weather Data**

**Temperature Map**



City	HIGH °F	LOW °F
Calgary	39	32
Conway	56	37
Cushing	74	56
Denver	70	54
Houston	77	64
Mont Belvieu	77	57
Sarnia	64	49
Williston	57	46

**Precipitation Map**



This report has been prepared by PFL Petroleum Limited personnel for your information only and the views expressed are intended to provide market commentary and are not recommendations. This report is not an offer to sell or a solicitation of any offer to buy any security. The information contained herein has been compiled by PFL from sources believed to be reliable, but no representation or warranty, express or implied, is made by PFL Petroleum Limited, its affiliates or any other person as to its accuracy, completeness or correctness. Copyright 2017 PFL Petroleum Limited. All Rights Reserved