



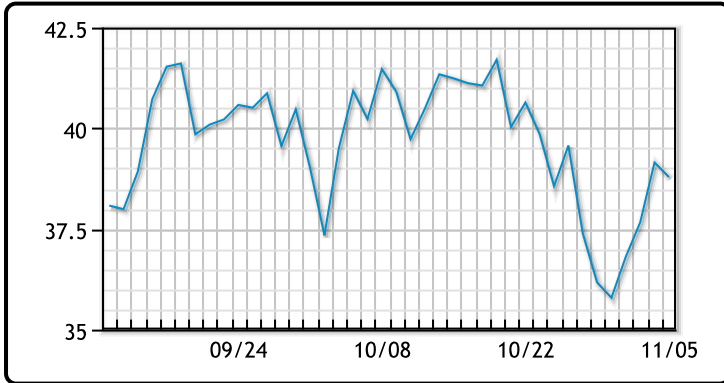
MARKET DAILY

<https://www.pflpetroleum.com>
 1865 Veterans Park Dr. Suite 303
 Naples, Florida 34109
 Phone: 239-390-2885
 Fax: 239-949-0611
 Nov 5, 2020 8:00 PM

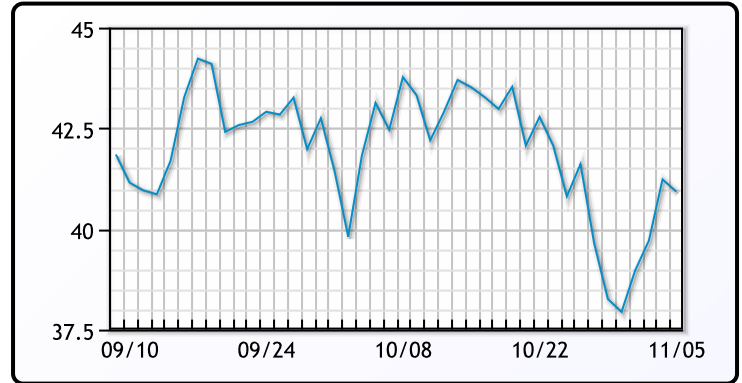
Major Energy Futures		
	Settle	Change
Brent	40.93	-0.3
Gas Oil	327	10.75
Natural Gas	2.942	-0.104
RBOB	111.59	0.78
ULSD	116.96	-0.39
WTI	38.79	-0.36

Crude & Product Markets

WTI



BRENT



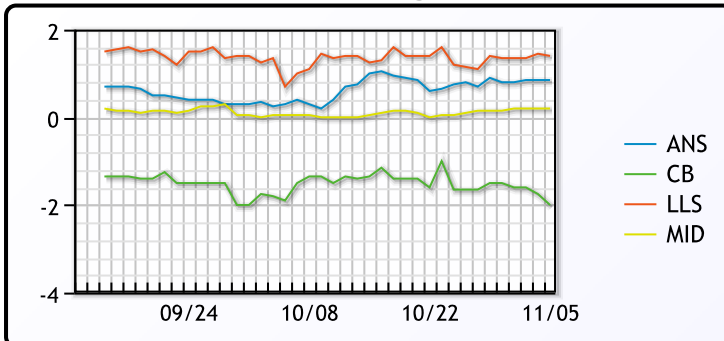
CRUDE

	Last	Week Ago	Month Ago
ANS	39.64	37.07	39.62
BLS	36.79	34.67	37.72
LLS	40.19	37.57	40.22
Mid	38.99	36.32	39.27
WTI	38.79	36.17	39.22

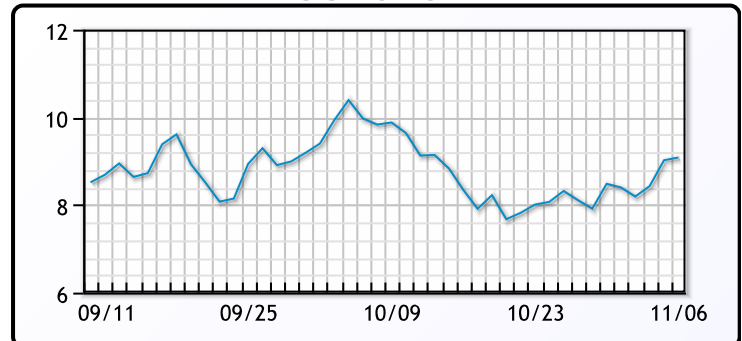
PRODUCTS

	Last	Week Ago	Month Ago
Gulf RBOB	107.09	98.1	117.91
Gulf ULSD	115.08	106.07	108.75
NYH RBOB	115.71	106.65	122.66
NYH ULSD	117.08	109.69	113.83
USGC 3%	37.38	35.13	36.38

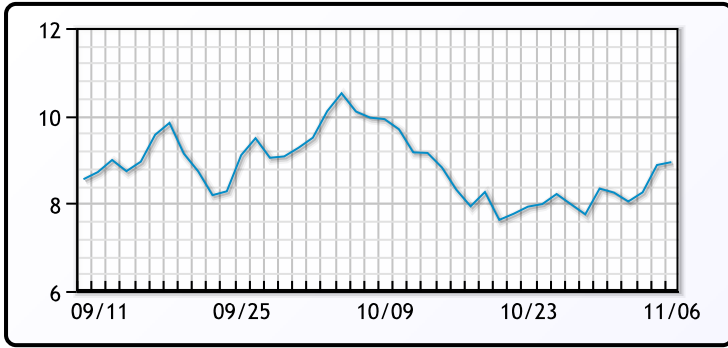
WTI Diffs



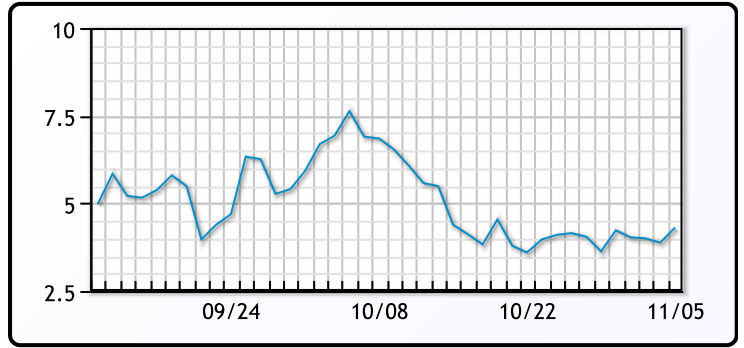
5-3-2 CRACK



3-2-1 Crack



Gulf 3-2-1 Crack



NGLs

MB

	Last	Week Ago	Month Ago
Butane	71.5	61.5	58.25
IsoButane	71	64.5	61.25
Natural Gasoline	86.5	79.38	82.75
Propane	56.375	53	51

CONWAY

	Last	Week Ago	Month Ago
Butane	69.75	64	59.75
IsoButane	78.5	73	62.25
Natural Gasoline	82.5	78	85.75
Propane	54.625	52.25	51

MB NON

	Last	Week Ago	Month Ago
Butane	74	64.5	61.25
IsoButane	71	64.5	61.25
Natural Gasoline	85.5	77.75	87.75
Propane	56.25	52.63	48.13

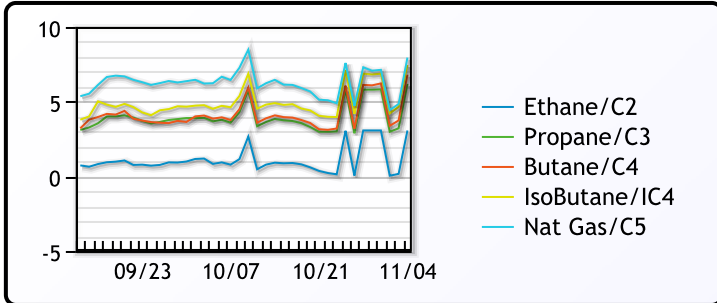
EDMONTON

	Last	Week Ago	Month Ago
Propane	29.75	28	22.75

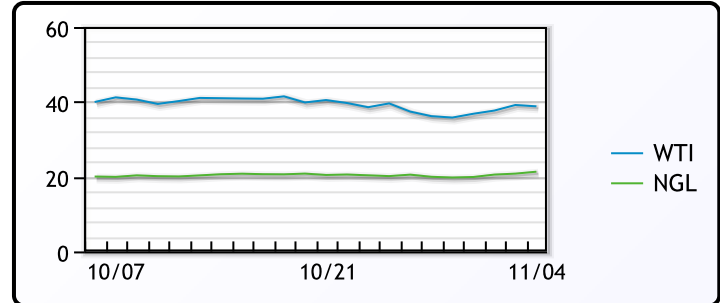
SARNIA

	Last	Week Ago	Month Ago
Propane	70	68	59.75

FRAC SPREAD



WTI vs NGL



FX

	Last	Change
CAD	1.3076	0.0031
DXY	92.7	0.175
Gold	1942.46	-7.2

RATES

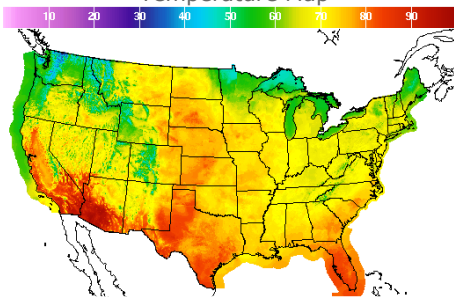
	Last	Change
US 2yr	0.1447	0
US 10yr	0.7613	-0.0016
CAN 10yr	0.612	-0.003

EQUITIES

	Last	Change
Nasdaq	11890.93	300.15
TSX	968.516	16.2153
S&P 500	3510.45	67.01

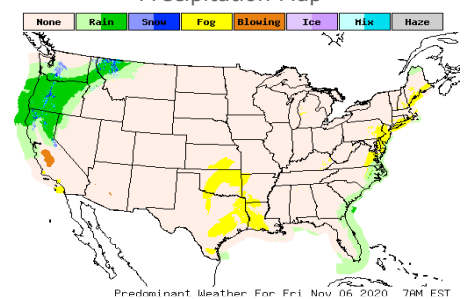
Weather Data

Temperature Map



City	HIGH °F	LOW °F
Calgary	51	40
Conway	60	39
Cushing	74	53
Denver	71	54
Houston	78	66
Mont Belvieu	74	62
Sarnia	61	53
Williston	72	50

Precipitation Map



This report has been prepared by PFL Petroleum Limited personnel for your information only and the views expressed are intended to provide market commentary and are not recommendations. This report is not an offer to sell or a solicitation of any offer to buy any security. The information contained herein has been compiled by PFL from sources believed to be reliable, but no representation or warranty, express or implied, is made by PFL Petroleum Limited, its affiliates or any other person as to its accuracy, completeness or correctness. Copyright 2017 PFL Petroleum Limited. All Rights Reserved