



# MARKET DAILY

<https://www.pflpetroleum.com>  
 1865 Veterans Park Dr. Suite 303  
 Naples, Florida 34109  
 Phone: 239-390-2885  
 Fax: 239-949-0611  
 Nov 3, 2020 6:18 PM

## Major Energy Futures

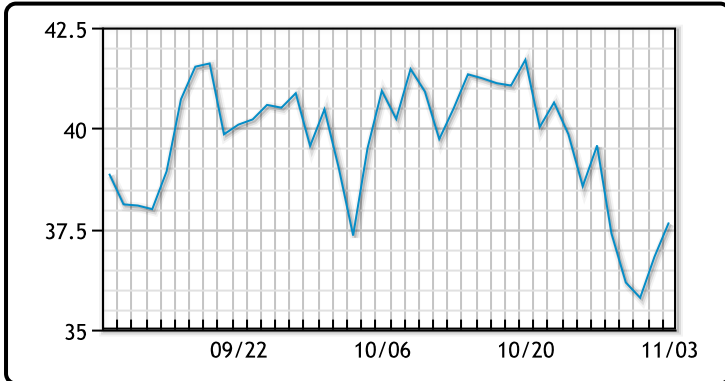
	Settle	Change
Brent	39.71	0.74
Gas Oil	316.75	2.25
Natural Gas	3.059	-0.185
RBOB	107.69	2.49
ULSD	112.71	1.48
WTI	37.66	0.85

## Market Commentary

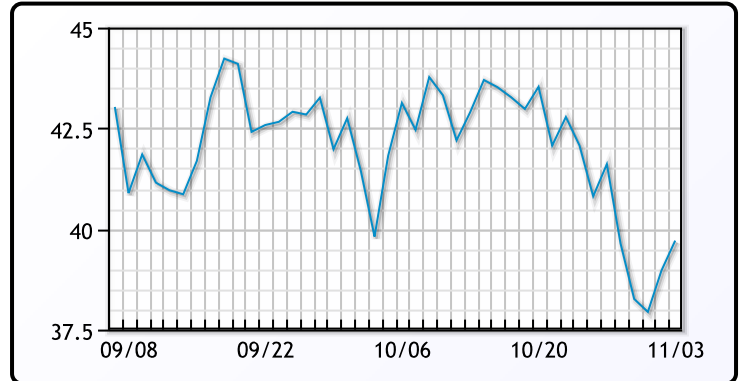
Oil prices rose today along with equities for a second straight day although traders are bracing for a wild ride ahead of US Election Day. "The oil complex is re-attaching to other risky assets ... as election uncertainty kicks up volatility," said Jim Ritterbusch, president of Ritterbusch and Associates, noting "oil could easily disconnect back to the downside ... once the election factor is cleared." On the bullish side the dollar is weakening against a basket of currencies, a tailwind for oil prices that trade in USD. Analysts said those oil price gains were capped by rising coronavirus cases and the threat of additional lockdowns that could depress energy demand as Italy and Norway become the latest to announce new lockdown measures. WTI traded up \$.85 or 2.31% to close at \$37.66. Brent traded up \$.74 or 1.9% to close at \$39.71.

## Crude & Product Markets

WTI



BRENT



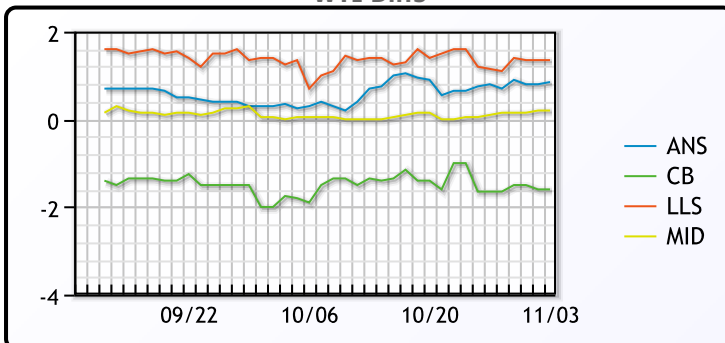
CRUDE

	Last	Week Ago	Month Ago
ANS	38.51	40.37	37.35
BLS	36.06	37.92	35.15
LLS	39.01	40.72	37.75
Mid	37.86	39.67	37.1
WTI	37.66	39.57	37.05

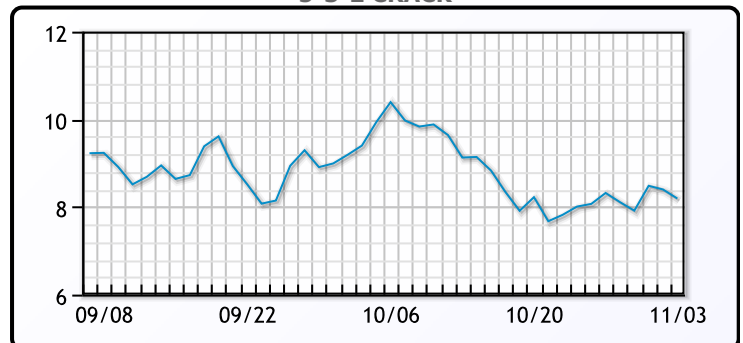
PRODUCTS

	Last	Week Ago	Month Ago
Gulf RBOB	103.07	108.5	110.22
Gulf ULSD	109.96	112.4	103.8
NYH RBOB	110.44	115.19	114.6
NYH ULSD	112.79	116.57	109
USGC 3%	36.63	38.38	33.88

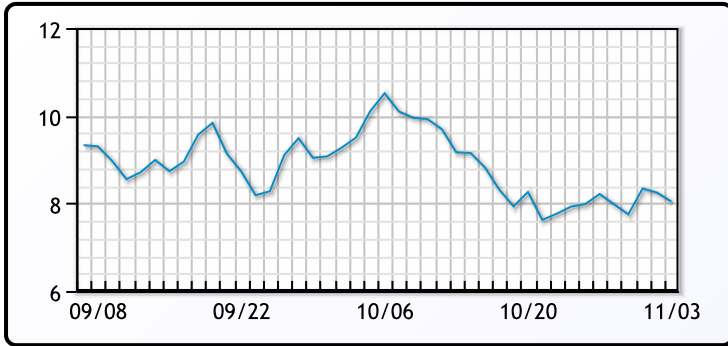
WTI Diffs



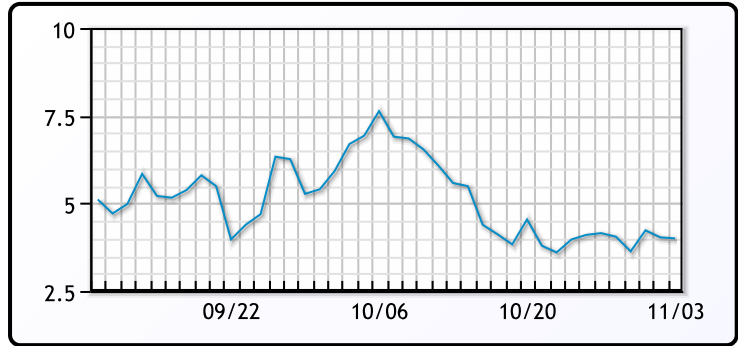
5-3-2 CRACK



**3-2-1 Crack**



**Gulf 3-2-1 Crack**



**NGLs**

**MB**

	Last	Week Ago	Month Ago
Butane	67.5	62.75	55
IsoButane	70	66.5	59.5
Natural Gasoline	81.25	82.5	82.75
Propane	55.375	53.75	48.625

**CONWAY**

	Last	Week Ago	Month Ago
Butane	67	65.13	56.25
IsoButane	77.5	73	62
Natural Gasoline	80.5	84	81
Propane	54.125	53.5	48.75

**MB NON**

	Last	Week Ago	Month Ago
Butane	70	65.75	58
IsoButane	70	66.5	59.5
Natural Gasoline	83	84.75	82.5
Propane	55	52.63	48.13

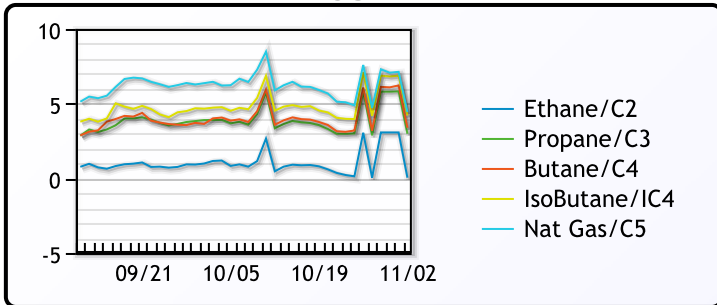
**EDMONTON**

	Last	Week Ago	Month Ago
Propane	28.13	30.25	22.75

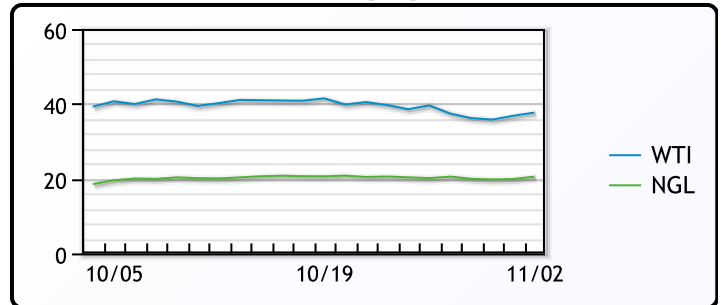
**SARNIA**

	Last	Week Ago	Month Ago
Propane	68	68	59.75

**FRAC SPREAD**



**WTI vs NGL**



**FX**

	Last	Change
CAD	1.311	-0.0034
DXY	93.553	-0.57601
Gold	1913.96	4.79

**RATES**

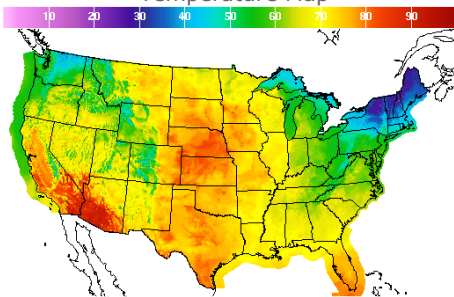
	Last	Change
US 2yr	0.1663	0.0118
US 10yr	0.8993	0.0559
CAN 10yr	0.688	0.052

**EQUITIES**

	Last	Change
Nasdaq	11160.57	202.96
TSX	948.2	14.5384
S&P 500	3369.02	58.78

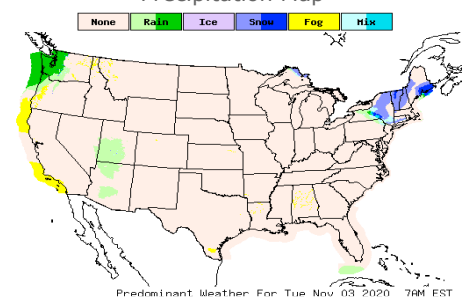
**Weather Data**

**Temperature Map**



City	HIGH °F	LOW °F
Calgary	60	39
Conway	60	48
Cushing	73	50
Denver	71	53
Houston	73	57
Mont Belvieu	68	50
Sarnia	51	37
Williston	67	49

**Precipitation Map**



This report has been prepared by PFL Petroleum Limited personnel for your information only and the views expressed are intended to provide market commentary and are not recommendations. This report is not an offer to sell or a solicitation of any offer to buy any security. The information contained herein has been compiled by PFL from sources believed to be reliable, but no representation or warranty, express or implied, is made by PFL Petroleum Limited, its affiliates or any other person as to its accuracy, completeness or correctness. Copyright 2017 PFL Petroleum Limited. All Rights Reserved