



MARKET DAILY

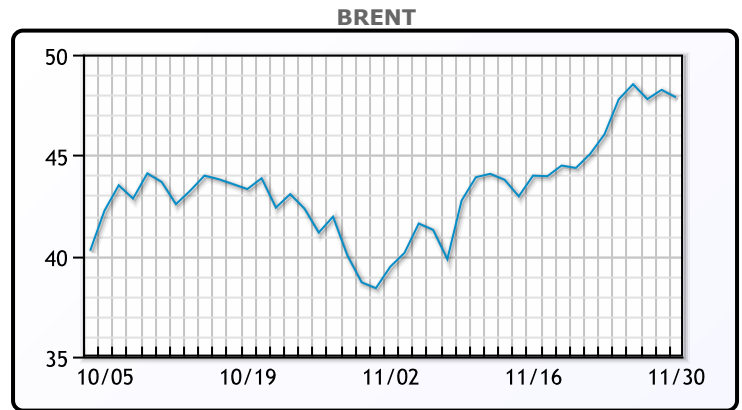
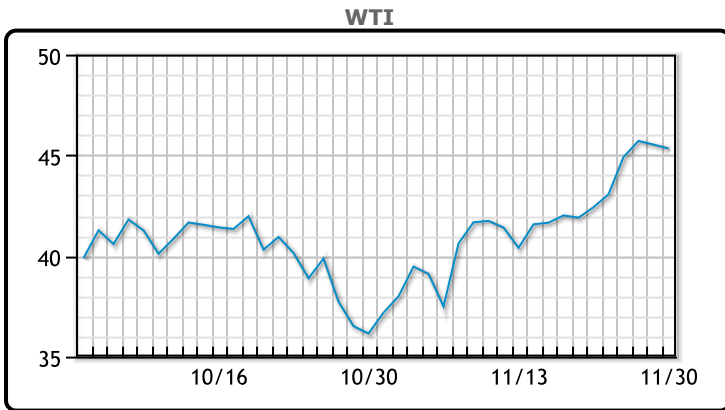
<https://www.pflpetroleum.com>
 1865 Veterans Park Dr. Suite 303
 Naples, Florida 34109
 Phone: 239-390-2885
 Fax: 239-949-0611
 Nov 30, 2020 5:09 PM

Major Energy Futures		
	Settle	Change
Brent	47.88	-0.63
Gas Oil	387	2.5
Natural Gas	2.882	-0.118
RBOB	124.16	-0.5
ULSD	137.14	-0.43
WTI	45.34	-0.48

Market Commentary

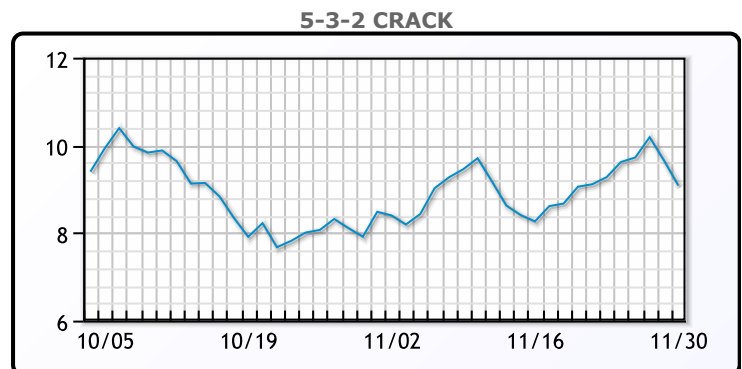
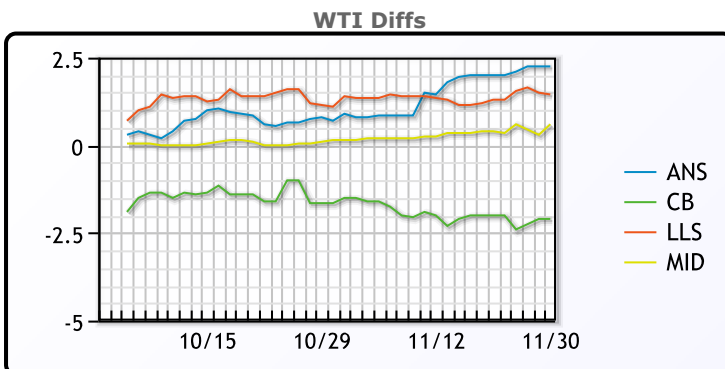
Oil prices traded down today likely due to some profit taking. The energy market is technically overbought and lower prices trigger funds to take profits. OPEC+ met today but deferred their decision on delaying output cuts until tomorrow, when they meet with leading Russian producers. The delay of the output hikes is not a done deal as some member countries, and namely Russia, want to increase production. The group also spoke of "immense challenges" that lay ahead for oil markets regarding coronavirus and the impacts on the economy. The US rig count increased for 10 out of the last 11 weeks and Libya's production has now topped 1 MM/bpd. WTI traded down \$.48 or -1.05% to close at \$45.05. Brent traded down \$.63 or -1.31% to close at \$47.62.

Crude & Product Markets

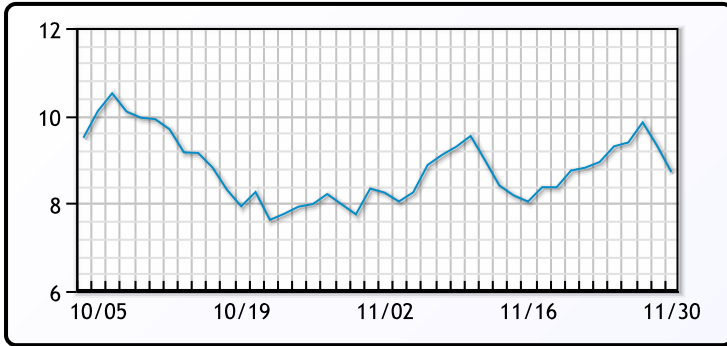


CRUDE			
	Last	Week Ago	Month Ago
ANS	47.59	44.98	36.59
BLS	43.24	40.48	34.29
LLS	46.79	44.43	37.14
Mid	45.94	43.48	35.94
WTI	45.34	42.88	35.79

PRODUCTS			
	Last	Week Ago	Month Ago
Gulf RBOB	119.29	115.96	98.47
Gulf ULSD	133.84	128.58	105.22
NYH RBOB	126.01	122.28	106.2
NYH ULSD	135.99	131.18	109.26
USGC 3%	42.88	42.13	34.88



3-2-1 Crack



Gulf 3-2-1 Crack



NGLs

MB

	Last	Week Ago	Month Ago
Butane	68.5	62	62.75
IsoButane	76.5	73	65.5
Natural Gasoline	96.5	88.25	84.75
Propane	56.625	52.625	53

CONWAY

	Last	Week Ago	Month Ago
Butane	72.5	71	64.75
IsoButane	80	79.5	73.75
Natural Gasoline	91.5	89	77
Propane	54.125	50.5	52.375

MB NON

	Last	Week Ago	Month Ago
Butane	82.5	80	65.75
IsoButane	76.5	73	65.5
Natural Gasoline	93.75	89.5	77.75
Propane	55	53	53.5

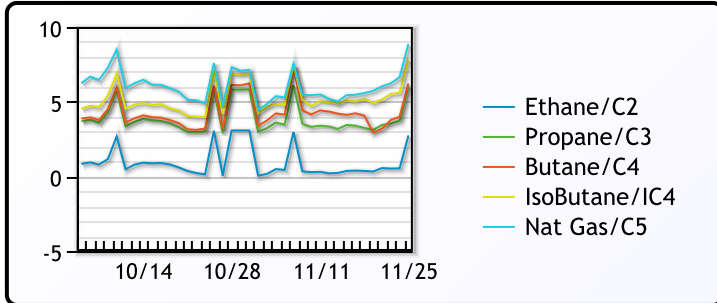
EDMONTON

	Last	Week Ago	Month Ago
Propane	27.13	26.5	31.25

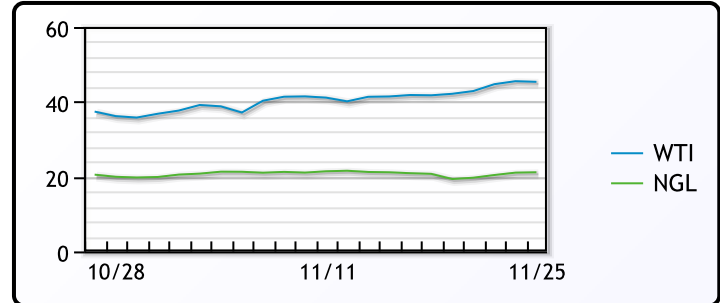
SARNIA

	Last	Week Ago	Month Ago
Propane	69.75	69.75	66.5

FRAC SPREAD



WTI vs NGL



FX

	Last	Change
CAD	1.3003	0.0002
DXY	92.048	0.258
Gold	1777.04	0.09

RATES

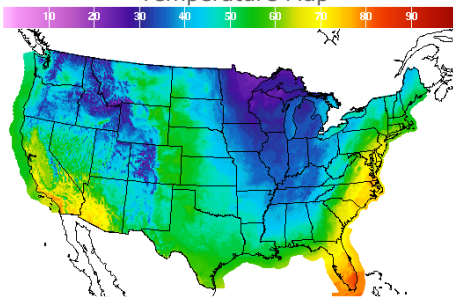
	Last	Change
US 2yr	0.1485	-0.0039
US 10yr	0.8389	0.0016
CAN 10yr	0.671	-0.008

EQUITIES

	Last	Change
Nasdaq	12198.74	-7.11
TSX	1023.52	-14.548
S&P 500	3621.63	-16.72

Weather Data

Temperature Map



City	HIGH °F	LOW °F
Calgary	42	27
Conway	38	19
Cushing	47	27
Denver	56	31
Houston	55	45
Mont Belvieu	54	42
Sarnia	40	33
Williston	46	28

Precipitation Map

