



MARKET DAILY

<https://www.pflpetroleum.com>
 1865 Veterans Park Dr. Suite 303
 Naples, Florida 34109
 Phone: 239-390-2885
 Fax: 239-949-0611
 Nov 27, 2020 2:12 PM

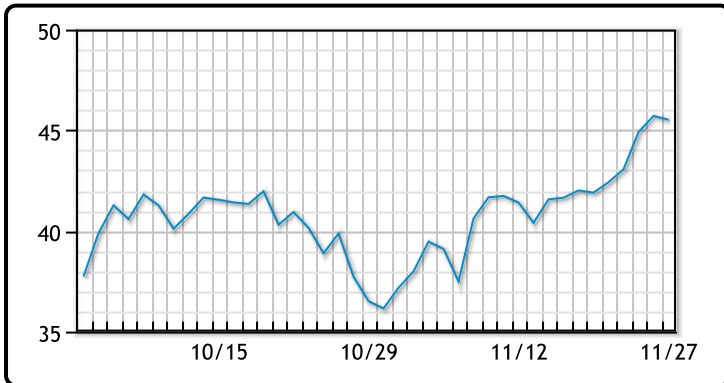
Major Energy Futures		
	Settle	Change
Brent	48.18	0.38
Gas Oil	391.5	-0.25
Natural Gas	2.843	0.061
RBOB	128.2	2.93
ULSD	138.05	2.71
WTI	45.53	0

Market Commentary

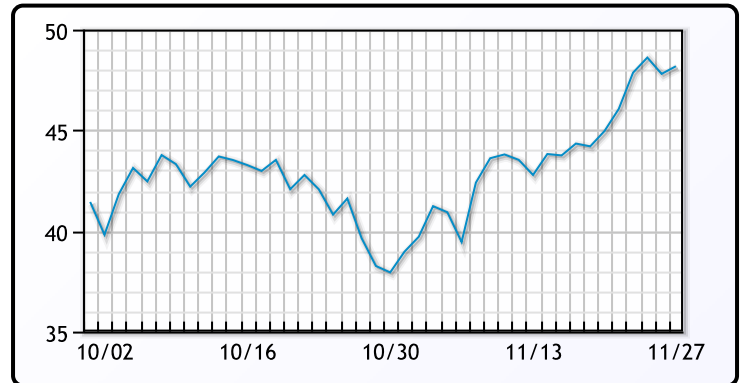
WTI ended the session today at \$45.53 per barrel gaining roughly 8% for the week marking a fourth week of increase. Brent crude rose 38 cents today to settle at \$48.18 a barrel. One contributing factor to the rise in prices was the positive news regarding the COVID19 vaccines. "While a successful vaccine roll-out should break the link between infection and mobility, even then global oil demand will likely only reach its pre-pandemic run rate by mid-2022," JP Morgan said. Russia and OPEC are set to meet next week regarding the soon to expire emergency production cuts. Many analysts expect the group to extend the cuts into the first few months of 2021, however the surge in WTI prices may contradict that prediction.

Crude & Product Markets

WTI



BRENT



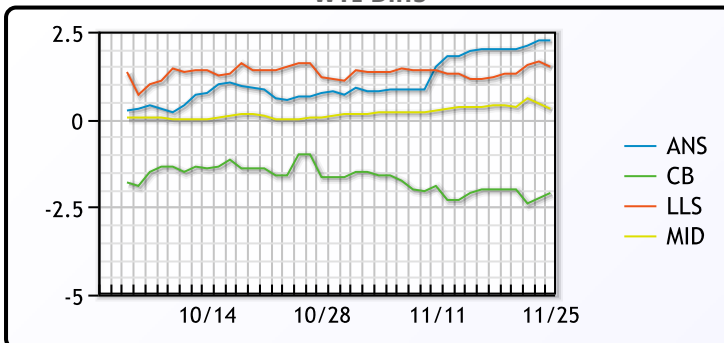
CRUDE

	Last	Week Ago	Month Ago
ANS	47.76	43.82	40.32
BLS	43.41	39.82	38.67
LLS	47.01	43.02	41.27
Mid	45.81	42.22	39.72
WTI	45.51	41.82	39.67

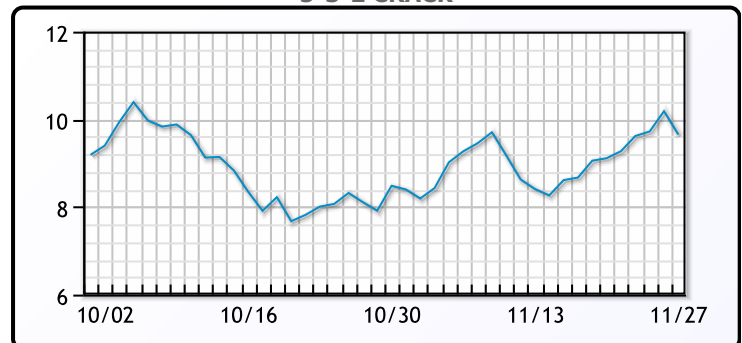
PRODUCTS

	Last	Week Ago	Month Ago
Gulf RBOB	122.22	112.54	108.93
Gulf ULSD	135.42	123.65	111.34
NYH RBOB	130.63	118.04	114.89
NYH ULSD	139.06	126.28	115.63
USGC 3%	44.38	40.13	38.88

WTI Diffs



5-3-2 CRACK



3-2-1 Crack



Gulf 3-2-1 Crack



NGLs

MB

	Last	Week Ago	Month Ago
Butane	64	68.13	62.75
IsoButane	74	73	65
Natural Gasoline	96.5	88.25	84.75
Propane	55	52.88	53.88

CONWAY

	Last	Week Ago	Month Ago
Butane	72	69.5	64.5
IsoButane	78	76	72
Natural Gasoline	95.5	87	84
Propane	52.75	51.5	54.25

MB NON

	Last	Week Ago	Month Ago
Butane	84.38	75	64.75
IsoButane	72	73	65
Natural Gasoline	95	87	85.88
Propane	55	53	53.5

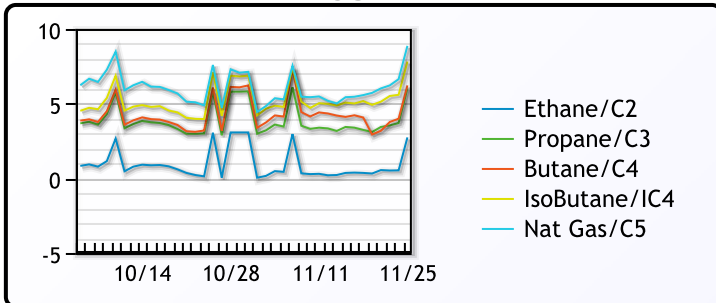
EDMONTON

	Last	Week Ago	Month Ago
Propane	27.13	26.5	31.25

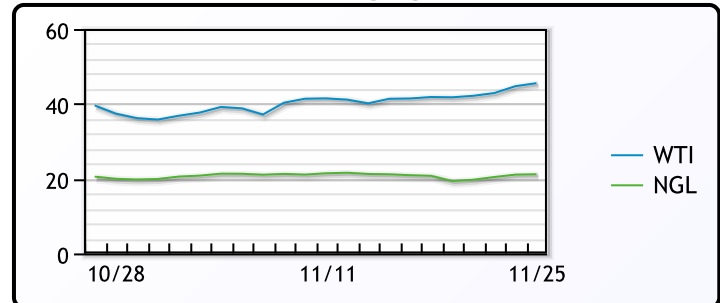
SARNIA

	Last	Week Ago	Month Ago
Propane	69.75	69.75	66.5

FRAC SPREAD



WTI vs NGL



FX

	Last	Change
CAD	1.2987	-0.003
DXY	91.817	-0.177
Gold	1781.83	-33.97

RATES

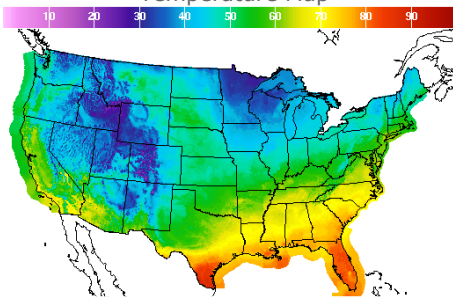
	Last	Change
US 2yr	0.1524	-0.0059
US 10yr	0.8373	-0.0443
CAN 10yr	0.68	-0.006

EQUITIES

	Last	Change
Nasdaq	12205.85	111.45
TSX	1037.41	1.451
S&P 500	3638.35	8.7

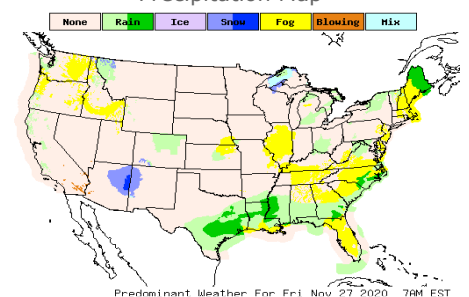
Weather Data

Temperature Map



City	HIGH °F	LOW °F
Calgary	46	26
Conway	38	21
Cushing	55	42
Denver	42	30
Houston	77	68
Mont Belvieu	75	66
Sarnia	43	38
Williston	45	23

Precipitation Map



This report has been prepared by PFL Petroleum Limited personnel for your information only and the views expressed are intended to provide market commentary and are not recommendations. This report is not an offer to sell or a solicitation of any offer to buy any security. The information contained herein has been compiled by PFL from sources believed to be reliable, but no representation or warranty, express or implied, is made by PFL Petroleum Limited, its affiliates or any other person as to its accuracy, completeness or correctness. Copyright 2017 PFL Petroleum Limited. All Rights Reserved