



MARKET DAILY

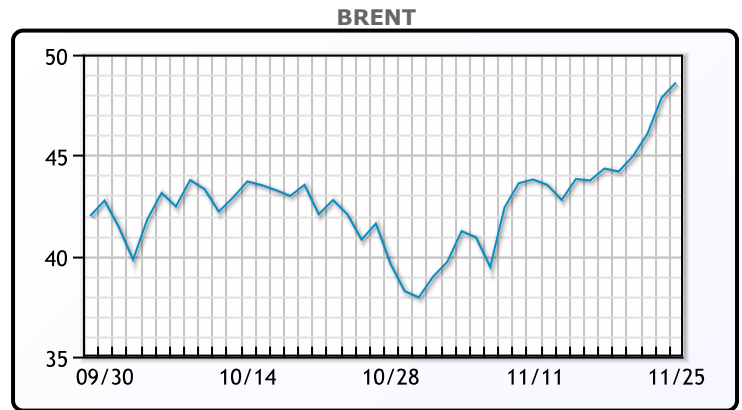
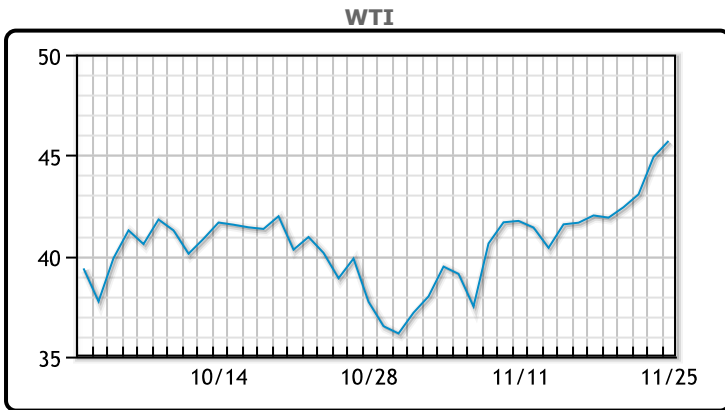
<https://www.pflpetroleum.com>
 1865 Veterans Park Dr. Suite 303
 Naples, Florida 34109
 Phone: 239-390-2885
 Fax: 239-949-0611
 Nov 25, 2020 4:33 PM

Major Energy Futures		
	Settle	Change
Brent	48.61	0.92
Gas Oil	389.25	18.5
Natural Gas	2.961	0.077
RBOB	128.75	5.42
ULSD	138.66	4.9
WTI	45.71	0.88

Market Commentary

Baker Hughes reported today that the number of oil rigs in the USA rose by 10 to make a total of 320 active rigs. Despite the increase the USA is still down 482 active rigs year over year. The EIA's estimate for oil production also rose again to 11.1 million barrels of oil per day. In Canada overall rig count rose by 1 to a total of 102 active rigs down 24 year over year. Oil prices ended higher today with many sources assuming that the main catalyst was the positive vaccine news despite the new round of lockdowns. WTI traded up .88 cents per barrel to settle at \$45.71. Brent traded up \$.92 cents to settle at \$48.61.

Crude & Product Markets

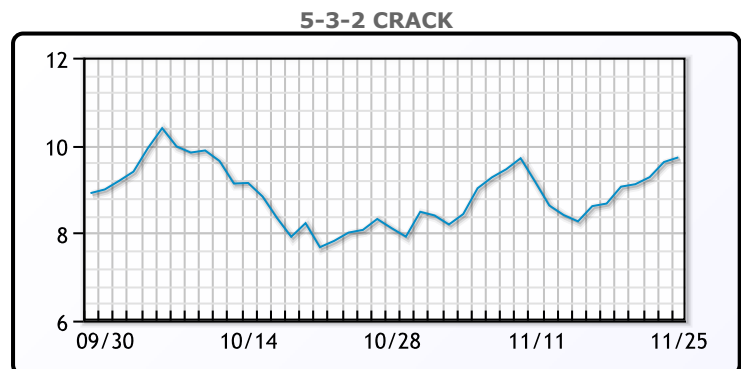
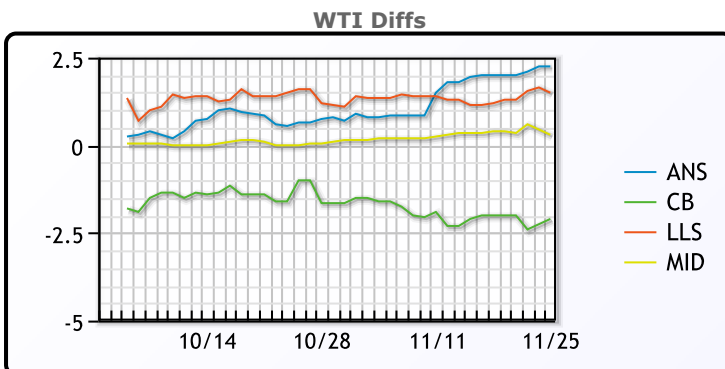


CRUDE

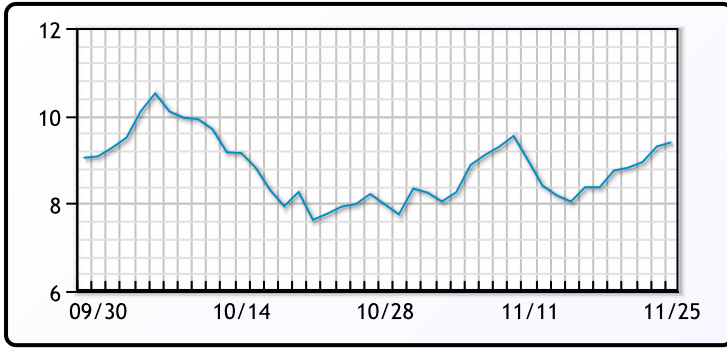
	Last	Week Ago	Month Ago
ANS	47.76	43.82	40.32
BLS	43.41	39.82	38.67
LLS	47.01	43.02	41.27
Mid	45.81	42.22	39.72
WTI	45.51	41.82	39.67

PRODUCTS

	Last	Week Ago	Month Ago
Gulf RBOB	122.22	112.54	108.93
Gulf ULSD	135.42	123.65	111.34
NYH RBOB	130.63	118.04	114.89
NYH ULSD	139.06	126.28	115.63
USGC 3%	44.38	40.13	38.88



3-2-1 Crack



Gulf 3-2-1 Crack



NGLs

MB

	Last	Week Ago	Month Ago
Butane	64.5	63	61.75
IsoButane	73.5	71	65.25
Natural Gasoline	96.5	87.13	84.75
Propane	55.5	52.875	54

CONWAY

	Last	Week Ago	Month Ago
Butane	72.75	70	64.75
IsoButane	81	76	72
Natural Gasoline	93.5	86.5	84
Propane	52.75	51.5	54

MB NON

	Last	Week Ago	Month Ago
Butane	84.5	75	64.75
IsoButane	73.5	71	65.25
Natural Gasoline	95.5	87.25	85
Propane	54.13	54.38	53.5

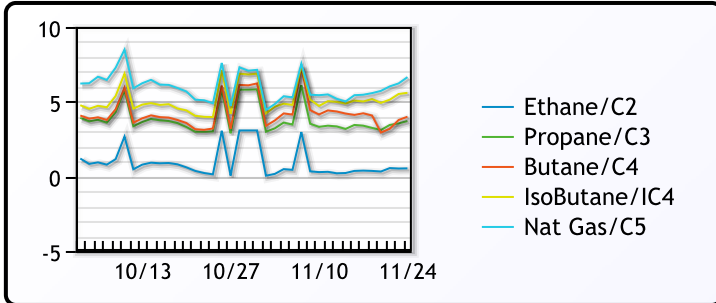
EDMONTON

	Last	Week Ago	Month Ago
Propane	27.13	28	31.25

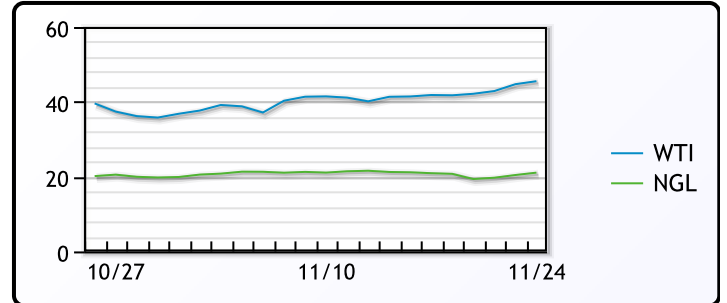
SARNIA

	Last	Week Ago	Month Ago
Propane	69.75	69.5	66.5

FRAC SPREAD



WTI vs NGL



FX

	Last	Change
CAD	1.3003	0.0005
DXY	91.992	-0.23401
Gold	1806.24	-1.35

RATES

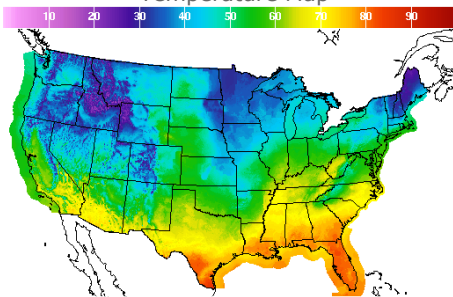
	Last	Change
US 2yr	0.1602	0
US 10yr	0.8799	0
CAN 10yr	0.712	-0.005

EQUITIES

	Last	Change
Nasdaq	12094.4	57.61
TSX	1034.6	1.287
S&P 500	3629.65	-5.76

Weather Data

Temperature Map



City	HIGH °F	LOW °F
Calgary	33	20
Conway	36	18
Cushing	54	39
Denver	48	32
Houston	73	67
Mont Belvieu	72	62
Sarnia	47	39
Williston	41	29

Precipitation Map

