



MARKET DAILY

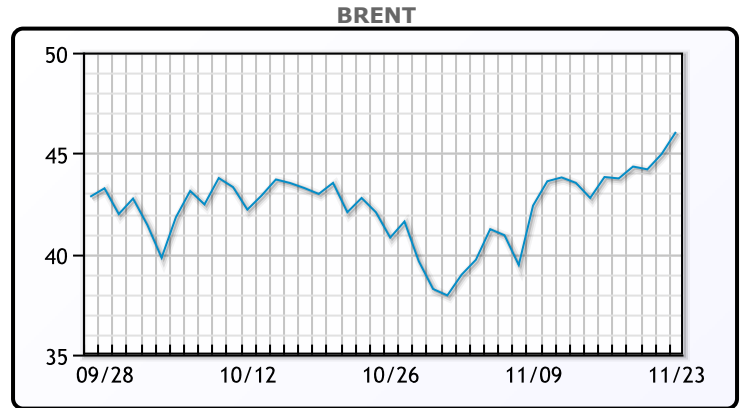
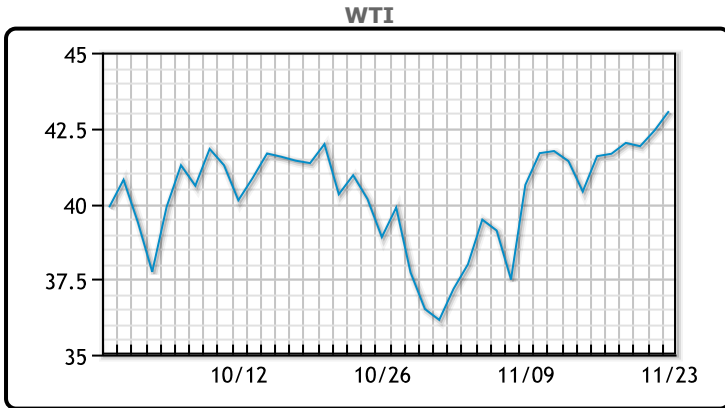
<https://www.pflpetroleum.com>
 1865 Veterans Park Dr. Suite 303
 Naples, Florida 34109
 Phone: 239-390-2885
 Fax: 239-949-0611
 Nov 23, 2020 6:26 PM

Major Energy Futures		
	Settle	Change
Brent	46.06	1.1
Gas Oil	370.25	1.75
Natural Gas	2.711	0.061
RBOB	120.4	2.88
ULSD	131.05	2.42
WTI	43.06	0.64

Market Commentary

Oil prices continued to rise in another strong session, extending last week's gains. "Another dose of favorable coronavirus vaccine news today has prompted a renewed upswing in the equities that has easily spilled into the oil space," said Jim Ritterbusch, president of Ritterbusch and Associates. All of the vaccine news as of late is dramatically improving sentiment (and short term specs) whereas the market is less concerned about negative short term fundamentals. Contango is also narrowing in another sign the market expects fundamentals to improve. The two near month Brent contracts even flipped into backwardation today for the first time since summer. This is in part reflective of the expectation that OPEC+ will continue its production cuts as well as strong demand for crude in Asia. WTI traded up \$.64 or 1.51% to close at \$43.06. Brent traded up \$1.10 or 2.45% to close at \$46.06.

Crude & Product Markets

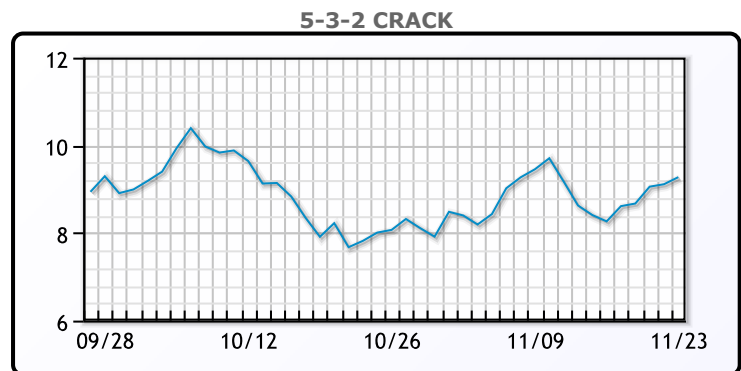
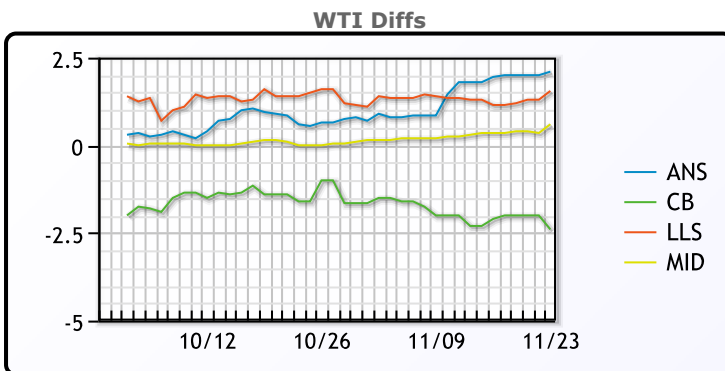


CRUDE

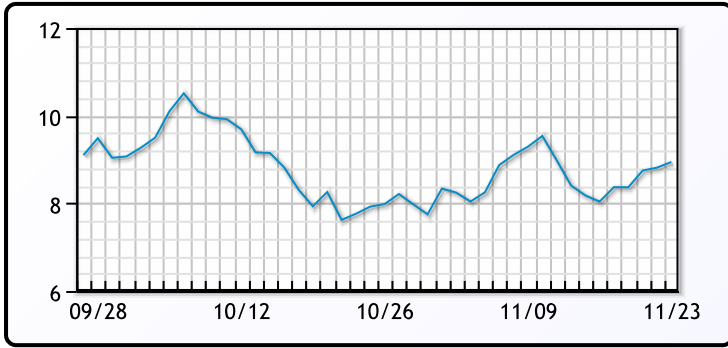
	Last	Week Ago	Month Ago
ANS	44.98	43.29	40.32
BLS	40.48	39.24	38.67
LLS	44.43	42.49	41.27
Mid	43.48	41.69	39.72
WTI	42.88	41.34	39.67

PRODUCTS

	Last	Week Ago	Month Ago
Gulf RBOB	115.96	110.31	108.93
Gulf ULSD	128.58	119.14	111.34
NYH RBOB	122.28	116.18	114.89
NYH ULSD	131.18	122.64	115.63
USGC 3%	42.13	40.13	38.88



3-2-1 Crack



Gulf 3-2-1 Crack



NGLs

MB

	Last	Week Ago	Month Ago
Butane	62	69.25	61.75
IsoButane	73	72	65.25
Natural Gasoline	89.25	85.5	89.75
Propane	52.625	55	54

CONWAY

	Last	Week Ago	Month Ago
Butane	71	72	64.75
IsoButane	79.5	75	72
Natural Gasoline	89	85.5	84
Propane	50.5	53.875	54

MB NON

	Last	Week Ago	Month Ago
Butane	80	76.25	64.75
IsoButane	73	72	65.25
Natural Gasoline	89.5	87.25	85
Propane	51.38	55	53.38

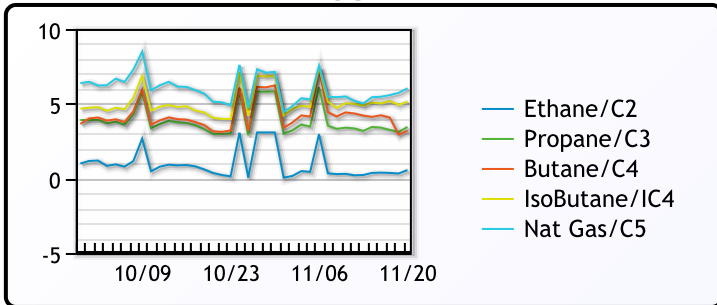
EDMONTON

	Last	Week Ago	Month Ago
Propane	24.5	30.5	31.13

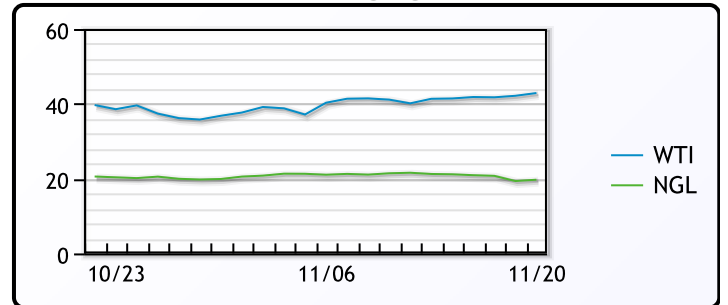
SARNIA

	Last	Week Ago	Month Ago
Propane	69.75	69.5	66.5

FRAC SPREAD



WTI vs NGL



FX

	Last	Change
CAD	1.3074	-0.0008
DXY	92.505	0.11299
Gold	1836.59	-1.27

RATES

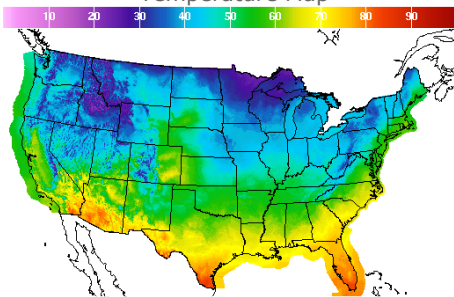
	Last	Change
US 2yr	0.1594	0.0021
US 10yr	0.8537	0.0294
CAN 10yr	0.691	0.038

EQUITIES

	Last	Change
Nasdaq	11880.63	25.66
TSX	1021.89	5.193
S&P 500	3577.59	20.05

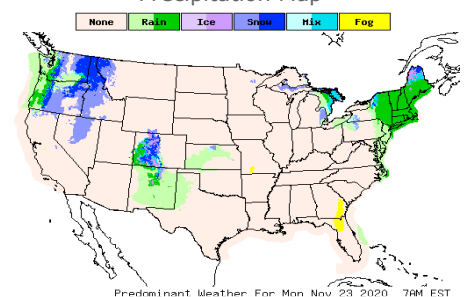
Weather Data

Temperature Map



City	HIGH °F	LOW °F
Calgary	30	19
Conway	26	13
Cushing	53	40
Denver	55	39
Houston	67	61
Mont Belvieu	66	60
Sarnia	41	32
Williston	37	27

Precipitation Map



This report has been prepared by PFL Petroleum Limited personnel for your information only and the views expressed are intended to provide market commentary and are not recommendations. This report is not an offer to sell or a solicitation of any offer to buy any security. The information contained herein has been compiled by PFL from sources believed to be reliable, but no representation or warranty, express or implied, is made by PFL Petroleum Limited, its affiliates or any other person as to its accuracy, completeness or correctness. Copyright 2017 PFL Petroleum Limited. All Rights Reserved