



MARKET DAILY

<https://www.pflpetroleum.com>
 1865 Veterans Park Dr. Suite 303
 Naples, Florida 34109
 Phone: 239-390-2885
 Fax: 239-949-0611
 Nov 2, 2020 6:41 PM

Major Energy Futures

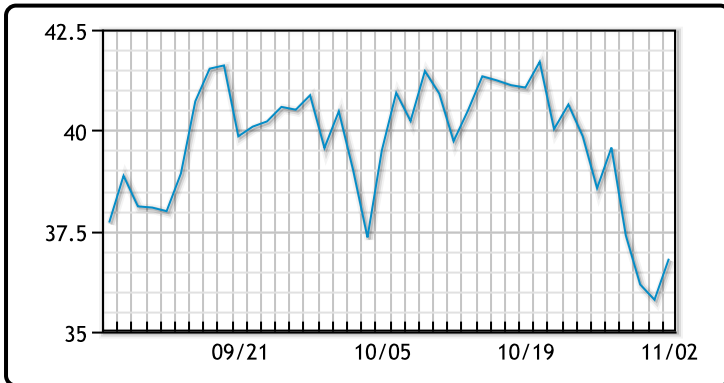
	Settle	Change
Brent	38.97	1.03
Gas Oil	307.25	1
Natural Gas	3.244	-0.11
RBOB	105.2	1.98
ULSD	111.23	2.64
WTI	36.81	1.02

Market Commentary

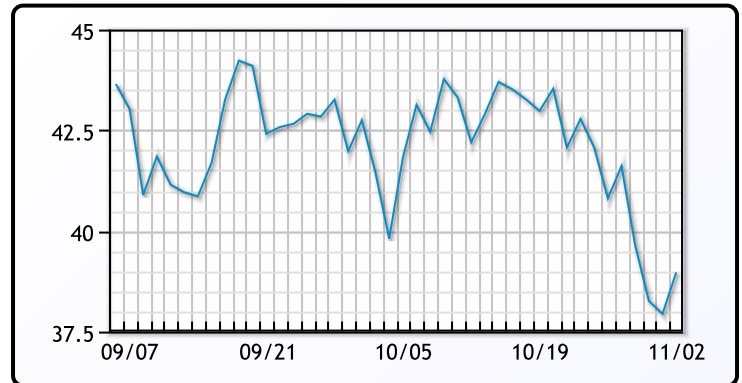
Oil prices steadied during today's session, buoyed by US equities, after trading lower in the overnight session as we head into US Election Day tomorrow. "The concerns over oil supply and demand fundamentals are going to play second fiddle to the U.S. presidential election and to how risk markets will react to the outcome," said BNP Paribas analyst Harry Tchilinguirian. Any post-election chaos will likely not bode well for oil prices, and we hope for a safe and honest election for all participants. The oil market has been under pressure in recent days, hit by concerns of weaker fuel demand as several European countries went into lockdown to curb the coronavirus. New infections spiked in the United States as well. Oil pared some losses after Japan's export orders grew for the first time in two years and China's factory activity rose to its highest in nearly a decade in October. WTI traded up \$1.02 or 2.85% to close at \$36.81. Brent traded up \$1.03 or 2.71% to close at \$38.97.

Crude & Product Markets

WTI



BRENT



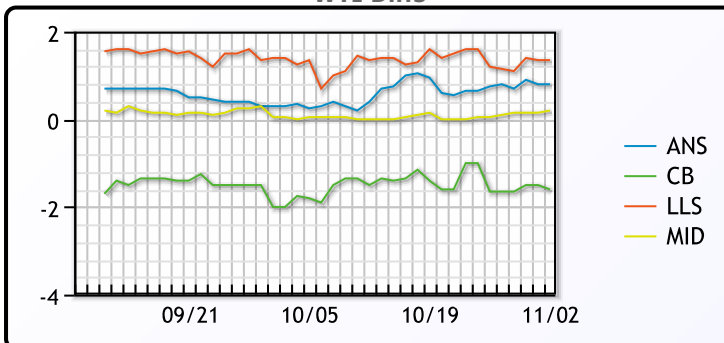
CRUDE

	Last	Week Ago	Month Ago
ANS	37.61	39.31	37.35
BLS	35.21	36.91	35.15
LLS	38.16	39.76	37.75
Mid	37.01	38.61	37.1
WTI	36.81	38.56	37.05

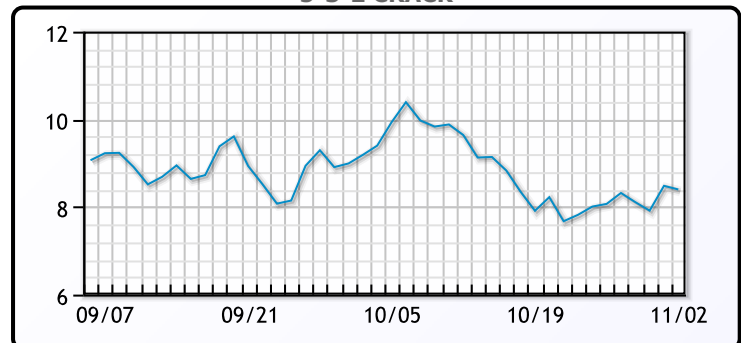
PRODUCTS

	Last	Week Ago	Month Ago
Gulf RBOB	100.07	105.32	110.22
Gulf ULSD	107.86	108.29	103.8
NYH RBOB	107.95	111.91	114.6
NYH ULSD	111.36	112.81	109
USGC 3%	35.88	37.63	33.88

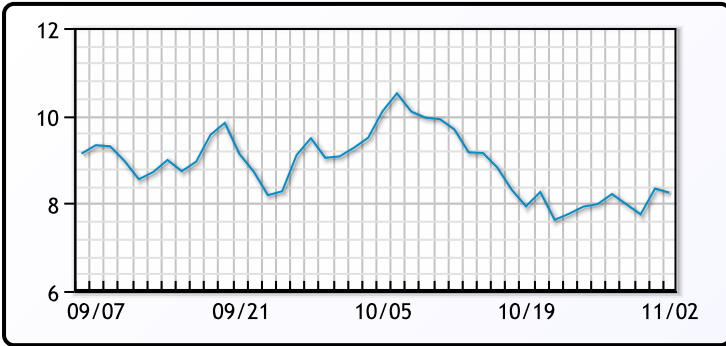
WTI Diffs



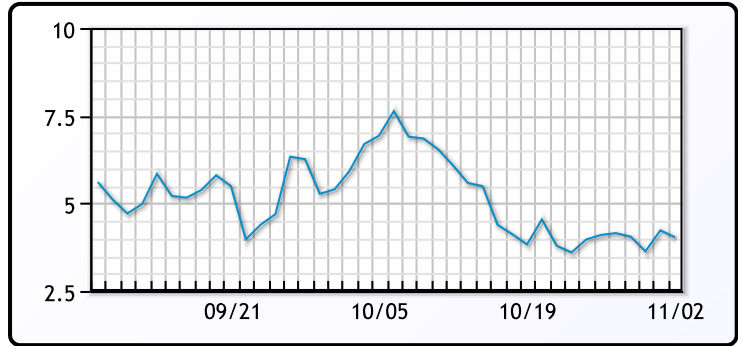
5-3-2 CRACK



3-2-1 Crack



Gulf 3-2-1 Crack



NGLs

MB

	Last	Week Ago	Month Ago
Butane	66	61.5	55
IsoButane	68.5	66	59.5
Natural Gasoline	77.5	84.75	87
Propane	54.75	53.375	48.625

MB NON

	Last	Week Ago	Month Ago
Butane	68.5	64.5	58
IsoButane	68.5	66	59.5
Natural Gasoline	81.25	83.5	82.5
Propane	52.88	53.5	50.75

CONWAY

	Last	Week Ago	Month Ago
Butane	66.25	63.75	56.25
IsoButane	75.5	70.5	62
Natural Gasoline	79.5	82	81
Propane	53.125	53.375	48.75

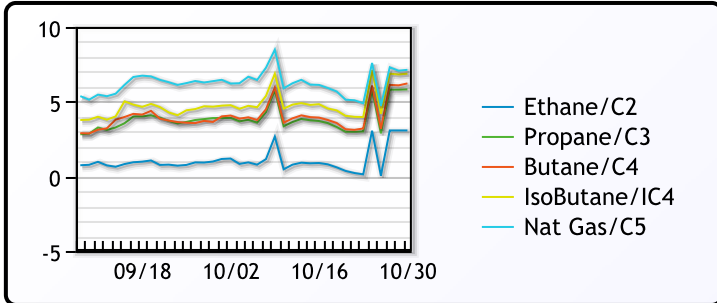
EDMONTON

	Last	Week Ago	Month Ago
Propane	26.75	31.25	22.5

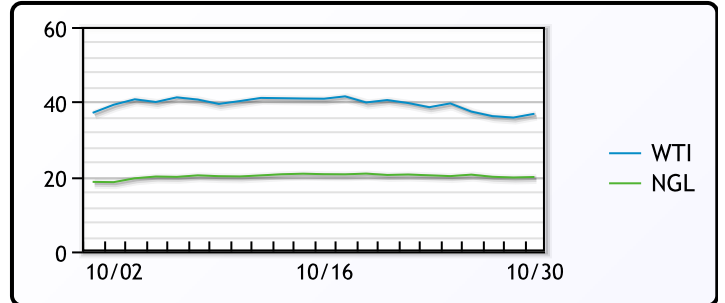
SARNIA

	Last	Week Ago	Month Ago
Propane	68	66.5	60

FRAC SPREAD



WTI vs NGL



FX

	Last	Change
CAD	1.3218	0.0001
DXY	94.12901	0.09101
Gold	1895.65	0.17

RATES

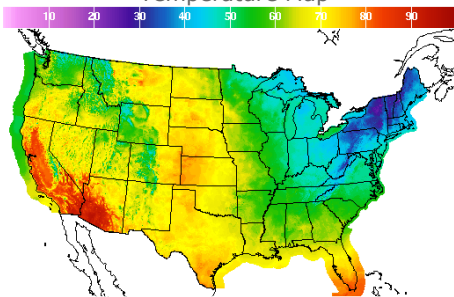
	Last	Change
US 2yr	0.1545	0.002
US 10yr	0.8434	-0.0303
CAN 10yr	0.636	-0.027

EQUITIES

	Last	Change
Nasdaq	10957.61	46.02
TSX	933.66	4.7644
S&P 500	3310.24	40.28

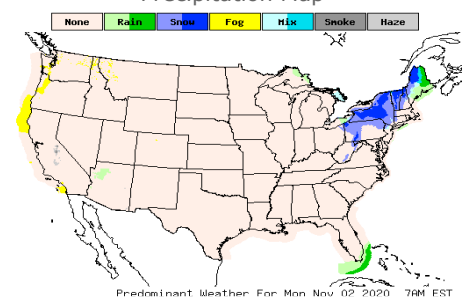
Weather Data

Temperature Map



City	HIGH °F	LOW °F
Calgary	65	41
Conway	55	37
Cushing	66	42
Denver	73	49
Houston	68	57
Mont Belvieu	65	51
Sarnia	44	29
Williston	61	41

Precipitation Map



This report has been prepared by PFL Petroleum Limited personnel for your information only and the views expressed are intended to provide market commentary and are not recommendations. This report is not an offer to sell or a solicitation of any offer to buy any security. The information contained herein has been compiled by PFL from sources believed to be reliable, but no representation or warranty, express or implied, is made by PFL Petroleum Limited, its affiliates or any other person as to its accuracy, completeness or correctness. Copyright 2017 PFL Petroleum Limited. All Rights Reserved