



MARKET DAILY

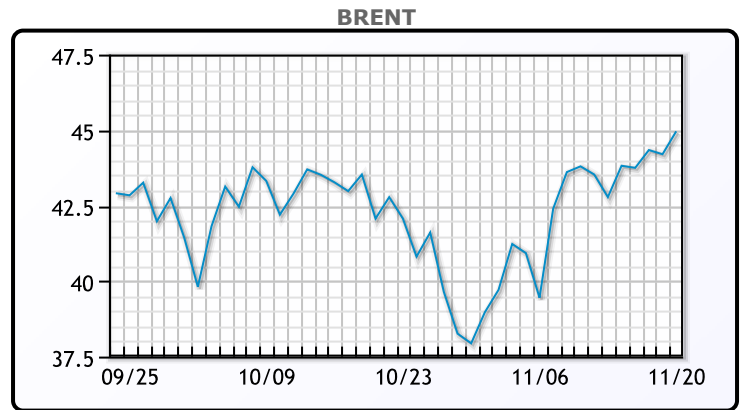
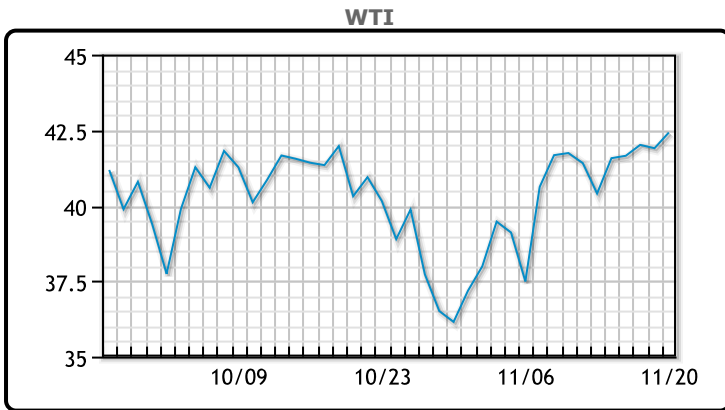
<https://www.pflpetroleum.com>
 1865 Veterans Park Dr. Suite 303
 Naples, Florida 34109
 Phone: 239-390-2885
 Fax: 239-949-0611
 Nov 20, 2020 6:21 PM

Major Energy Futures		
	Settle	Change
Brent	44.96	0.76
Gas Oil	359.5	-3
Natural Gas	2.65	-0.12
RBOB	117.52	-0.04
ULSD	128.63	0.67
WTI	42.42	0.52

Market Commentary

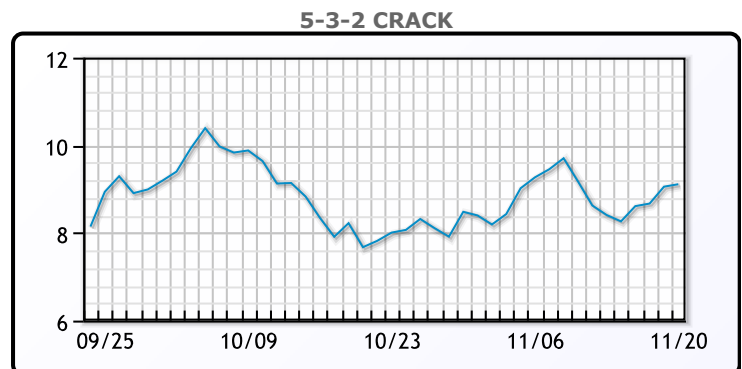
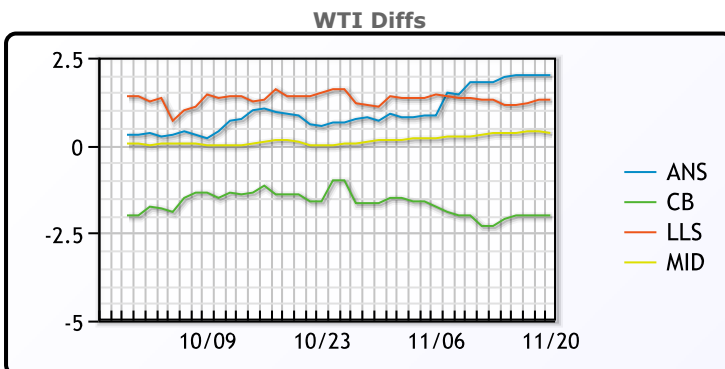
Oil prices were mostly flat today but still rose for the third week in a row. "Despite the fact that in reality it will take time for a global vaccine campaign to be implemented, time during which oil demand will suffer, positive news is breaking daily about the vaccine deliveries," said Bjornar Tonhaugen, Rystad Energy's head of oil markets. Storage facilities at Cushing, OK (the delivery point of the WTI contract) are beginning to fill up, with roughly 61.61 MM/bbls being stored at the hub. This is roughly 81% of the working capacity. Some analyst's forecast that a full rollover of the OPEC+ output cuts set to expire are already priced into Brent at \$44. The group should be watched closely as any production increases currently set to being in January would likely be a strong headwind for crude prices. WTI traded up \$.52 or 1.24% to close at \$42.42. Brent traded up \$.76 or 1.72% to close at \$44.96.

Crude & Product Markets



CRUDE			
	Last	Week Ago	Month Ago
ANS	44.15	41.93	42.06
BLS	40.15	37.83	39.86
LLS	43.45	41.43	42.86
Mid	42.5	40.48	41.46
WTI	42.15	40.13	41.46

PRODUCTS			
	Last	Week Ago	Month Ago
Gulf RBOB	112.9	108.04	112.17
Gulf ULSD	126.25	116.72	113.52
NYH RBOB	119.39	114.67	120.19
NYH ULSD	128.63	119.92	117.85
USGC 3%	40.88	39.38	39.88



3-2-1 Crack



Gulf 3-2-1 Crack



NGLs

MB

	Last	Week Ago	Month Ago
Butane	55.25	72.125	63
IsoButane	68.25	71.875	65.5
Natural Gasoline	88	87.25	89.25
Propane	51.375	55	53.625

CONWAY

	Last	Week Ago	Month Ago
Butane	67.75	71.38	64.5
IsoButane	76	75	69.25
Natural Gasoline	87.25	82.5	89.5
Propane	49.25	53.75	54.5

MB NON

	Last	Week Ago	Month Ago
Butane	75.25	76.125	65
IsoButane	68.25	71.875	65.5
Natural Gasoline	88	85.75	91
Propane	50.25	56.38	53.25

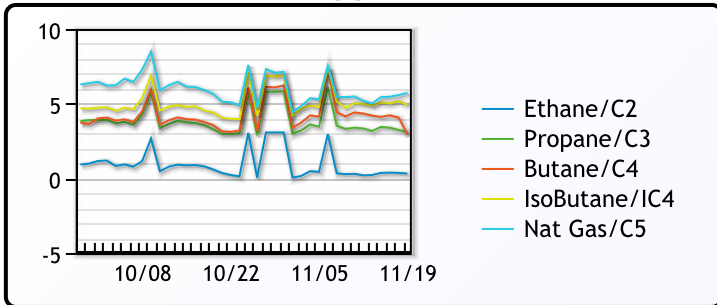
EDMONTON

	Last	Week Ago	Month Ago
Propane	23.5	32.5	31

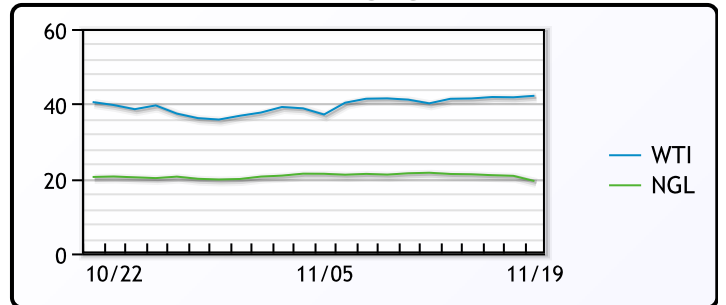
SARNIA

	Last	Week Ago	Month Ago
Propane	69.75	69.5	66.5

FRAC SPREAD



WTI vs NGL



FX

	Last	Change
CAD	1.3095	0.0022
DXY	92.39201	0.098
Gold	1870.99	4.45

RATES

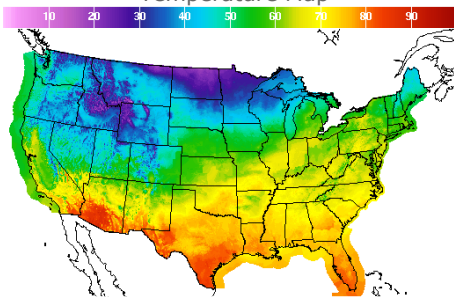
	Last	Change
US 2yr	0.1573	-0.0039
US 10yr	0.8243	-0.005
CAN 10yr	0.653	-0.021

EQUITIES

	Last	Change
Nasdaq	11854.97	-49.74
TSX	1016.7	6.091
S&P 500	3557.54	-24.33

Weather Data

Temperature Map



City	HIGH °F	LOW °F
Calgary	31	12
Conway	25	17
Cushing	71	60
Denver	50	41
Houston	77	67
Mont Belvieu	75	64
Sarnia	60	49
Williston	26	17

Precipitation Map

