



MARKET DAILY

<https://www.pflpetroleum.com>
 1865 Veterans Park Dr. Suite 303
 Naples, Florida 34109
 Phone: 239-390-2885
 Fax: 239-949-0611
 Nov 17, 2020 6:44 PM

Major Energy Futures

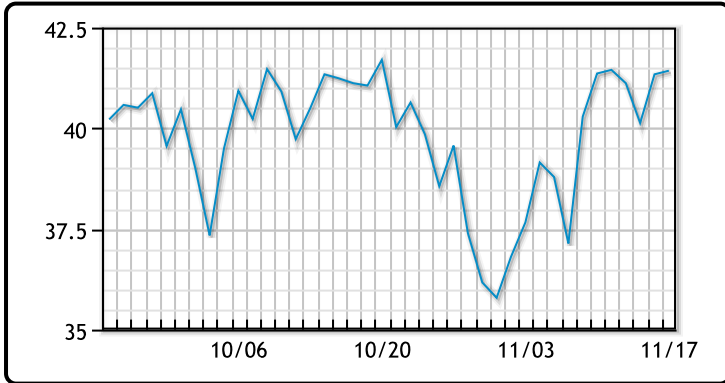
	Settle	Change
Brent	43.75	-0.07
Gas Oil	350.25	8
Natural Gas	2.692	-0.005
RBOB	115.32	0.64
ULSD	123.91	1.02
WTI	41.43	0.09

Market Commentary

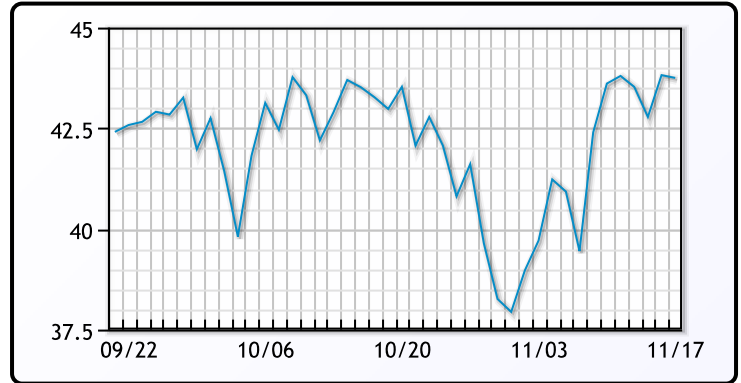
Oil prices were mostly flat today after yesterday's strong session as increased measures to control the spread of the virus are putting a damper on implied demand. "Concerns of more lockdowns are hurting near-term demand expectations," said Phil Flynn, senior analyst at Price Futures Group in Chicago, noting the market was balancing those concerns against prospects that a vaccine will allow oil demand to return to normal. Bloomberg is reporting a very different supply picture in Asia where demand has largely recovered from the impact of COVID. Asian countries are snapping up barrels from all over the globe where in the US and Europe restrictions are limiting movement and consumption. They added "The structure of Oman futures on the Dubai Mercantile Exchange has surged into a bullish backwardation -- indicating tight supplies -- in recent days." WTI traded up \$.09 or .22% to close at \$41.43. Brent traded down \$.07 or -.16% to close at \$43.75.

Crude & Product Markets

WTI



BRENT



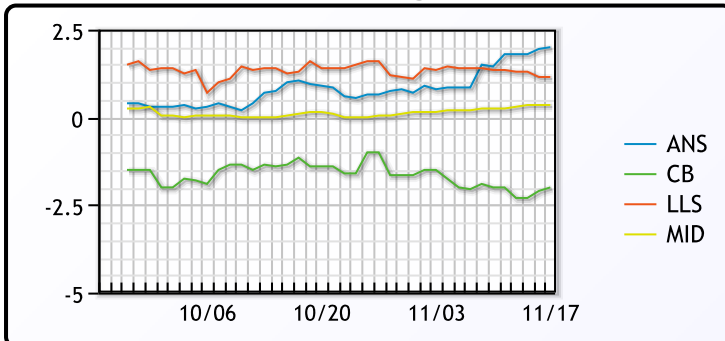
CRUDE

	Last	Week Ago	Month Ago
ANS	43.43	42.81	41.78
BLS	39.43	39.36	39.48
LLS	42.58	42.71	42.28
Mid	41.78	41.61	41.03
WTI	41.43	41.36	40.88

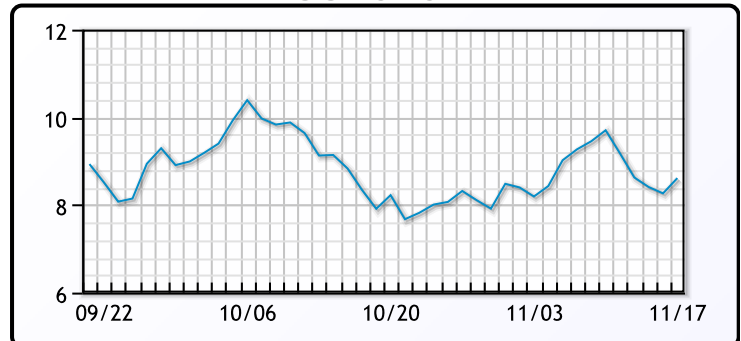
PRODUCTS

	Last	Week Ago	Month Ago
Gulf RBOB	111.72	114.76	112
Gulf ULSD	120.41	122.4	113.76
NYH RBOB	116.57	122.54	118.25
NYH ULSD	123.66	125	118.66
USGC 3%	39.88	39.88	39.63

WTI Diffs



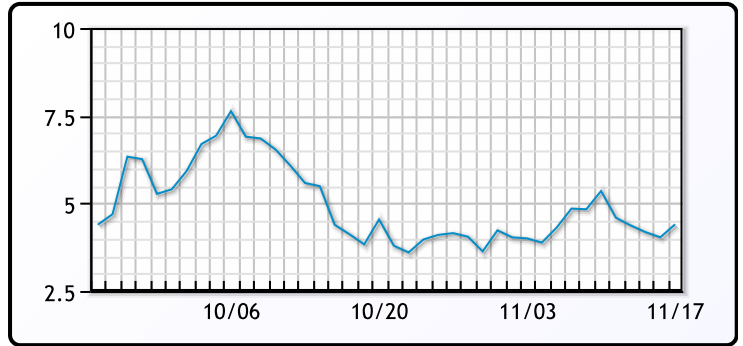
5-3-2 CRACK



3-2-1 Crack



Gulf 3-2-1 Crack



NGLs

MB

	Last	Week Ago	Month Ago
Butane	69.25	71.25	62.5
IsoButane	72	70.25	64.875
Natural Gasoline	87.5	87.38	90
Propane	54.125	55	53.25

CONWAY

	Last	Week Ago	Month Ago
Butane	71.25	70.5	64.25
IsoButane	75.75	76.5	68.75
Natural Gasoline	86	85	88.5
Propane	53	54	53.875

MB NON

	Last	Week Ago	Month Ago
Butane	76.25	75.75	64.5
IsoButane	72	70.25	64.875
Natural Gasoline	86.75	88.5	90.75
Propane	55.38	55.88	53.25

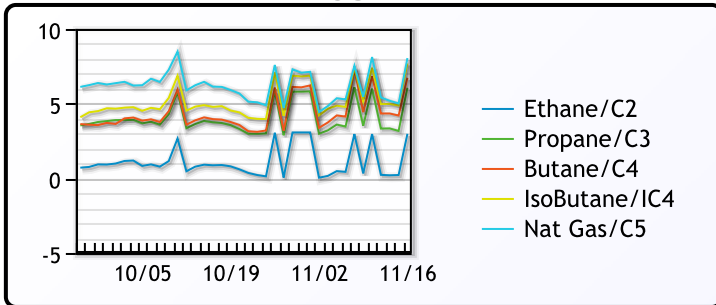
EDMONTON

	Last	Week Ago	Month Ago
Propane	25	28.25	31

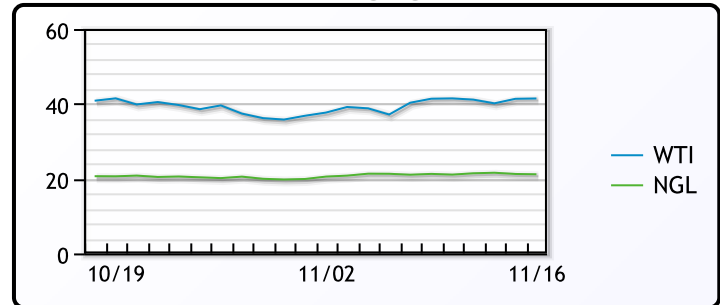
SARNIA

	Last	Week Ago	Month Ago
Propane	69.5	70	66.5

FRAC SPREAD



WTI vs NGL



FX

	Last	Change
CAD	1.3105	0
DXY	92.41601	-0.226
Gold	1881.64	1.26

RATES

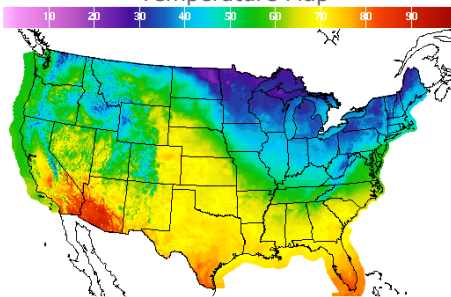
	Last	Change
US 2yr	0.1692	-0.0079
US 10yr	0.857	-0.0491
CAN 10yr	0.688	-0.049

EQUITIES

	Last	Change
Nasdaq	11899.34	-24.79
TSX	1012.28	4.419
S&P 500	3609.53	-17.38

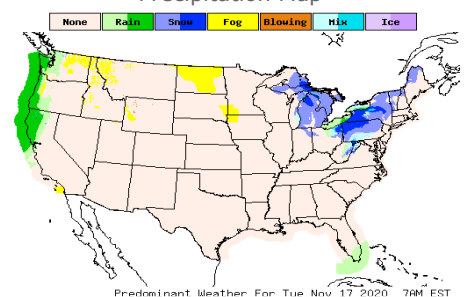
Weather Data

Temperature Map



City	HIGH °F	LOW °F
Calgary	40	25
Conway	27	19
Cushing	64	47
Denver	69	45
Houston	69	56
Mont Belvieu	66	49
Sarnia	34	30
Williston	43	23

Precipitation Map



This report has been prepared by PFL Petroleum Limited personnel for your information only and the views expressed are intended to provide market commentary and are not recommendations. This report is not an offer to sell or a solicitation of any offer to buy any security. The information contained herein has been compiled by PFL from sources believed to be reliable, but no representation or warranty, express or implied, is made by PFL Petroleum Limited, its affiliates or any other person as to its accuracy, completeness or correctness. Copyright 2017 PFL Petroleum Limited. All Rights Reserved