



MARKET DAILY

<https://www.pflpetroleum.com>
 1865 Veterans Park Dr. Suite 303
 Naples, Florida 34109
 Phone: 239-390-2885
 Fax: 239-949-0611
 Nov 16, 2020 6:18 PM

Major Energy Futures

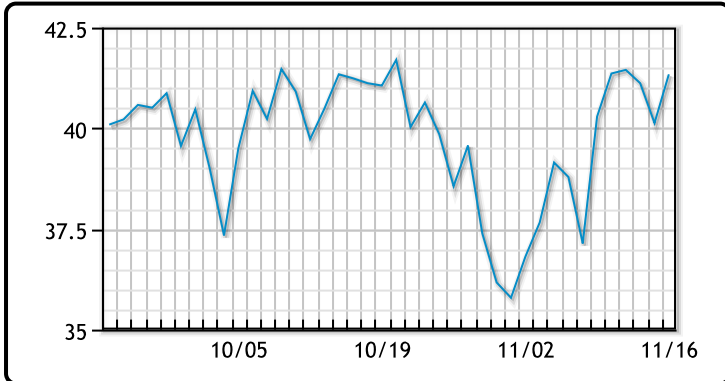
	Settle	Change
Brent	43.82	1.04
Gas Oil	352.75	-10.5
Natural Gas	2.697	-0.298
RBOB	114.68	2.14
ULSD	122.89	2.47
WTI	41.34	1.21

Market Commentary

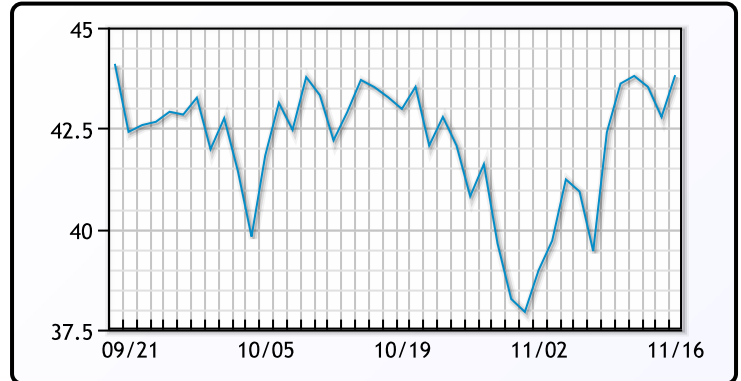
Oil prices rallied today on the back of additional bullish vaccine news out of Biotech Company Moderna. Moderna announced that preliminary phase 3 clinical trials of its vaccine showed that it was 94% effective amongst 30,000 patients. "Vaccine euphoria has already been priced in heavily since last week, but a second remedy to COVID-19 shows that a large-scale vaccination program, with sufficient amounts for the global population, is somewhat closer now," said Rystad Energy analyst Louise Dickson. Prices were also buoyed by data showing a rebound in China and Japan, with figures showing that Chinese refineries processed record daily levels of crude in October. All eyes are now on OPEC+ as the group is set to meet at the end of this month. WTI traded up \$1.21 or 3.02% to close at \$41.34. Brent traded up \$1.04 or 2.43% to close at \$43.83.

Crude & Product Markets

WTI



BRENT



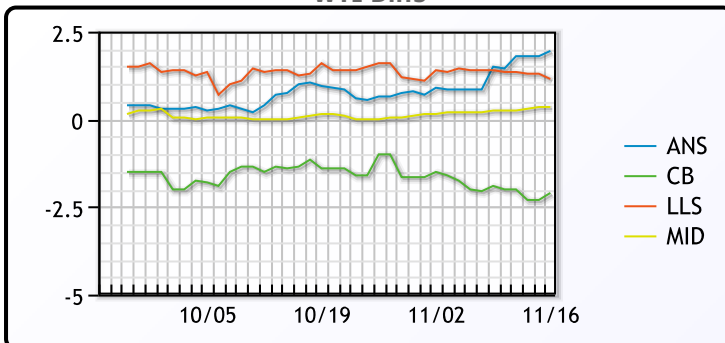
CRUDE

	Last	Week Ago	Month Ago
ANS	43.29	41.79	41.78
BLS	39.24	38.39	39.48
LLS	42.49	41.69	42.28
Mid	41.69	40.54	41.03
WTI	41.34	40.29	40.88

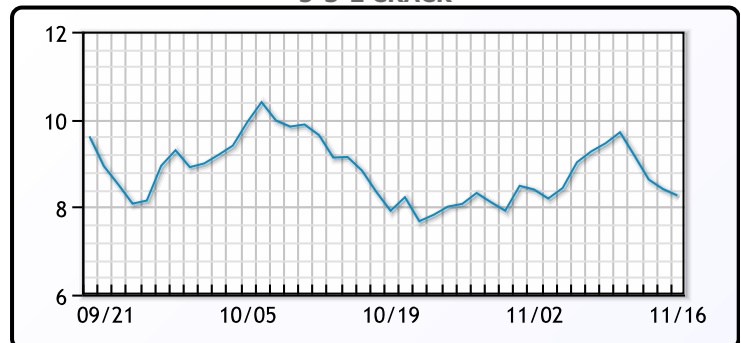
PRODUCTS

	Last	Week Ago	Month Ago
Gulf RBOB	110.31	111.32	112
Gulf ULSD	119.14	118.82	113.76
NYH RBOB	116.18	119.69	118.25
NYH ULSD	122.64	121.42	118.66
USGC 3%	40.13	38.88	39.63

WTI Diffs



5-3-2 CRACK



3-2-1 Crack



Gulf 3-2-1 Crack



NGLs

MB

	Last	Week Ago	Month Ago
Butane	69.25	74	62.5
IsoButane	72	73	64.875
Natural Gasoline	85.5	82	90.75
Propane	55	55.875	53.25

CONWAY

	Last	Week Ago	Month Ago
Butane	72	72	64.25
IsoButane	75	78	68.75
Natural Gasoline	85.5	84	88.5
Propane	53.875	55	53.875

MB NON

	Last	Week Ago	Month Ago
Butane	76.25	78	64.5
IsoButane	72	73	64.875
Natural Gasoline	87.25	87.75	90.75
Propane	55	55.75	52.25

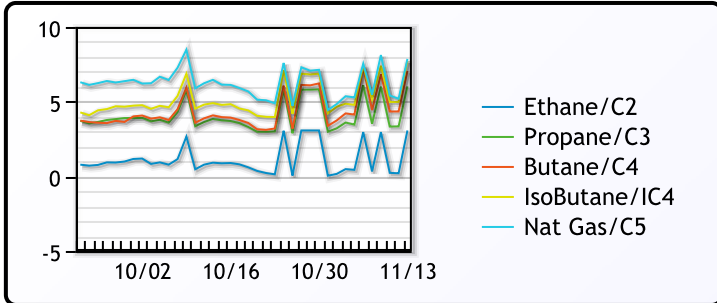
EDMONTON

	Last	Week Ago	Month Ago
Propane	30.5	29.75	27.75

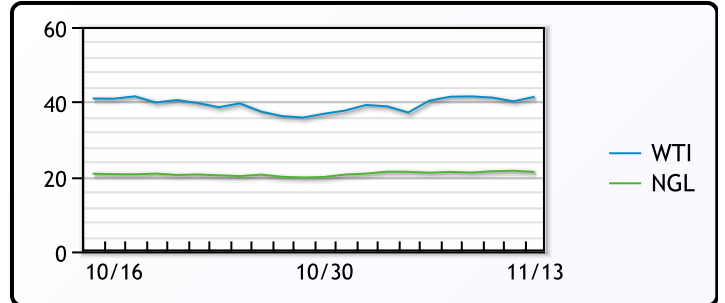
SARNIA

	Last	Week Ago	Month Ago
Propane	69.5	70	62

FRAC SPREAD



WTI vs NGL



FX

	Last	Change
CAD	1.3074	0
DXY	92.64201	-0.11299
Gold	1888.18	-0.77

RATES

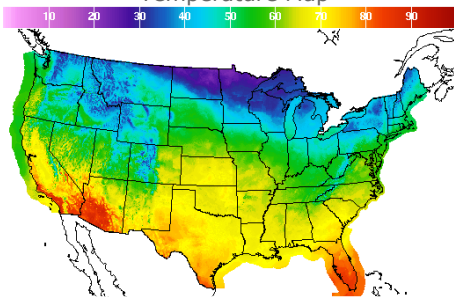
	Last	Change
US 2yr	0.1771	-0.0019
US 10yr	0.9061	0.0098
CAN 10yr	0.737	0.009

EQUITIES

	Last	Change
Nasdaq	11924.13	94.84
TSX	1007.86	13.0399
S&P 500	3626.91	41.76

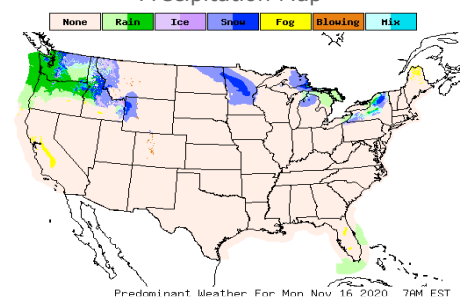
Weather Data

Temperature Map



City	HIGH °F	LOW °F
Calgary	36	22
Conway	22	18
Cushing	68	44
Denver	64	41
Houston	68	57
Mont Belvieu	67	50
Sarnia	39	34
Williston	33	21

Precipitation Map



This report has been prepared by PFL Petroleum Limited personnel for your information only and the views expressed are intended to provide market commentary and are not recommendations. This report is not an offer to sell or a solicitation of any offer to buy any security. The information contained herein has been compiled by PFL from sources believed to be reliable, but no representation or warranty, express or implied, is made by PFL Petroleum Limited, its affiliates or any other person as to its accuracy, completeness or correctness. Copyright 2017 PFL Petroleum Limited. All Rights Reserved