



# MARKET DAILY

<https://www.pflpetroleum.com>  
 1865 Veterans Park Dr. Suite 303  
 Naples, Florida 34109  
 Phone: 239-390-2885  
 Fax: 239-949-0611  
 Nov 13, 2020 6:52 PM

## Major Energy Futures

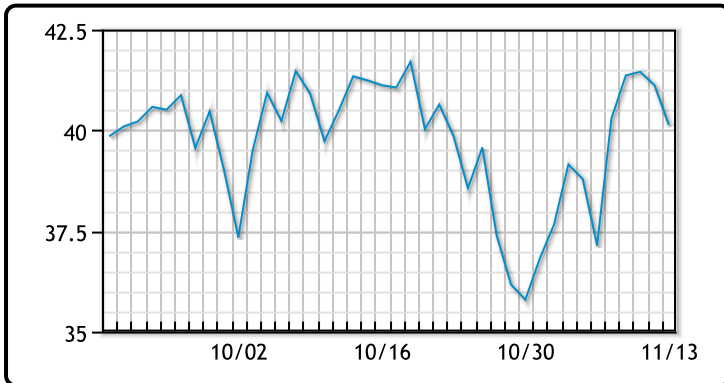
	Settle	Change
Brent	42.78	-0.75
Gas Oil	344.75	-5.75
Natural Gas	2.995	-0.055
RBOB	112.54	-1.88
ULSD	120.42	-1.25
WTI	40.13	-0.99

## Market Commentary

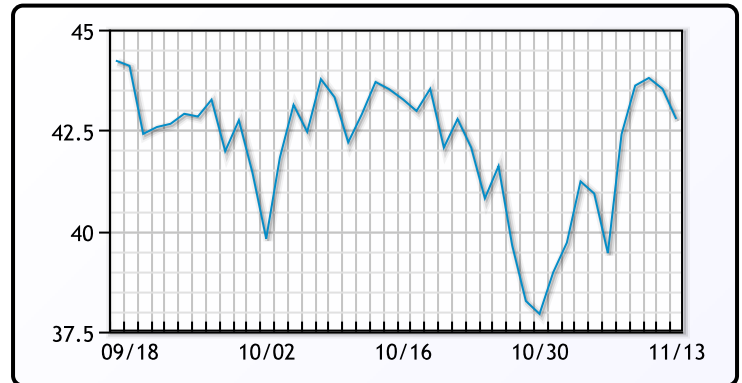
Oil prices fell today pressured by rising COVID cases and further lockdown restrictions. Production in Libya is also swelling, reaching as much as 1.125 MM/bpd. "It's no surprise that the market is trimming the price gains today as realities for crude supply and demand are grim, while daily new COVID-19 cases in the U.S. are setting new records for the third-straight day," Bjornar Tonhaugen, head of oil markets at Rystad, said. "Our crude and liquids balances suggest oil prices need to go lower before they go higher. OPEC is zeroing in on the cuts expected to expire in the New Year as the market is expecting they will delay some or all of the expirations on these cuts. The group has already reduced its estimate for how much crude they will need to supply next year. WTI traded down \$.99 or -2.41% to close at \$40.13. Brent traded down \$.27 or -.62% to close at \$42.78

## Crude & Product Markets

WTI



BRENT



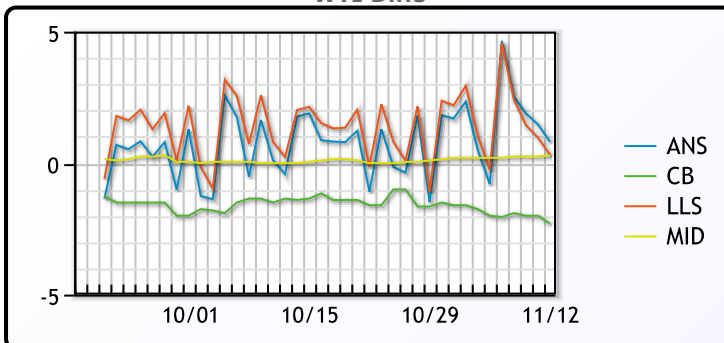
CRUDE

	Last	Week Ago	Month Ago
ANS	41.93	37.99	41.2
BLS	38.82	36.79	38.03
LLS	41.43	38.54	41.45
Mid	41.42	38.99	39.43
WTI	41.12	38.79	39.43

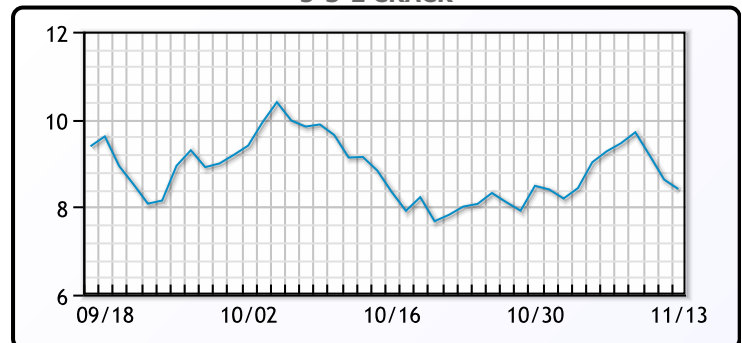
PRODUCTS

	Last	Week Ago	Month Ago
Gulf RBOB	111.21	107.09	114.07
Gulf ULSD	116.72	113.01	112.75
NYH RBOB	117.83	115.71	120.07
NYH ULSD	119.92	114.26	117.78
USGC 3%	39.38	36.38	38.38

WTI Diffs



5-3-2 CRACK



**3-2-1 Crack**



**Gulf 3-2-1 Crack**



**NGLs**

**MB**

	Last	Week Ago	Month Ago
Butane	72.125	74.75	62
IsoButane	71.875	72.25	65.25
Natural Gasoline	87.25	86.5	89.5
Propane	55	56	52.5

**CONWAY**

	Last	Week Ago	Month Ago
Butane	71.38	69.5	64.25
IsoButane	75	77	68.5
Natural Gasoline	82.5	78	89.5
Propane	53.75	53.75	53.5

**MB NON**

	Last	Week Ago	Month Ago
Butane	76.125	77.25	64.5
IsoButane	71.875	72.25	65.25
Natural Gasoline	85.75	82	90.75
Propane	56.38	56	51.75

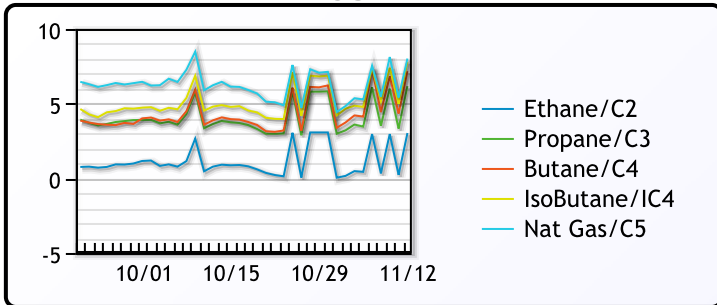
**EDMONTON**

	Last	Week Ago	Month Ago
Propane	32.5	29.75	26.75

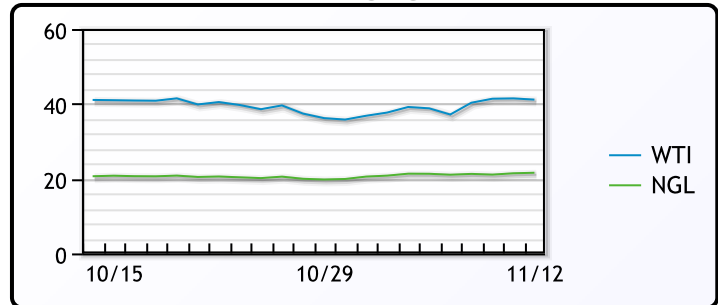
**SARNIA**

	Last	Week Ago	Month Ago
Propane	69.5	70	61

**FRAC SPREAD**



**WTI vs NGL**



**FX**

	Last	Change
CAD	1.3137	-0.0004
DXY	92.755	-0.20801
Gold	1889.2	12.37

**RATES**

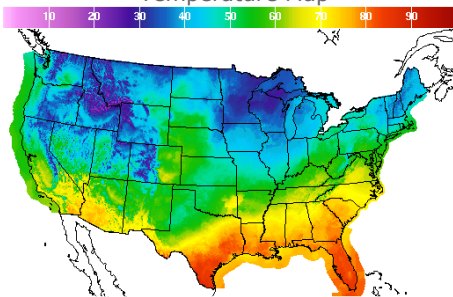
	Last	Change
US 2yr	0.179	0.0022
US 10yr	0.8963	0.0148
CAN 10yr	0.728	0.008

**EQUITIES**

	Last	Change
Nasdaq	11829.29	119.7
TSX	994.82	4.2952
S&P 500	3585.15	48.14

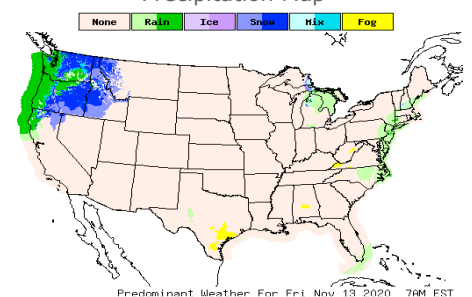
**Weather Data**

**Temperature Map**



City	HIGH °F	LOW °F
Calgary	31	18
Conway	32	12
Cushing	53	35
Denver	56	34
Houston	78	70
Mont Belvieu	77	64
Sarnia	44	35
Williston	32	17

**Precipitation Map**



This report has been prepared by PFL Petroleum Limited personnel for your information only and the views expressed are intended to provide market commentary and are not recommendations. This report is not an offer to sell or a solicitation of any offer to buy any security. The information contained herein has been compiled by PFL from sources believed to be reliable, but no representation or warranty, express or implied, is made by PFL Petroleum Limited, its affiliates or any other person as to its accuracy, completeness or correctness. Copyright 2017 PFL Petroleum Limited. All Rights Reserved