



MARKET DAILY

<https://www.pflpetroleum.com>
 1865 Veterans Park Dr. Suite 303
 Naples, Florida 34109
 Phone: 239-390-2885
 Fax: 239-949-0611
 Nov 11, 2020 7:00 PM

Major Energy Futures

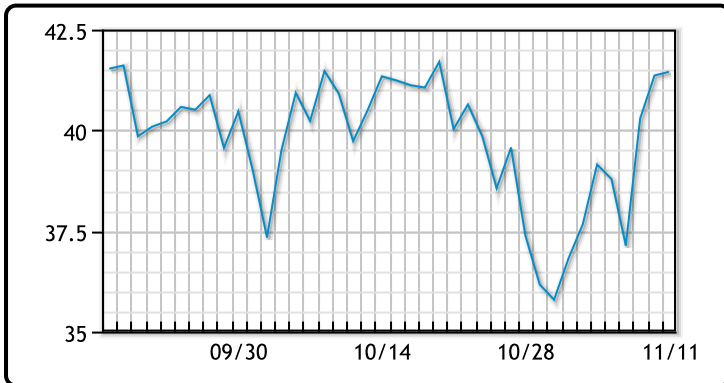
	Settle	Change
Brent	43.8	0.19
Gas Oil	358.5	7.25
Natural Gas	3.031	0.082
RBOB	117.59	-1.82
ULSD	124.58	-0.67
WTI	41.45	0.09

Market Commentary

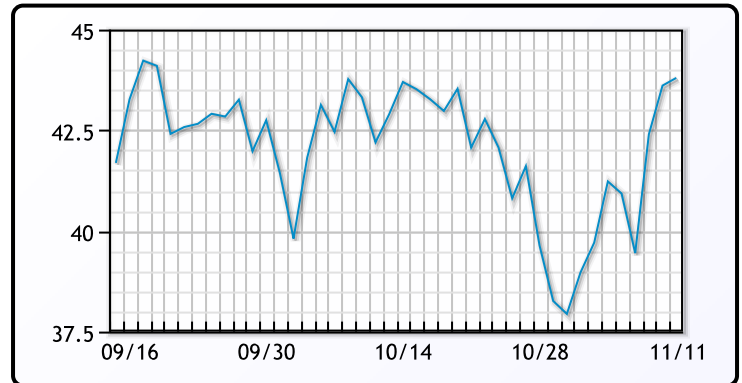
Crude prices continued to rise today as vaccine hopes continued to be supportive of prices and preliminary polling showed a drop in crude inventories. Official EIA data on stockpiles will be delayed until tomorrow due to Veterans Day. While vaccine news is nevertheless extremely bullish for crude prices and the transportation complex at large, the distribution challenges we face mean it will likely not affect fundamentals for at least the next six months. We have also had a large string of US refinery closures that will also affect demand. At the same time, we are also dealing with rising COVID cases and a new political administration more willing to consider lockdowns. "The record number of cases is enough to snap everyone back to reality," said Bob Yawger, director of energy futures at Mizuho in New York. WTI traded up \$.09 or .22% to close at \$41.45. Brent traded up \$.19 or .44% to close at \$43.80.

Crude & Product Markets

WTI



BRENT



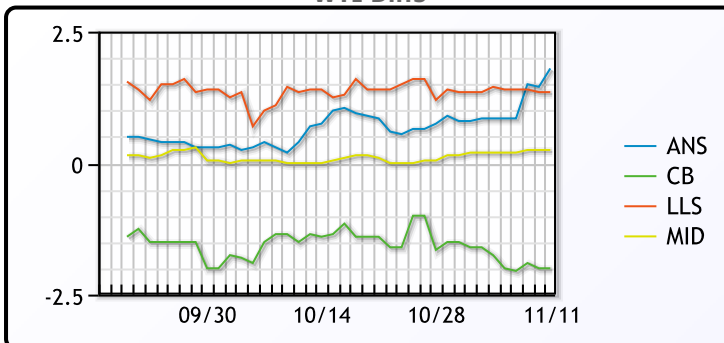
CRUDE

	Last	Week Ago	Month Ago
ANS	43.25	40	41.3
BLS	39.45	37.4	39.25
LLS	42.8	40.6	42
Mid	41.7	39.35	40.6
WTI	41.45	39.15	40.6

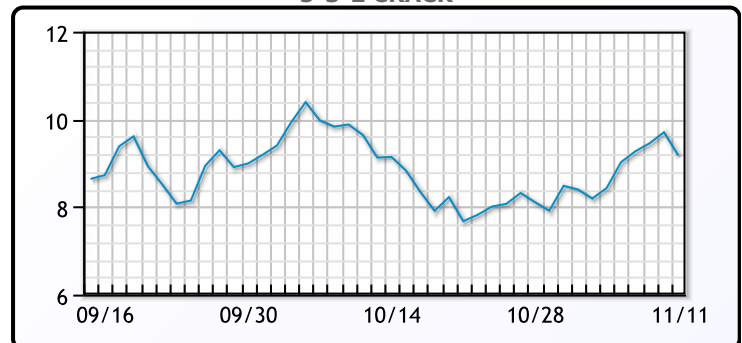
PRODUCTS

	Last	Week Ago	Month Ago
Gulf RBOB	112.59	106.31	117.82
Gulf ULSD	121.33	115.48	115.71
NYH RBOB	119.71	114.01	123.07
NYH ULSD	124.08	117.48	119.71
USGC 3%	40.13	37.63	38.38

WTI Diffs



5-3-2 CRACK



3-2-1 Crack



Gulf 3-2-1 Crack



NGLs

MB

	Last	Week Ago	Month Ago
Butane	71.25	69	61
IsoButane	71.75	70.5	65
Natural Gasoline	88.25	83.5	92.25
Propane	55.625	56.375	52.375

CONWAY

	Last	Week Ago	Month Ago
Butane	70.5	69	63.5
IsoButane	76	79	69
Natural Gasoline	85	82	90
Propane	54.25	54.25	53.625

MB NON

	Last	Week Ago	Month Ago
Butane	75.25	71.5	64
IsoButane	71.75	70.5	65
Natural Gasoline	88.25	86.75	93
Propane	54.88	55.25	52.38

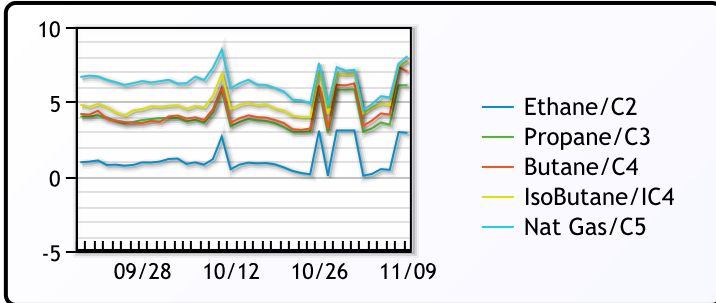
EDMONTON

	Last	Week Ago	Month Ago
Propane	27.75	28.5	28

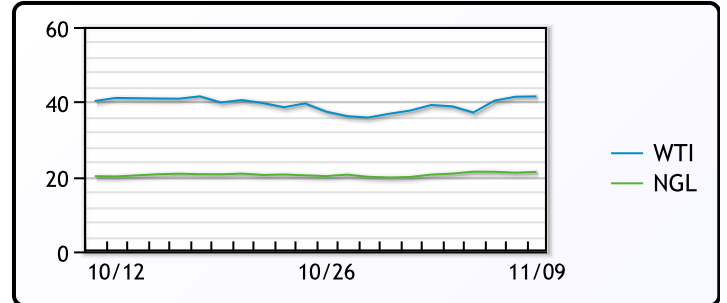
SARNIA

	Last	Week Ago	Month Ago
Propane	70	70	61

FRAC SPREAD



WTI vs NGL



FX

	Last	Change
CAD	1.3059	-0.0004
DXY	93.04301	0.294
Gold	1865.42	-0.31

RATES

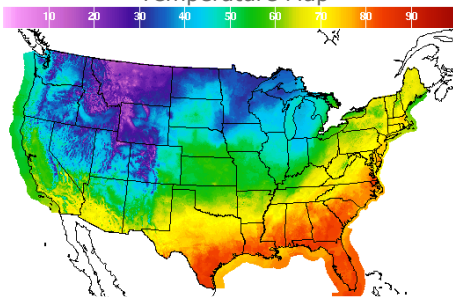
	Last	Change
US 2yr	0.1807	0
US 10yr	0.9753	0.0158
CAN 10yr	0.776	0

EQUITIES

	Last	Change
Nasdaq	11786.43	232.57
TSX	1003.13	9.8668
S&P 500	3572.66	27.13

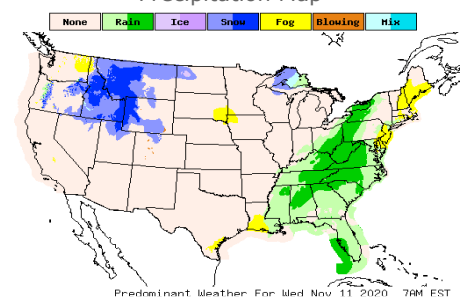
Weather Data

Temperature Map



City	HIGH °F	LOW °F
Calgary	19	11
Conway	30	19
Cushing	59	38
Denver	43	33
Houston	77	69
Mont Belvieu	79	66
Sarnia	64	41
Williston	29	15

Precipitation Map



This report has been prepared by PFL Petroleum Limited personnel for your information only and the views expressed are intended to provide market commentary and are not recommendations. This report is not an offer to sell or a solicitation of any offer to buy any security. The information contained herein has been compiled by PFL from sources believed to be reliable, but no representation or warranty, express or implied, is made by PFL Petroleum Limited, its affiliates or any other person as to its accuracy, completeness or correctness. Copyright 2017 PFL Petroleum Limited. All Rights Reserved