



MARKET DAILY

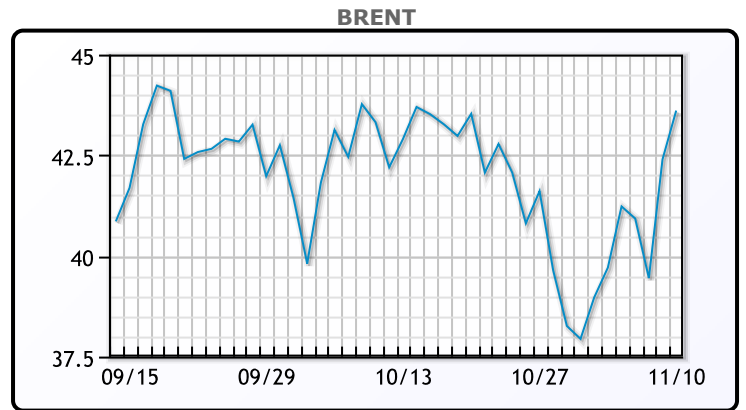
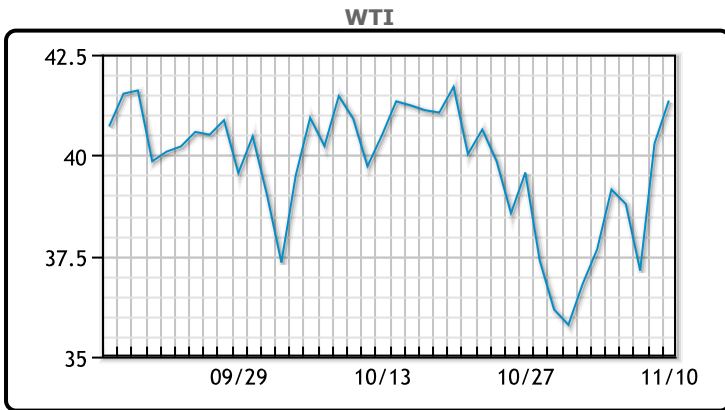
<https://www.pflpetroleum.com>
 1865 Veterans Park Dr. Suite 303
 Naples, Florida 34109
 Phone: 239-390-2885
 Fax: 239-949-0611
 Nov 10, 2020 6:11 PM

Major Energy Futures		
	Settle	Change
Brent	43.61	1.21
Gas Oil	351	21
Natural Gas	2.949	-0.029
RBOB	119.41	7.63
ULSD	125.25	7.41
WTI	41.36	1.07

Market Commentary

Oil prices continued to rise today as vaccine hopes outweighed the impact of lockdowns. However, there are a lot of new COVID restrictions being brought back on in the US in NE, IL, NY, OR, MN, UT and others. As there are now roughly 59,000 active COVID patients in US hospitals, the market is fearful this new wave will lead to more business lockdowns and ultimately more demand destruction. "When the European lockdowns were announced, I never saw sentiment in oil turn so negative so quickly," said John Kilduff, partner at Again Capital LLC in New York. Global oil demand is likely to be around 96 million bpd in the winter months before rising to 101MM/bpd in the fourth quarter of 2021, bringing it close to levels at the end of 2019, Vitol CEO Russel Hardy told the Reuters Commodities summit. WTI traded up \$1.07 or 2.66% to close at \$41.36. Brent traded up \$1.21 or 2.85% to close at \$43.61

Crude & Product Markets

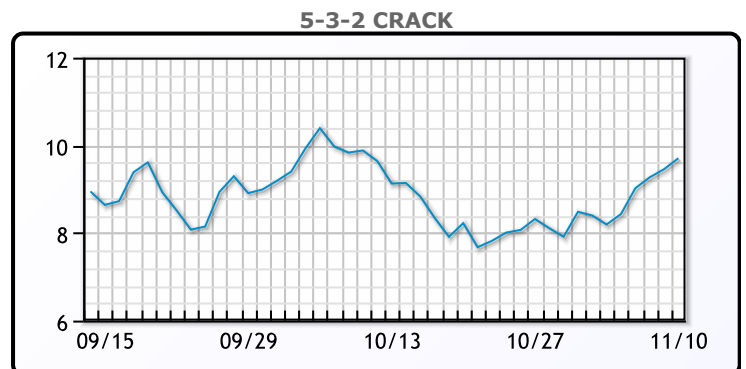
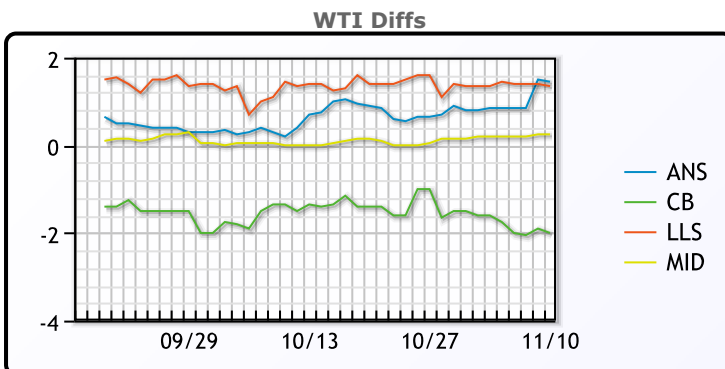


CRUDE

	Last	Week Ago	Month Ago
ANS	42.81	38.51	41.3
BLS	39.36	36.06	39.25
LLS	42.71	39.01	42
Mid	41.61	37.86	40.6
WTI	41.36	37.66	40.6

PRODUCTS

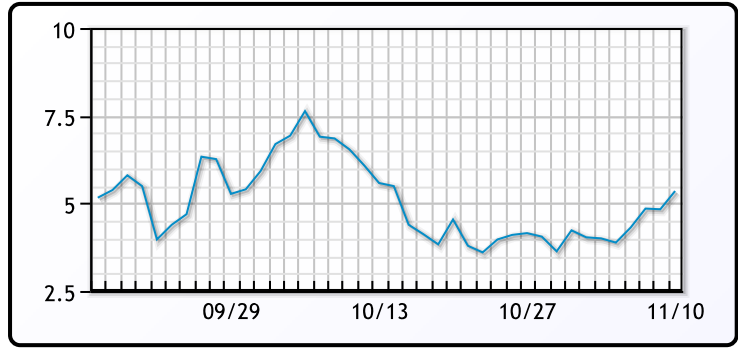
	Last	Week Ago	Month Ago
Gulf RBOB	114.76	103.07	117.82
Gulf ULSD	122.4	109.96	115.71
NYH RBOB	122.54	110.44	123.07
NYH ULSD	125	112.79	119.71
USGC 3%	39.88	36.63	38.38



3-2-1 Crack



Gulf 3-2-1 Crack



NGLs

MB

	Last	Week Ago	Month Ago
Butane	71.25	67.5	61
IsoButane	70.25	70	65
Natural Gasoline	87.38	81.25	92.25
Propane	55	55.375	52.375

CONWAY

	Last	Week Ago	Month Ago
Butane	70.5	67	63.5
IsoButane	76.5	77.5	69
Natural Gasoline	85	80.5	90
Propane	54	54.125	53.625

MB NON

	Last	Week Ago	Month Ago
Butane	75.75	70	64
IsoButane	70.25	70	65
Natural Gasoline	88.5	83	93
Propane	55.88	55	52.38

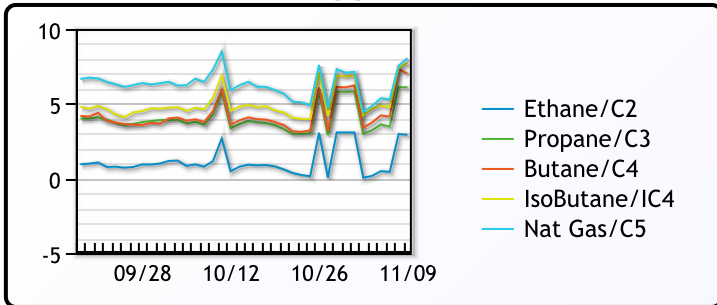
EDMONTON

	Last	Week Ago	Month Ago
Propane	28.25	28.13	28

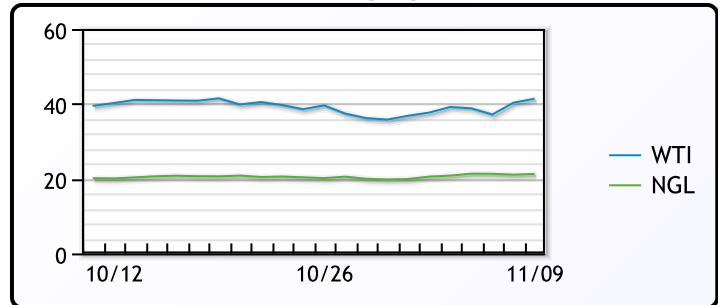
SARNIA

	Last	Week Ago	Month Ago
Propane	70	68	61

FRAC SPREAD



WTI vs NGL



FX

	Last	Change
CAD	1.303	-0.0003
DXY	92.722	-0.00301
Gold	1875.28	-2.04

RATES

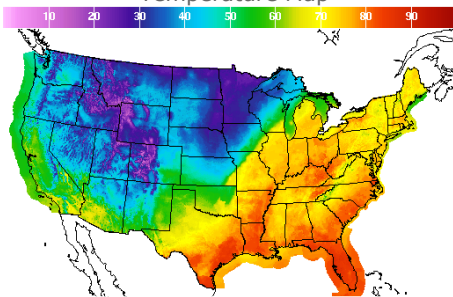
	Last	Change
US 2yr	0.1807	0.0101
US 10yr	0.9595	0.036
CAN 10yr	0.776	0.027

EQUITIES

	Last	Change
Nasdaq	11553.86	-159.92
TSX	993.26	12.8285
S&P 500	3545.53	-4.97

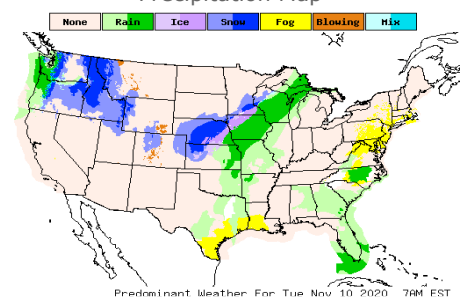
Weather Data

Temperature Map



City	HIGH °F	LOW °F
Calgary	29	18
Conway	26	18
Cushing	67	47
Denver	44	33
Houston	81	72
Mont Belvieu	78	69
Sarnia	70	59
Williston	25	12

Precipitation Map



This report has been prepared by PFL Petroleum Limited personnel for your information only and the views expressed are intended to provide market commentary and are not recommendations. This report is not an offer to sell or a solicitation of any offer to buy any security. The information contained herein has been compiled by PFL from sources believed to be reliable, but no representation or warranty, express or implied, is made by PFL Petroleum Limited, its affiliates or any other person as to its accuracy, completeness or correctness. Copyright 2017 PFL Petroleum Limited. All Rights Reserved