



MARKET DAILY

<http://www.pflpetroleum.com>
 1865 Veterans Park Dr. Suite 303
 Naples, Florida 34109
 Phone: 239-390-2885
 Fax: 239-949-0611
 Sep 30, 2020 7:33 PM

Major Energy Futures

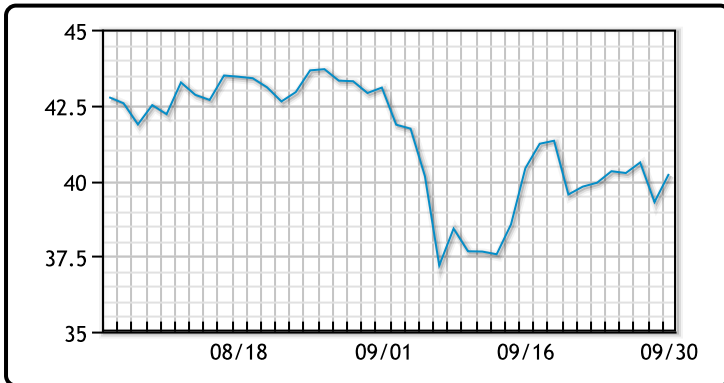
	Settle	Change
Brent	42.3	0.74
Gas Oil	329.5	-4.75
Natural Gas	2.527	-0.034
RBOB	118.16	1.05
ULSD	115.22	3.65
WTI	40.22	0.93

Market Commentary

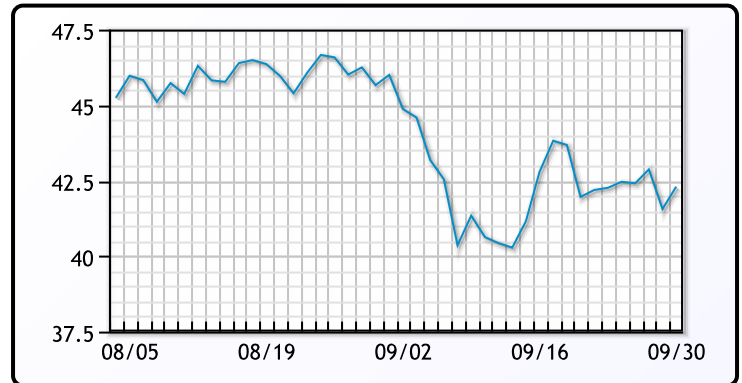
Oil prices had a strong day on optimistic inventory data, specifically with a 2nd consecutive drawdown in distillate stocks. Distillate stocks have been unwaveringly high and are well above historical averages, and another build this week would have been a big negative. Distillate stocks had a draw of 3.18MM.bbls, versus a forecasted draw of ~1MM/bbls, though demand did drop 300K/bpd. Crude stocks also had a draw of 1.98MM/bbls, vs a forecasted build of 900K/bbls. Production was unchanged at 10.7MM/bpd. Gasoline stocks has a build of 683K/bbls, versus a forecasted draw of 900K/bbls, but demand did increase by 14K/bpd. Also keeping traders and investors on their toes is the looming November presidential election, which may remain undetermined on election night. Everyone can agree that last night's debate was not very encouraging. WTI traded up \$.93 or 2.37% to close at \$40.22. Brent traded up \$.74 or 1.78% to close at \$42.30

Crude & Product Markets

WTI



BRENT



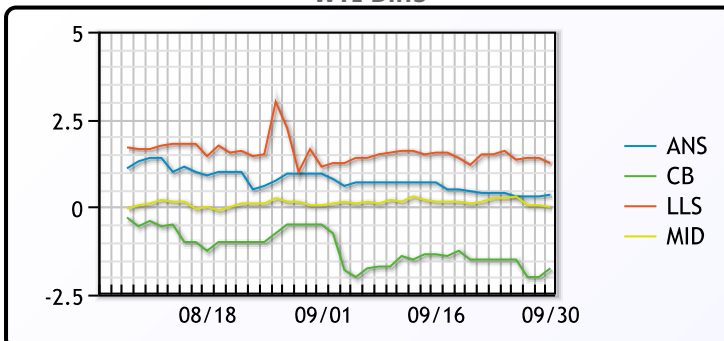
CRUDE

	Last	Week Ago	Month Ago
ANS	40.57	40.13	43.92
BLS	38.47	38.23	42.47
LLS	41.47	41.23	44.12
Mid	40.22	39.98	43.02
WTI	40.22	39.73	42.97

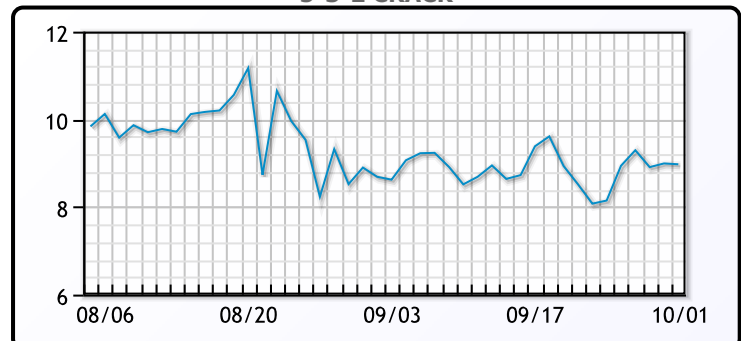
PRODUCTS

	Last	Week Ago	Month Ago
Gulf RBOB	115.91	114.88	122.15
Gulf ULSD	110.6	106.4	118.98
NYH RBOB	120.58	119.65	132.05
NYH ULSD	114.67	111.25	121.75
USGC 3%	35.88	35.88	40.38

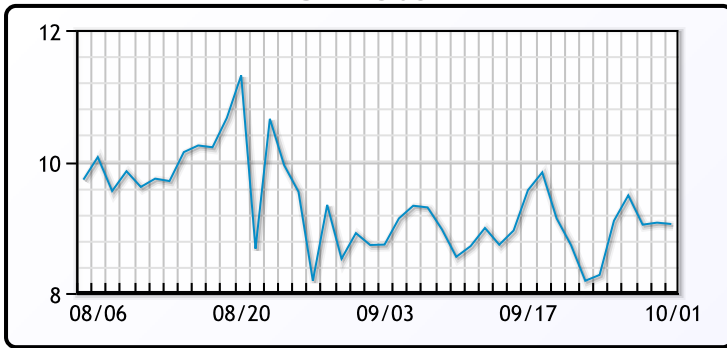
WTI Diffs



5-3-2 CRACK



3-2-1 Crack



Gulf 3-2-1 Crack



NGLs

MB

	Last	Week Ago	Month Ago
Butane	56.5	55.5	55.25
IsoButane	61	57.5	61.25
Natural Gasoline	86.75	86.5	87.25
Propane	50.5	49.625	51.5

CONWAY

	Last	Week Ago	Month Ago
Butane	55	51.5	53.5
IsoButane	60	62	75
Natural Gasoline	84.5	84.5	86
Propane	48	45.75	47.25

MB NON

	Last	Week Ago	Month Ago
Butane	61	65.5	59.25
IsoButane	61	57.5	61.25
Natural Gasoline	87.5	87	86.75
Propane	50	49.25	52.25

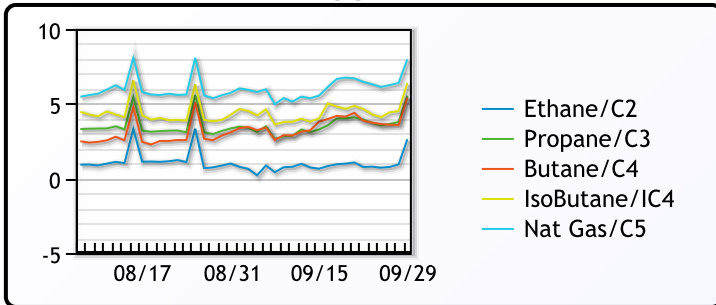
EDMONTON

	Last	Week Ago	Month Ago
Propane	22.25	23.5	20.13

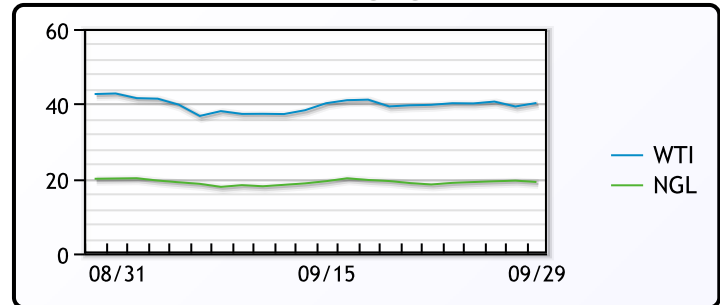
SARNIA

	Last	Week Ago	Month Ago
Propane	60.5	57.5	60

FRAC SPREAD



WTI vs NGL



FX

	Last	Change
CAD	1.3309	-0.001
DXY	93.886	-0.00501
Gold	1887.61	1.79

RATES

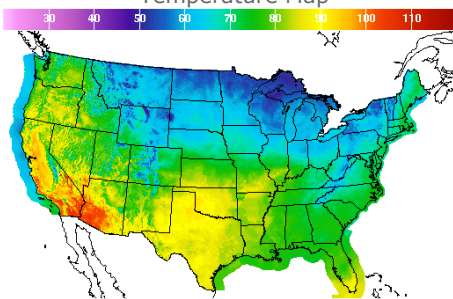
	Last	Change
US 2yr	0.127	0.004
US 10yr	0.684	0.0345
CAN 10yr	0.561	0.024

EQUITIES

	Last	Change
Nasdaq	11167.51	82.26
TSX	967.265	-6.5003
S&P 500	3363	27.53

Weather Data

Temperature Map



City	HIGH °F	LOW °F
Calgary	58	47
Conway	53	47
Cushing	85	59
Denver	70	60
Houston	83	68
Mont Belvieu	79	63
Sarnia	58	47
Williston	55	46

Precipitation Map

