



MARKET DAILY

<https://www.pflpetroleum.com>
 1865 Veterans Park Dr. Suite 303
 Naples, Florida 34109
 Phone: 239-390-2885
 Fax: 239-949-0611
 Oct 9, 2020 6:05 PM

Major Energy Futures

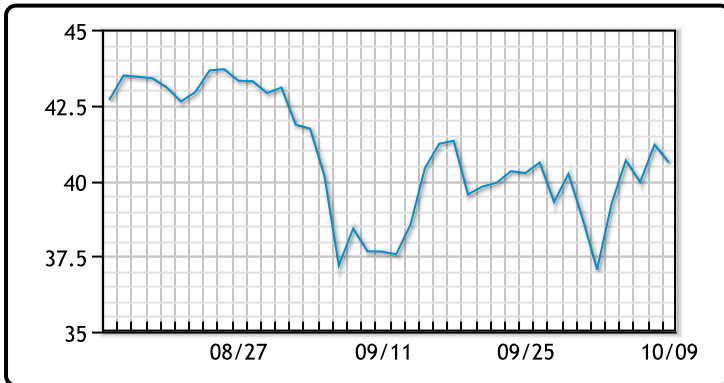
	Settle	Change
Brent	42.85	-0.62
Gas Oil	347	11.25
Natural Gas	2.741	0.021
RBOB	120.32	3.07
ULSD	119.33	3.15
WTI	40.6	-0.67

Market Commentary

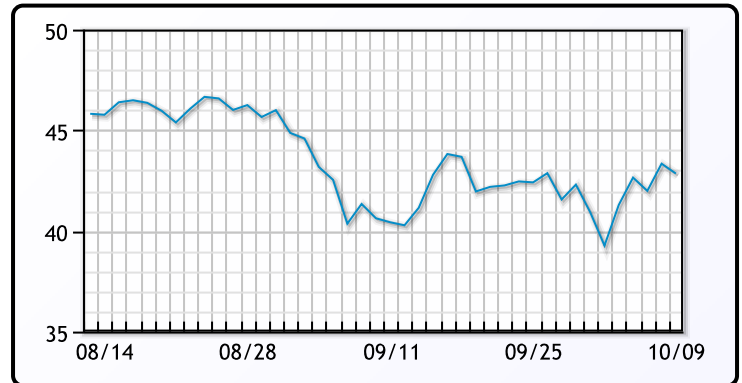
Prices were little changed for the day but were set for large weekly gains as Hurricane Delta makes landfall on the Gulf, the second major storm in just a few weeks. Delta has shut 92% of US Gulf production, the most since Katrina, at 1.67MM/bpd. Oil workers in Norway could reach a deal to end their strike as soon as today according to Retuers. If no deal is reached by 10/14, that could lead to an escalation of the strike which would see as much as 934K/bpd taken off the market. "We believe we are soon in for an oil price correction when the Norway strike is resolved and when the hurricane in the U.S. goes away.... These \$40+ price levels are as fragile as glass," Rystad's head of oil markets, Bjornar Tonhaugen, said. OPEC today dismissed concerns that peak oil demand is close, forecasting a quick recovery and two decades of growth. WTI traded down \$.67 or -1.63% to close at \$40.52. Brent traded down \$.62 or -1.43% to close at \$42.72.

Crude & Product Markets

WTI



BRENT



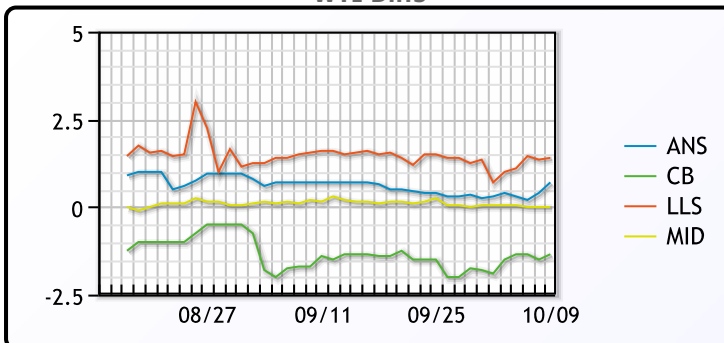
CRUDE

	Last	Week Ago	Month Ago
ANS	41.3	37.35	38.75
BLS	39.25	35.15	36.65
LLS	42	37.75	39.65
Mid	40.6	37.1	38.2
WTI	40.6	37.05	38.05

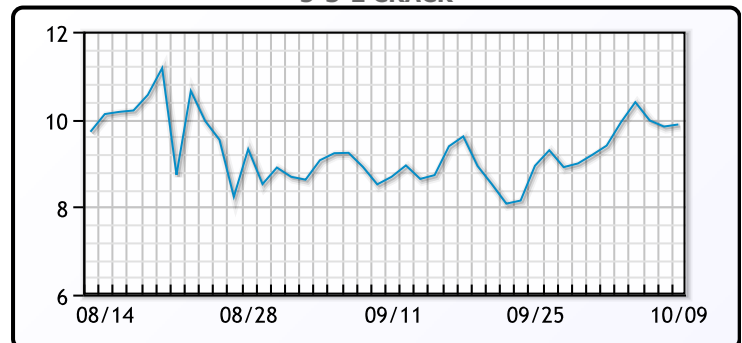
PRODUCTS

	Last	Week Ago	Month Ago
Gulf RBOB	117.82	110.22	108.18
Gulf ULSD	115.71	103.8	106.61
NYH RBOB	123.07	114.6	116.93
NYH ULSD	119.71	109	109.49
USGC 3%	38.38	33.88	35.13

WTI Diffs



5-3-2 CRACK



3-2-1 Crack



Gulf 3-2-1 Crack



NGLs

MB

	Last	Week Ago	Month Ago
Butane	61	55	51.25
IsoButane	65	59.5	56.5
Natural Gasoline	95.25	85.5	79.5
Propane	52.375	48.625	46

CONWAY

	Last	Week Ago	Month Ago
Butane	63.5	56.25	48
IsoButane	69	62	64.5
Natural Gasoline	90	81	79.5
Propane	53.625	48.75	41.875

MB NON

	Last	Week Ago	Month Ago
Butane	64	58	58.25
IsoButane	65	59.5	56.5
Natural Gasoline	93	82.5	82.75
Propane	52.63	48.75	45.5

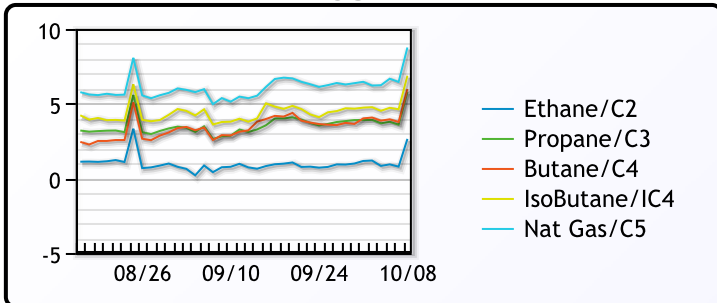
EDMONTON

	Last	Week Ago	Month Ago
Propane	28.5	22.88	16.5

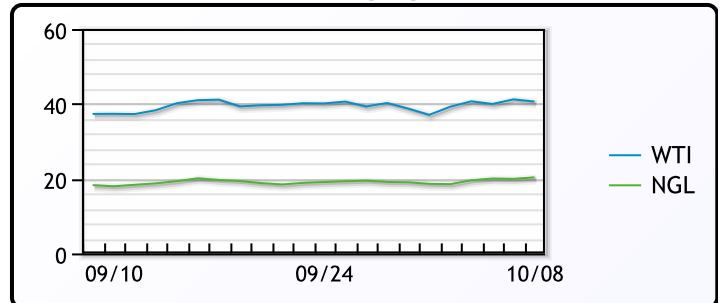
SARNIA

	Last	Week Ago	Month Ago
Propane	61	60	60.5

FRAC SPREAD



WTI vs NGL



FX

	Last	Change
CAD	1.3121	-0.0075
DXY	93.032	-0.573
Gold	1930.4	36.58

RATES

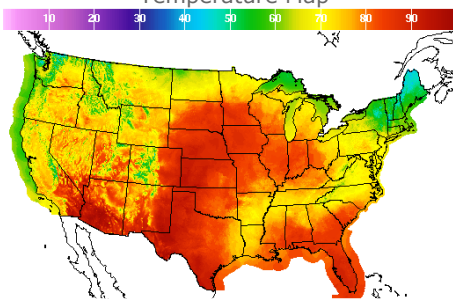
	Last	Change
US 2yr	0.1529	0.0021
US 10yr	0.7737	-0.0115
CAN 10yr	0.628	0.009

EQUITIES

	Last	Change
Nasdaq	11579.94	158.96
TSX	990.95	-0.3331
S&P 500	3477.13	30.3

Weather Data

Temperature Map



City	HIGH °F	LOW °F
Calgary	53	40
Conway	65	51
Cushing	82	64
Denver	81	64
Houston	80	74
Mont Belvieu	74	71
Sarnia	71	46
Williston	63	52

Precipitation Map

