



MARKET DAILY

<https://www.pflpetroleum.com>
 1865 Veterans Park Dr. Suite 303
 Naples, Florida 34109
 Phone: 239-390-2885
 Fax: 239-949-0611
 Oct 8, 2020 6:30 PM

Major Energy Futures

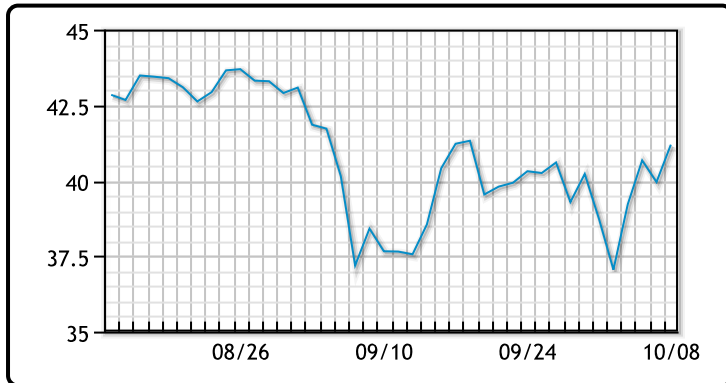
	Settle	Change
Brent	43.34	1.35
Gas Oil	343.5	-9.5
Natural Gas	2.627	0.021
RBOB	123.16	3.07
ULSD	119.23	3.15
WTI	41.19	1.24

Market Commentary

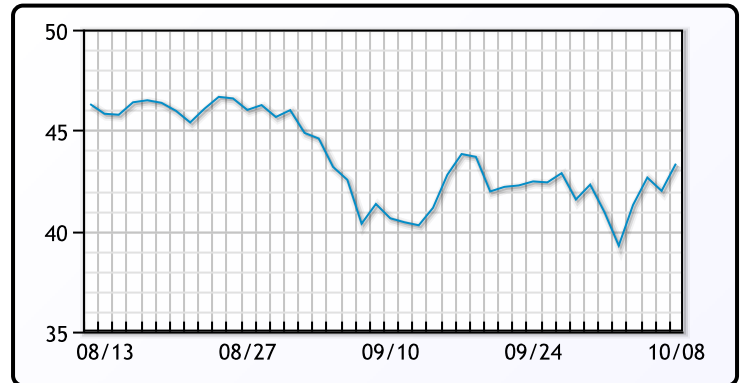
Oil prices rose slightly today with Brent breaking back over the \$43/bbl mark on the backdrop of supply reductions in Norway and the Gulf from Hurricane Delta. "Hurricane Delta is a crude oil supply event, and with all of this Gulf of Mexico production offline, we will probably lose more than five million barrels of crude oil due to the storm," said Andrew Lipow, president of Lipow Oil Associates. "However, the storm is having a limited impact on gasoline and diesel demand," he added. The production losses offset concerns about demand, rising coronavirus cases and rising U.S. crude inventories. There is some renewed optimism over future US stimulus with President Trump pushing for a more piecemeal approach until after the election. WTI traded up \$1.24 or 3.1% to close at \$41.19. Brent traded up \$1.35 or 3.22% to close at \$43.34.

Crude & Product Markets

WTI



BRENT



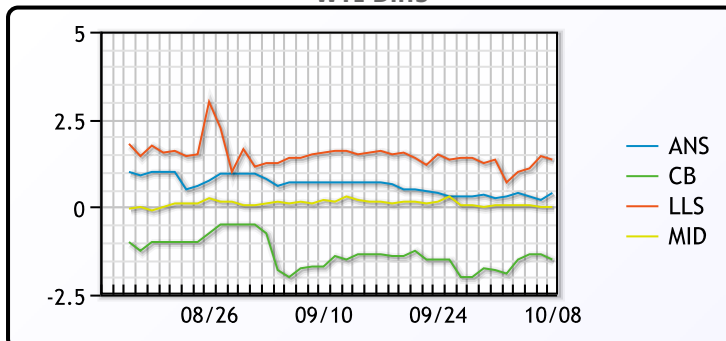
CRUDE

	Last	Week Ago	Month Ago
ANS	41.59	38.97	37.46
BLS	39.69	36.92	35.06
LLS	42.54	40.07	38.31
Mid	41.19	38.77	36.96
WTI	41.19	38.72	36.76

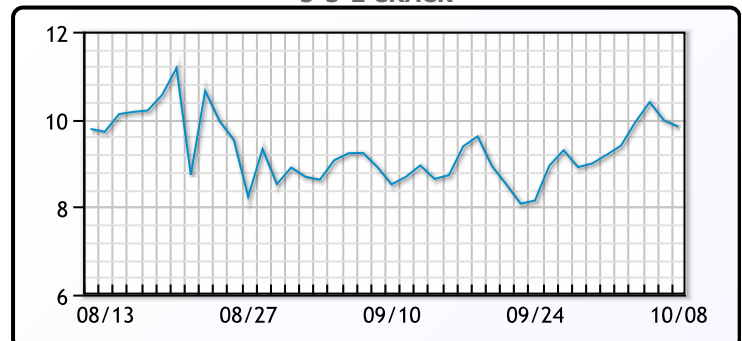
PRODUCTS

	Last	Week Ago	Month Ago
Gulf RBOB	121.79	113.86	107.15
Gulf ULSD	115.63	107.78	103.43
NYH RBOB	126.41	117.61	116.03
NYH ULSD	120.11	113	106.18
USGC 3%	37.88	35.13	33.63

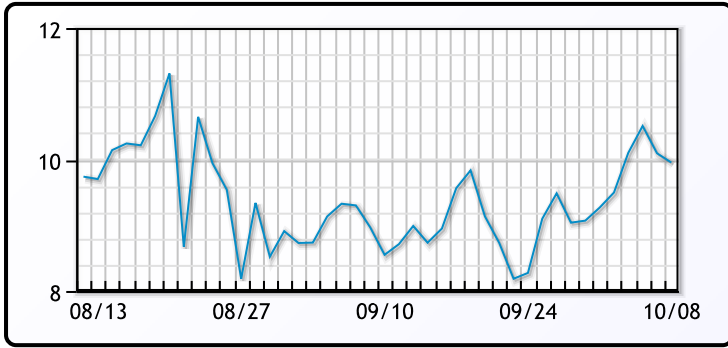
WTI Diffs



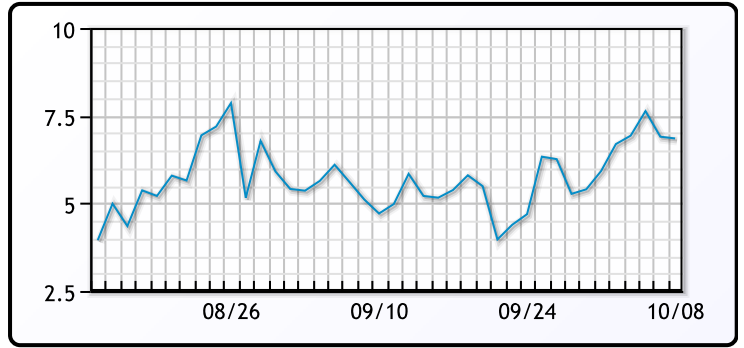
5-3-2 CRACK



3-2-1 Crack



Gulf 3-2-1 Crack



NGLs

MB

	Last	Week Ago	Month Ago
Butane	61.5	54.75	50.25
IsoButane	65	59.25	54.25
Natural Gasoline	92	87	84.5
Propane	53	48.875	45.5

CONWAY

	Last	Week Ago	Month Ago
Butane	63.75	56	47
IsoButane	65	61	64
Natural Gasoline	92.5	82	77
Propane	54.625	48.25	41.5

MB NON

	Last	Week Ago	Month Ago
Butane	64.5	57.75	57.25
IsoButane	65	59.25	54.25
Natural Gasoline	96	85	80
Propane	50.88	50.75	48

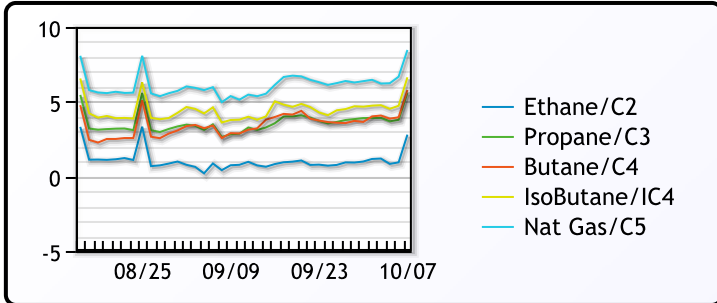
EDMONTON

	Last	Week Ago	Month Ago
Propane	26	22.5	19.25

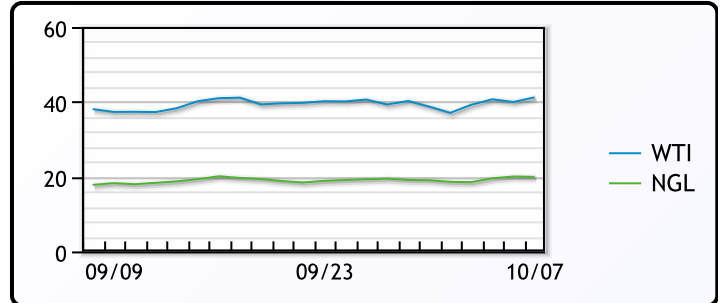
SARNIA

	Last	Week Ago	Month Ago
Propane	61	60	60.5

FRAC SPREAD



WTI vs NGL



FX

	Last	Change
CAD	1.3191	-0.0005
DXY	93.605	-0.025
Gold	1896.31	2.49

RATES

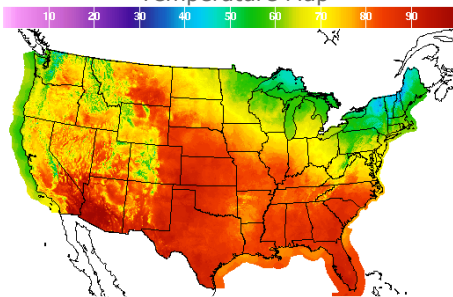
	Last	Change
US 2yr	0.1508	0.0001
US 10yr	0.7852	-0.0016
CAN 10yr	0.619	-0.005

EQUITIES

	Last	Change
Nasdaq	11420.98	56.38
TSX	991.28	5.4669
S&P 500	3446.83	27.38

Weather Data

Temperature Map



City	HIGH °F	LOW °F
Calgary	65	45
Conway	62	42
Cushing	84	63
Denver	82	59
Houston	88	76
Mont Belvieu	80	72
Sarnia	63	46
Williston	75	50

Precipitation Map

