



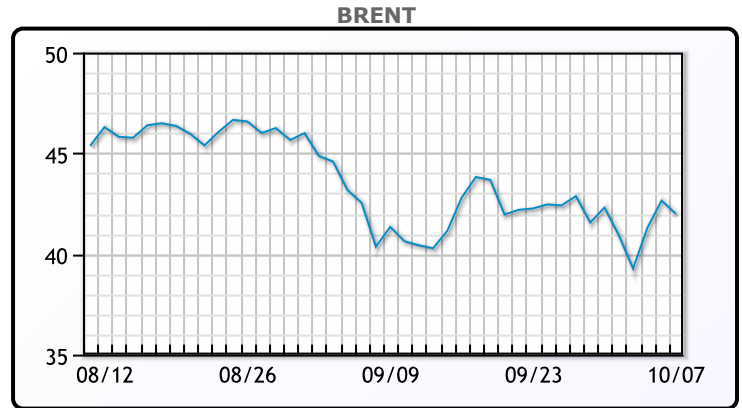
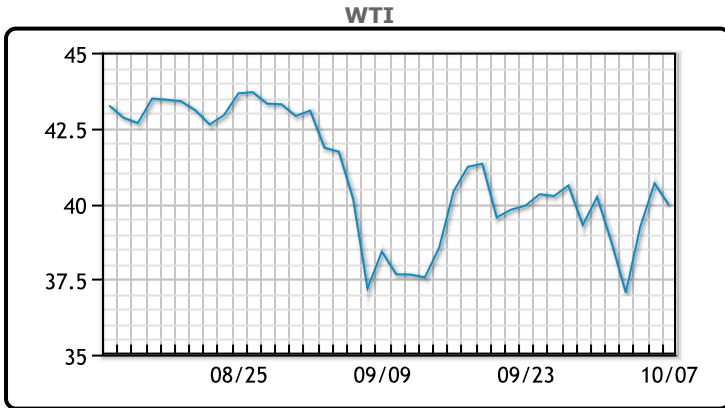
MARKET DAILY

<https://www.pflpetroleum.com>
 1865 Veterans Park Dr. Suite 303
 Naples, Florida 34109
 Phone: 239-390-2885
 Fax: 239-949-0611
 Oct 7, 2020 7:35 PM

Major Energy Futures		
	Settle	Change
Brent	41.99	-0.66
Gas Oil	332.25	12.75
Natural Gas	2.606	0.086
RBOB	120.09	-3.42
ULSD	116.08	-2.78
WTI	39.95	-0.72

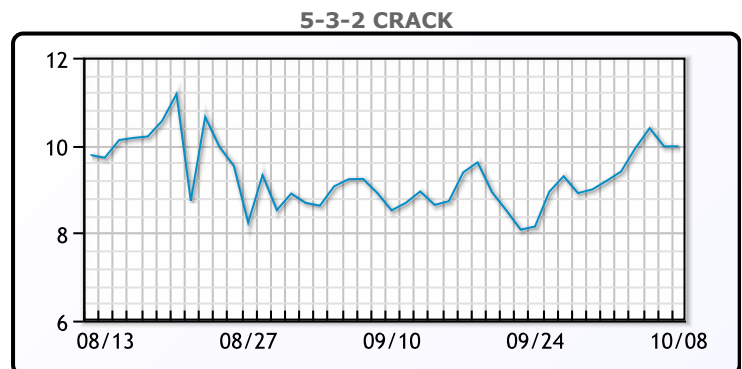
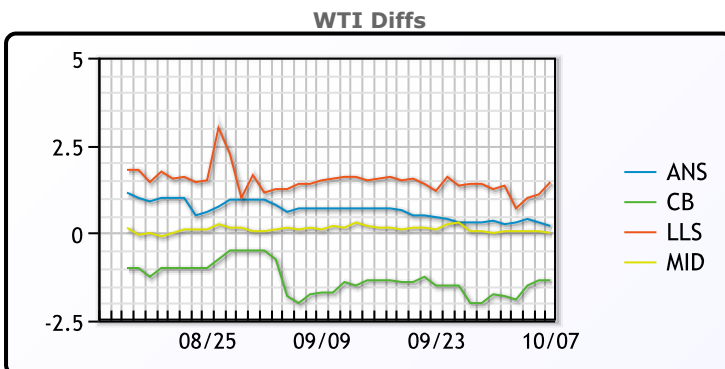
Market Commentary
 Oil prices fell today as hopes for further stimulus are diminishing and oil stocks rose more than expected. White House Chief of Staff Mark Meadows said he was not optimistic that a comprehensive deal could be reached on further COVID-19 financial aid and that the Trump administration backed a more piecemeal approach. This will likely have negative effect on demand sentiment in the long run but was balanced by some of the inventory numbers released today. Oil stocks increased by 500K/bbls, vs. a forecasted build of 294K/bbls. Gasoline and distillate stock numbers were more bullish with inventories decreased by 1.4MM/bbls and 1MM/bbls respectively. About 29% of offshore production is currently shut down for Hurricane Delta, some for the sixth time this year. WTI traded down \$.72 or -1.77% to close at \$39.95. Brent traded down \$.66 or -1.55% to close at \$41.99.

Crude & Product Markets



CRUDE			
	Last	Week Ago	Month Ago
ANS	40.15	40.57	40.47
BLS	38.6	38.47	38.07
LLS	41.4	41.47	41.27
Mid	39.95	40.22	39.87
WTI	39.95	40.22	39.77

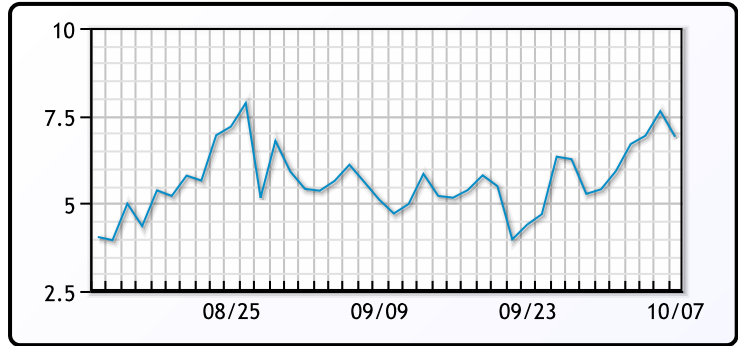
PRODUCTS			
	Last	Week Ago	Month Ago
Gulf RBOB	119.09	115.91	114.35
Gulf ULSD	112.23	110.6	111.03
NYH RBOB	123.09	120.58	123.72
NYH ULSD	116.58	114.67	113.15
USGC 3%	36.63	35.88	36.13



3-2-1 Crack



Gulf 3-2-1 Crack



NGLs

MB

	Last	Week Ago	Month Ago
Butane	59.5	56.5	52.25
IsoButane	62.5	61	59.25
Natural Gasoline	92.75	86.75	84.5
Propane	51.125	50.5	48

CONWAY

	Last	Week Ago	Month Ago
Butane	61.25	55	50
IsoButane	65	60	65
Natural Gasoline	88	84.5	82
Propane	52	48	43

MB NON

	Last	Week Ago	Month Ago
Butane	62.5	61	59.25
IsoButane	62.5	61	59.25
Natural Gasoline	91.5	87.5	86
Propane	51.13	50	48

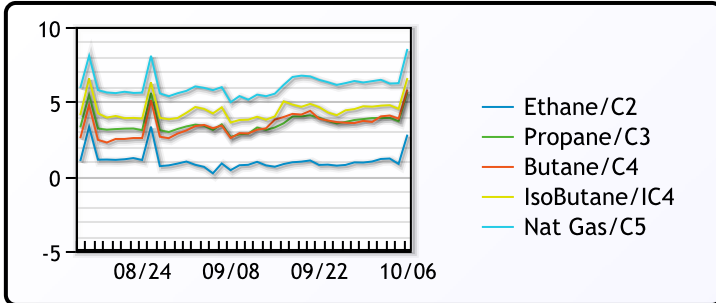
EDMONTON

	Last	Week Ago	Month Ago
Propane	26	22.25	19.25

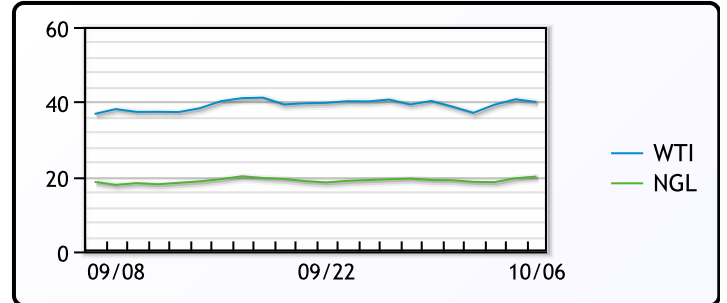
SARNIA

	Last	Week Ago	Month Ago
Propane	60	60.5	60.5

FRAC SPREAD



WTI vs NGL



FX

	Last	Change
CAD	1.3257	0.0001
DXY	93.63	-0.056
Gold	1887.25	-0.17

RATES

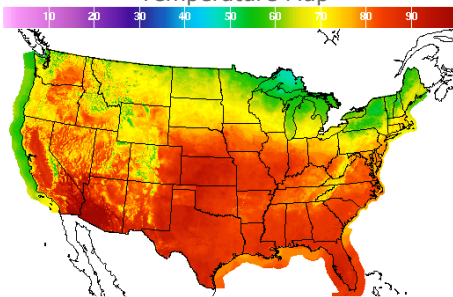
	Last	Change
US 2yr	0.1507	0.004
US 10yr	0.7868	0.0515
CAN 10yr	0.624	0.06

EQUITIES

	Last	Change
Nasdaq	11364.6	210
TSX	985.813	12.7987
S&P 500	3419.45	58.5

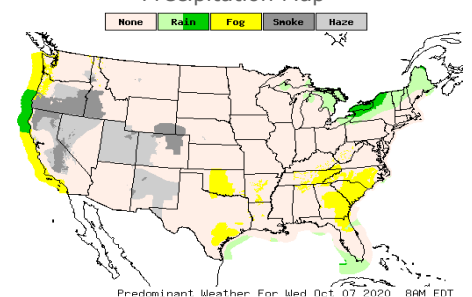
Weather Data

Temperature Map



City	HIGH °F	LOW °F
Calgary	58	47
Conway	59	47
Cushing	85	61
Denver	80	62
Houston	85	69
Mont Belvieu	82	63
Sarnia	66	53
Williston	62	55

Precipitation Map



This report has been prepared by PFL Petroleum Limited personnel for your information only and the views expressed are intended to provide market commentary and are not recommendations. This report is not an offer to sell or a solicitation of any offer to buy any security. The information contained herein has been compiled by PFL from sources believed to be reliable, but no representation or warranty, express or implied, is made by PFL Petroleum Limited, its affiliates or any other person as to its accuracy, completeness or correctness. Copyright 2017 PFL Petroleum Limited. All Rights Reserved