



MARKET DAILY

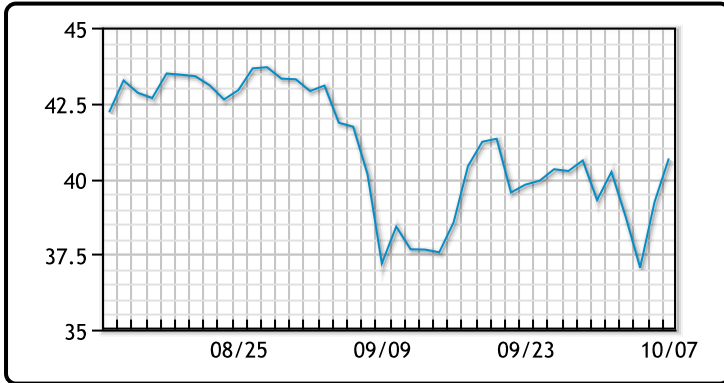
<https://www.pflpetroleum.com>
 1865 Veterans Park Dr. Suite 303
 Naples, Florida 34109
 Phone: 239-390-2885
 Fax: 239-949-0611
 Oct 6, 2020 4:43 PM

Major Energy Futures		
	Settle	Change
Brent	42.65	1.36
Gas Oil	341.75	329
Natural Gas	2.52	-0.13
RBOB	123.51	4.1
ULSD	118.86	5.54
WTI	40.67	2.17

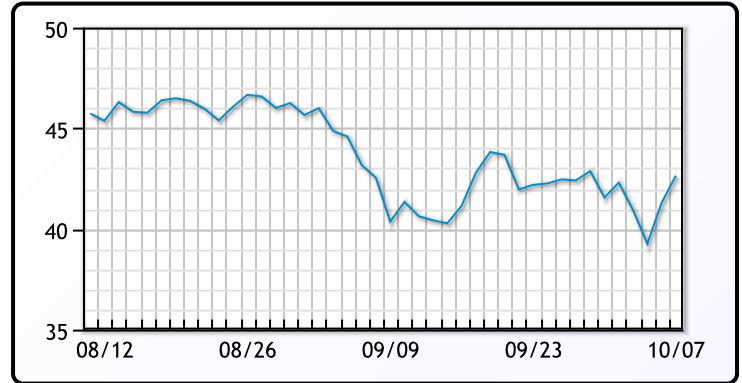
Market Commentary

Crude & Product Markets

WTI



BRENT



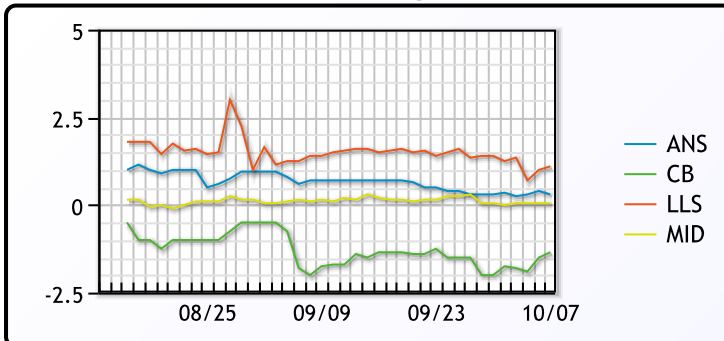
CRUDE

	Last	Week Ago	Month Ago
ANS	40.97	40.57	40.47
BLS	39.32	38.47	38.07
LLS	41.77	41.47	41.27
Mid	40.72	40.22	39.87
WTI	40.67	40.22	39.77

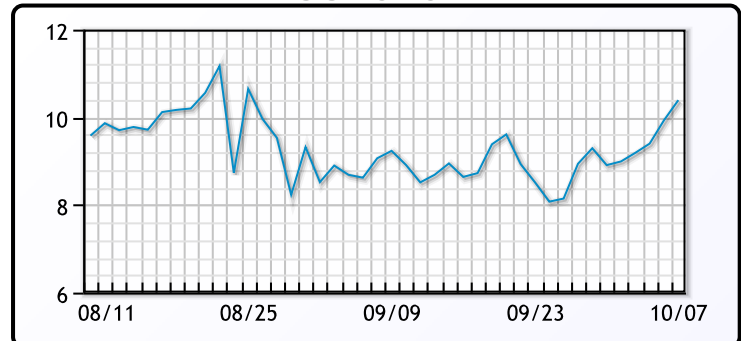
PRODUCTS

	Last	Week Ago	Month Ago
Gulf RBOB	122.01	115.91	114.35
Gulf ULSD	115.01	110.6	111.03
NYH RBOB	126.76	120.58	123.72
NYH ULSD	119.36	114.67	113.15
USGC 3%	37.13	35.88	36.13

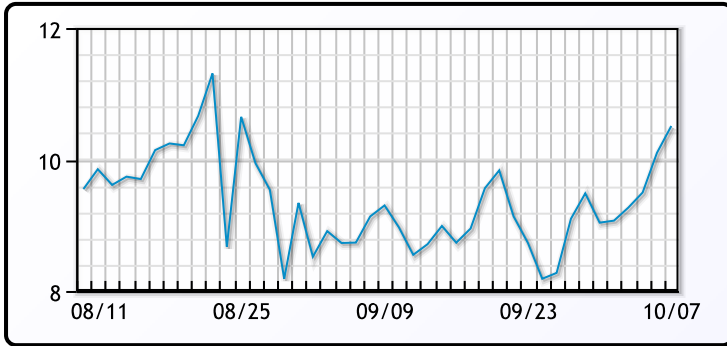
WTI Diffs



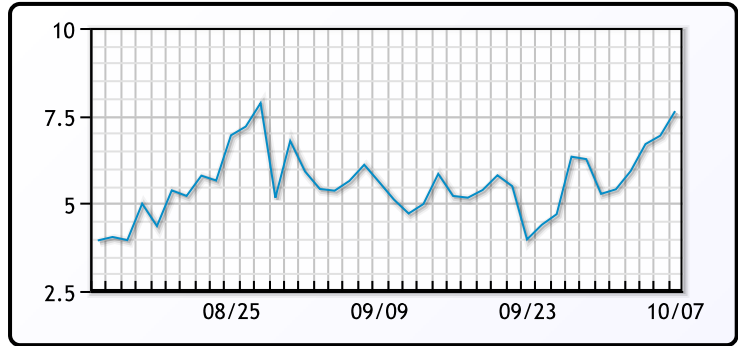
5-3-2 CRACK



3-2-1 Crack



Gulf 3-2-1 Crack



NGLs

MB

	Last	Week Ago	Month Ago
Butane	59.25	56.5	52.25
IsoButane	62.25	61	59.25
Natural Gasoline	88.38	86.75	84.5
Propane	51.5	50.5	48

CONWAY

	Last	Week Ago	Month Ago
Butane	61.25	55	50
IsoButane	64.5	60	65
Natural Gasoline	90	84.5	82
Propane	52	48	43

MB NON

	Last	Week Ago	Month Ago
Butane	62.25	61	59.25
IsoButane	62.25	61	59.25
Natural Gasoline	92.25	87.5	86
Propane	50.5	50	48

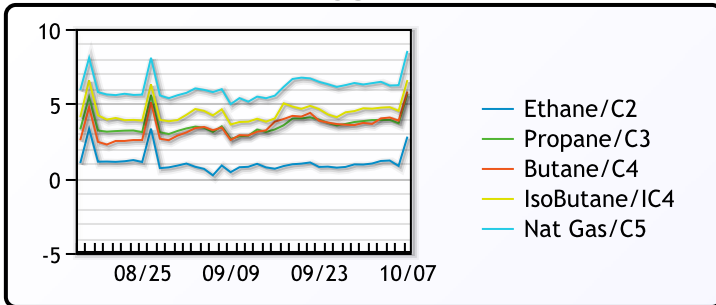
EDMONTON

	Last	Week Ago	Month Ago
Propane	24.88	22.25	19.25

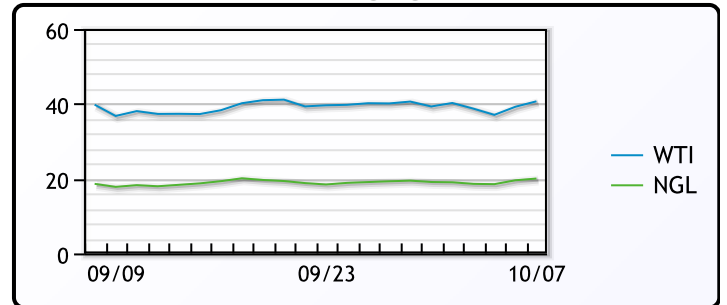
SARNIA

	Last	Week Ago	Month Ago
Propane	60	60.5	60.5

FRAC SPREAD



WTI vs NGL



FX

	Last	Change
CAD	1.3312	-0.0002
DXY	93.686	0.12299
Gold	1878.18	-25.43

RATES

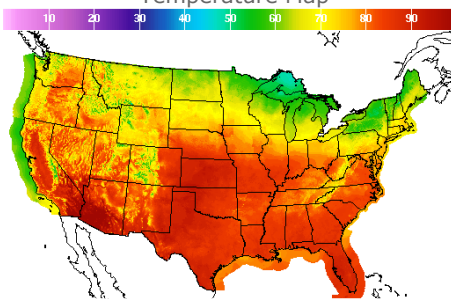
	Last	Change
US 2yr	0.1467	0.006
US 10yr	0.7353	0.0018
CAN 10yr	0.564	0.003

EQUITIES

	Last	Change
Nasdaq	11154.6	32.11
TSX	973.0144	2.4089
S&P 500	3360.95	10.81

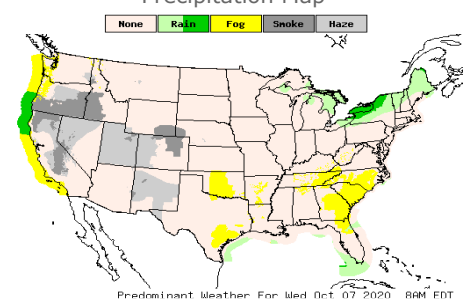
Weather Data

Temperature Map



City	HIGH °F	LOW °F
Calgary	57	47
Conway	59	47
Cushing	88	61
Denver	81	62
Houston	88	69
Mont Belvieu	86	63
Sarnia	66	52
Williston	63	55

Precipitation Map



This report has been prepared by PFL Petroleum Limited personnel for your information only and the views expressed are intended to provide market commentary and are not recommendations. This report is not an offer to sell or a solicitation of any offer to buy any security. The information contained herein has been compiled by PFL from sources believed to be reliable, but no representation or warranty, express or implied, is made by PFL Petroleum Limited, its affiliates or any other person as to its accuracy, completeness or correctness. Copyright 2017 PFL Petroleum Limited. All Rights Reserved