



MARKET DAILY

<http://www.pflpetroleum.com>
 1865 Veterans Park Dr. Suite 303
 Naples, Florida 34109
 Phone: 239-390-2885
 Fax: 239-949-0611
 Oct 5, 2020 6:07 PM

Major Energy Futures

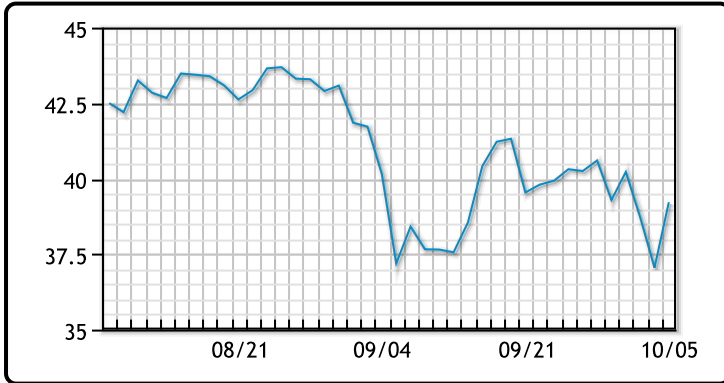
	Settle	Change
Brent	41.29	2.18
Gas Oil	329	-2.25
Natural Gas	2.615	-0.089
RBOB	119.41	-2.89
ULSD	113.33	-4
WTI	39.22	2.17

Market Commentary

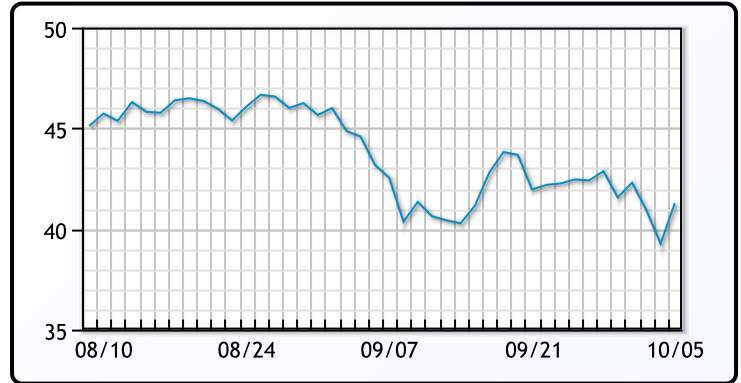
Oil prices surged today reversing some losses after a few negative sessions as President Trump announced he would be leaving the hospital today. While the Presidents condition remains unclear, his announcement that he will be leaving Walter Reed Hospital improved market sentiment. "A lot of people thought last week's selloff was overdone," said Phil Flynn, senior analyst at Price Futures Group in Chicago. "There were a lot of assumptions". Norwegian oil field strikes are taking roughly 300K/bpd off the market. This is offset by increased Libyan production, with a Reuters source claiming their production increased 290K/bpd. Stimulus talks appear to be making headway as the tone from politicians on both sides is cautiously optimistic. WTI traded up \$2.17 or 5.87% to close at \$39.22. Brent traded up \$2.18 or 5.55% to close at \$41.45.

Crude & Product Markets

WTI



BRENT



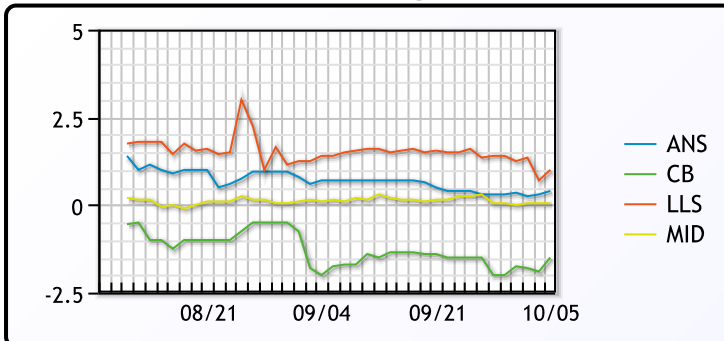
CRUDE

	Last	Week Ago	Month Ago
ANS	39.62	40.9	40.47
BLS	37.72	38.6	38.07
LLS	40.22	42	41.27
Mid	39.27	40.65	39.87
WTI	39.22	40.6	39.77

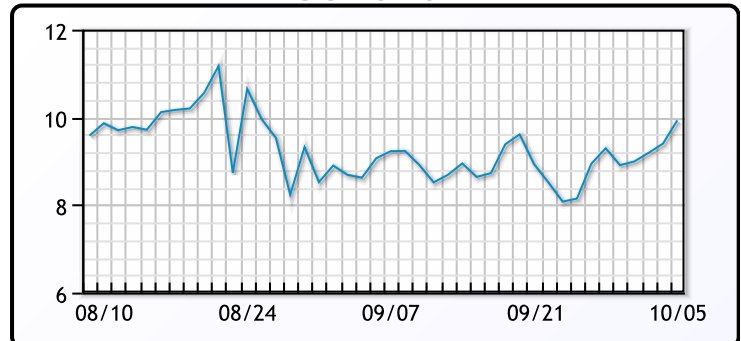
PRODUCTS

	Last	Week Ago	Month Ago
Gulf RBOB	117.91	121.82	114.35
Gulf ULSD	108.75	109.6	111.03
NYH RBOB	122.66	125.16	123.72
NYH ULSD	113.83	114.3	113.15
USGC 3%	36.38	36.63	36.13

WTI Diffs



5-3-2 CRACK



3-2-1 Crack



Gulf 3-2-1 Crack



NGLs

MB

	Last	Week Ago	Month Ago
Butane	58.25	57	52.25
IsoButane	61.25	60.25	59.25
Natural Gasoline	82.75	88.5	87.75
Propane	51	51.125	48

CONWAY

	Last	Week Ago	Month Ago
Butane	59.75	54.5	50
IsoButane	62.25	61.5	65
Natural Gasoline	85.75	85.5	82
Propane	51	47.5	43

MB NON

	Last	Week Ago	Month Ago
Butane	61.25	64	59.25
IsoButane	61.25	60.25	59.25
Natural Gasoline	87.75	89	86
Propane	48.13	50.63	50.5

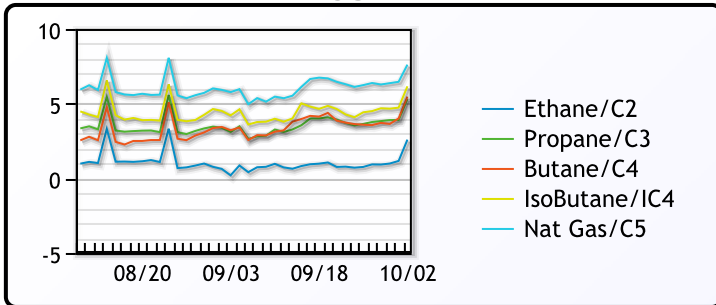
EDMONTON

	Last	Week Ago	Month Ago
Propane	22.75	21.5	20

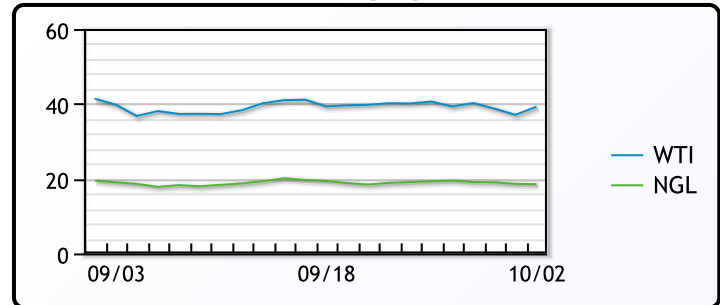
SARNIA

	Last	Week Ago	Month Ago
Propane	59.75	57.5	61.25

FRAC SPREAD



WTI vs NGL



FX

	Last	Change
CAD	1.3263	0
DXY	93.467	-0.377
Gold	1913.54	0.01

RATES

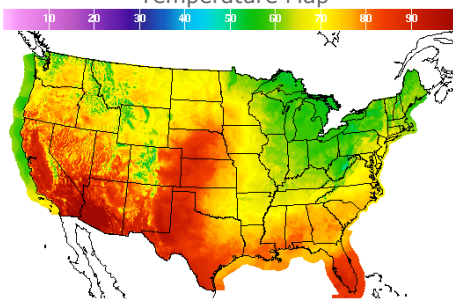
	Last	Change
US 2yr	0.1447	0.0158
US 10yr	0.7817	0.0812
CAN 10yr	0.62	0.055

EQUITIES

	Last	Change
Nasdaq	11332.49	257.47
TSX	983.4	12.0757
S&P 500	3408.63	60.19

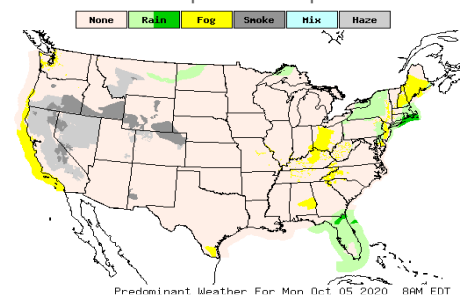
Weather Data

Temperature Map



City	HIGH °F	LOW °F
Calgary	70	47
Conway	69	52
Cushing	75	49
Denver	81	61
Houston	83	69
Mont Belvieu	81	65
Sarnia	56	44
Williston	69	55

Precipitation Map



This report has been prepared by PFL Petroleum Limited personnel for your information only and the views expressed are intended to provide market commentary and are not recommendations. This report is not an offer to sell or a solicitation of any offer to buy any security. The information contained herein has been compiled by PFL from sources believed to be reliable, but no representation or warranty, express or implied, is made by PFL Petroleum Limited, its affiliates or any other person as to its accuracy, completeness or correctness. Copyright 2017 PFL Petroleum Limited. All Rights Reserved