



MARKET DAILY

<https://www.pflpetroleum.com>
 1865 Veterans Park Dr. Suite 303
 Naples, Florida 34109
 Phone: 239-390-2885
 Fax: 239-949-0611
 Oct 30, 2020 6:52 PM

Major Energy Futures

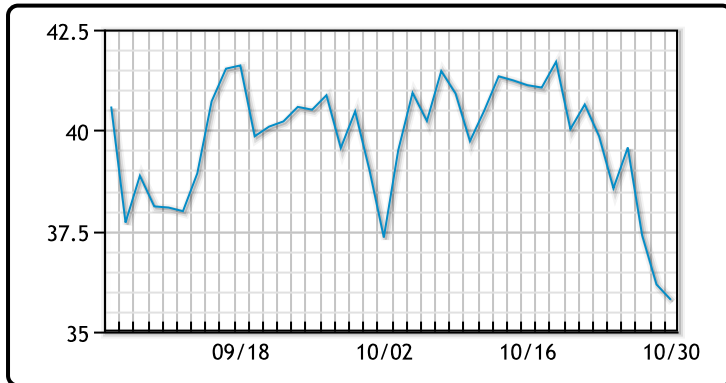
	Settle	Change
Brent	37.94	-0.32
Gas Oil	305	-10.75
Natural Gas	3.354	0.01
RBOB	103.22	-3.56
ULSD	108.59	-2.64
WTI	35.79	-0.38

Market Commentary

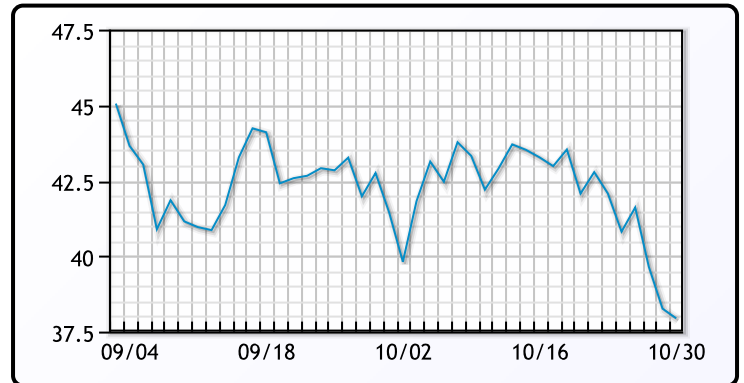
Prices continued their decline today, on course for the second consecutive monthly decline on rising coronavirus cases. Leaders in both France and Germany have ordered their countries back into lockdown, as a massive second wave of coronavirus infections threatened to overwhelm Europe before the winter. "Many nations with high oil consumption across the world are seeing infection levels that they didn't have even during the first wave," said Paola Rodriguez-Masiu, Rystad Energy's senior oil markets analyst. "These infection levels are destined to bite oil demand, as traffic will be curbed to minimum during the coming lockdowns. WTI traded down \$.38 or -1.05% to close at \$35.79. Brent traded down \$.32 or -.84% to close at \$37.94.

Crude & Product Markets

WTI



BRENT



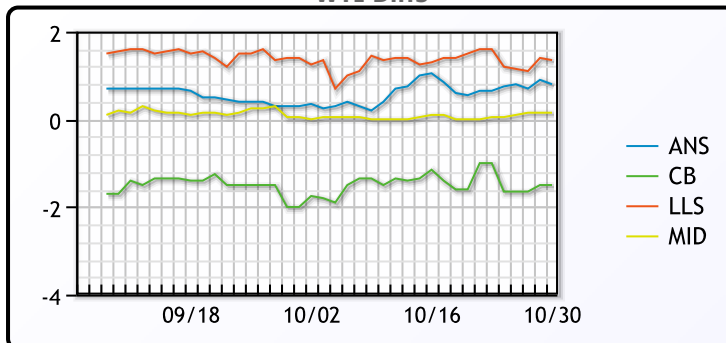
CRUDE

	Last	Week Ago	Month Ago
ANS	36.59	40.32	40.57
BLS	34.29	38.67	38.47
LLS	37.14	41.27	41.47
Mid	35.94	39.72	40.22
WTI	35.79	39.67	40.22

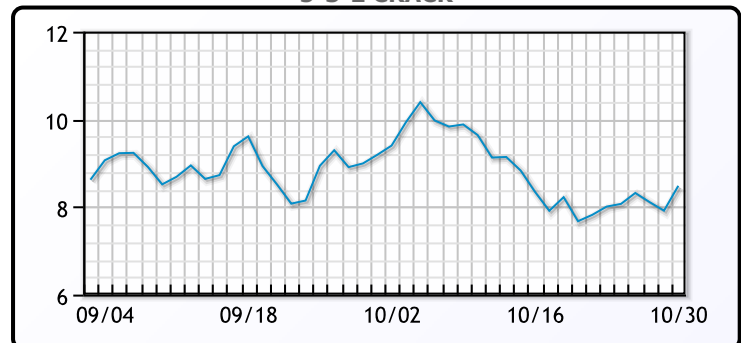
PRODUCTS

	Last	Week Ago	Month Ago
Gulf RBOB	98.47	108.93	115.91
Gulf ULSD	105.21	111.34	110.6
NYH RBOB	106.2	114.89	120.58
NYH ULSD	109.25	115.63	114.67
USGC 3%	34.88	38.88	35.88

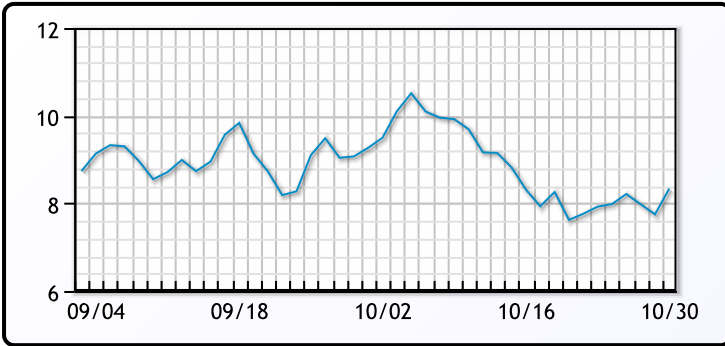
WTI Diffs



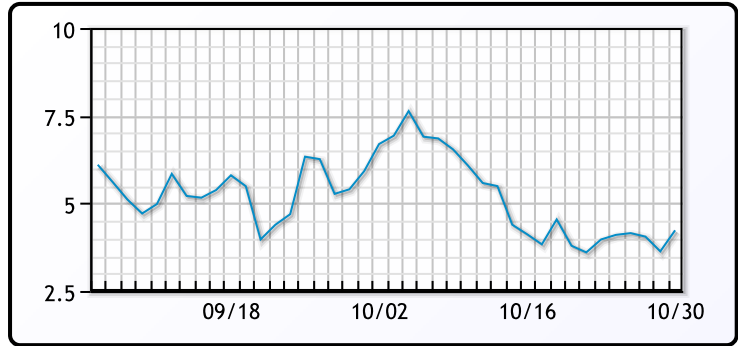
5-3-2 CRACK



3-2-1 Crack



Gulf 3-2-1 Crack



NGLs

MB

	Last	Week Ago	Month Ago
Butane	62.75	61.75	56.5
IsoButane	65.5	65.25	61
Natural Gasoline	76.88	87	86.75
Propane	53	54	50.5

MB NON

	Last	Week Ago	Month Ago
Butane	65.75	64.75	61
IsoButane	65.5	65.25	61
Natural Gasoline	77.75	85	87.5
Propane	52.75	53.38	50

CONWAY

	Last	Week Ago	Month Ago
Butane	64.75	64.75	55
IsoButane	73.75	72	60
Natural Gasoline	77	84	84.5
Propane	52.375	54	48

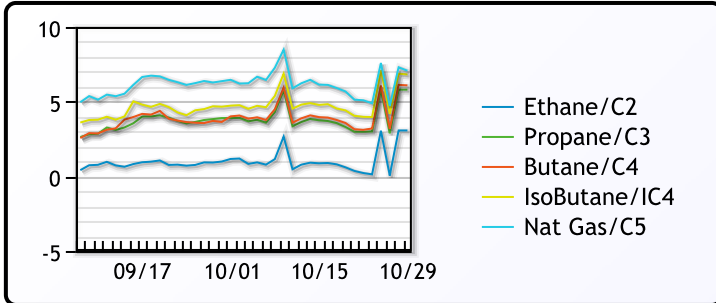
EDMONTON

	Last	Week Ago	Month Ago
Propane	26.5	31.5	22.25

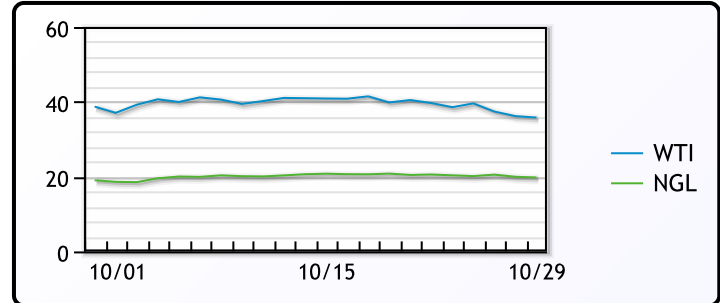
SARNIA

	Last	Week Ago	Month Ago
Propane	68	66.5	60.5

FRAC SPREAD



WTI vs NGL



FX

	Last	Change
CAD	1.3321	-0.0004
DXY	94.038	0.083
Gold	1878.81	11.22

RATES

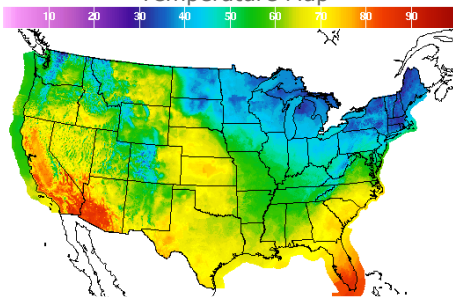
	Last	Change
US 2yr	0.1525	0.0059
US 10yr	0.8737	0.0507
CAN 10yr	0.663	0.033

EQUITIES

	Last	Change
Nasdaq	10911.59	-274
TSX	928.9	-5.9309
S&P 500	3269.96	-40.15

Weather Data

Temperature Map



City	HIGH °F	LOW °F
Calgary	53	34
Conway	38	27
Cushing	66	40
Denver	68	45
Houston	67	52
Mont Belvieu	65	47
Sarnia	41	33
Williston	59	34

Precipitation Map

