



MARKET DAILY

<https://www.pflpetroleum.com>
 1865 Veterans Park Dr. Suite 303
 Naples, Florida 34109
 Phone: 239-390-2885
 Fax: 239-949-0611
 Oct 27, 2020 8:16 PM

Major Energy Futures

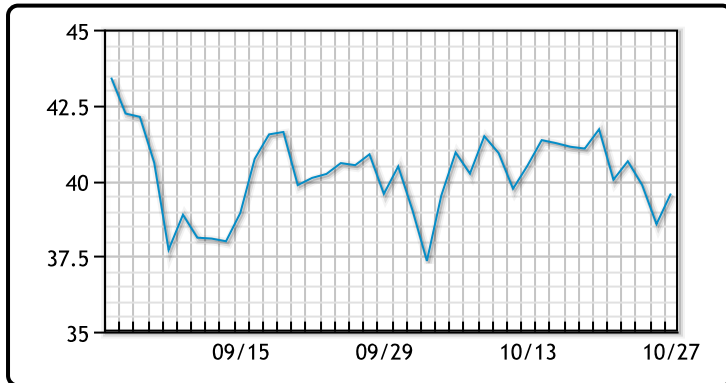
	Settle	Change
Brent	41.2	0.74
Gas Oil	329.5	9.25
Natural Gas	3.019	-0.005
RBOB	114.34	3.18
ULSD	115.77	3.59
WTI	39.57	1.01

Market Commentary

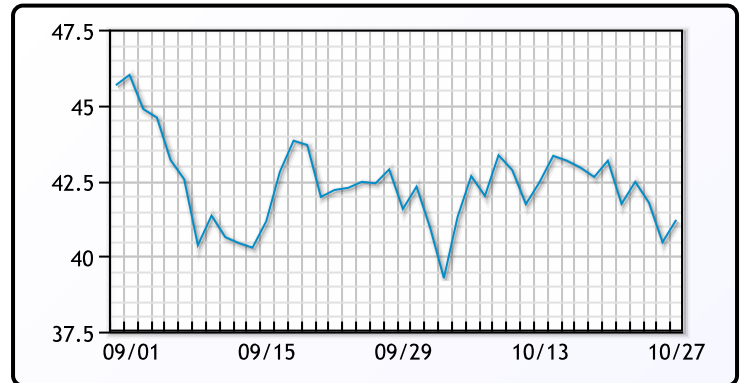
Oil prices were strong today after yesterday's sell off. Contango in the oil markets has also been strong as of late further indicating a potential surplus in the short term. Prices benefited today from some shutdown production due to Hurricane Zeta, though not nearly as much has been shut down as the last few storms (roughly 300K/bpd). It is concerning that some OPEC+ cuts are set to unwind in the midst of the uptick in virus cases although the cuts would still represent a major amount. "As the virus continues to spread, the odds of additional OPEC + production tends to diminish in helping to provide some balance to the market," said Jim Rittersbush. WTI traded up \$1.01 or 2.62% to close at \$39.57. Brent traded up \$.74 or 1.83% to close at \$41.20

Crude & Product Markets

WTI



BRENT



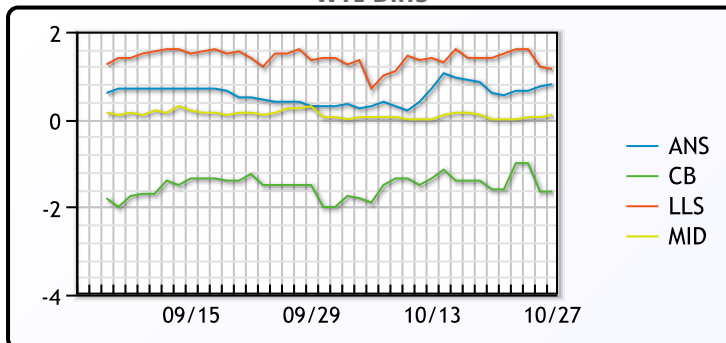
CRUDE

	Last	Week Ago	Month Ago
ANS	40.37	42.06	40.4
BLS	37.92	39.86	38.6
LLS	40.72	42.86	41.45
Mid	39.67	41.46	40.4
WTI	39.57	41.46	40.1

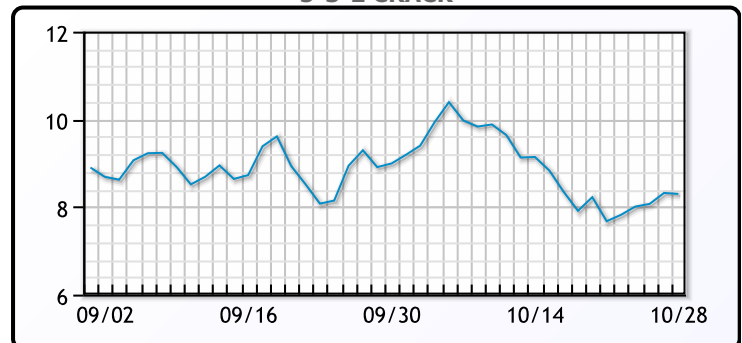
PRODUCTS

	Last	Week Ago	Month Ago
Gulf RBOB	108.5	112.17	119.11
Gulf ULSD	112.4	113.52	108.33
NYH RBOB	115.19	120.19	122.17
NYH ULSD	116.57	117.85	113.12
USGC 3%	38.38	39.88	35.88

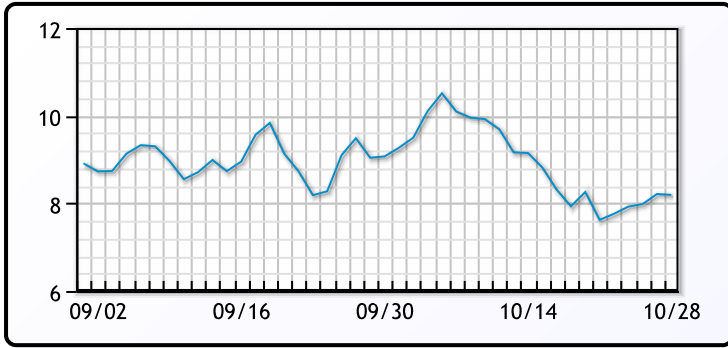
WTI Diffs



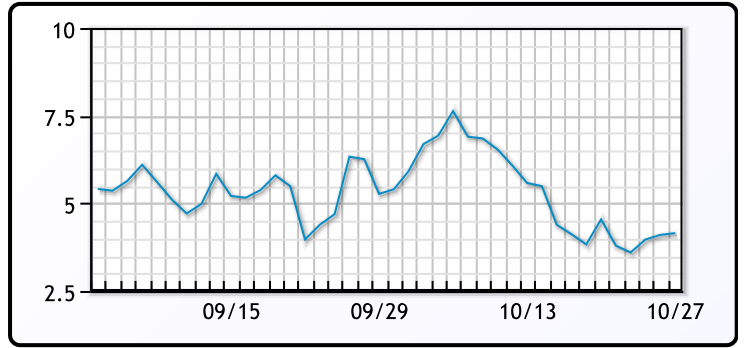
5-3-2 CRACK



3-2-1 Crack



Gulf 3-2-1 Crack



NGLs

MB

	Last	Week Ago	Month Ago
Butane	62.75	63	55
IsoButane	66.5	65.5	60
Natural Gasoline	82.5	89.25	88.5
Propane	53.75	53.625	50.75

CONWAY

	Last	Week Ago	Month Ago
Butane	65.13	64.5	52.75
IsoButane	73	69.25	62
Natural Gasoline	84	89.5	85
Propane	53.5	54.5	47.125

MB NON

	Last	Week Ago	Month Ago
Butane	65.75	65	64
IsoButane	66.5	65.5	60
Natural Gasoline	84.75	91	87.75
Propane	52.63	53.25	50.63

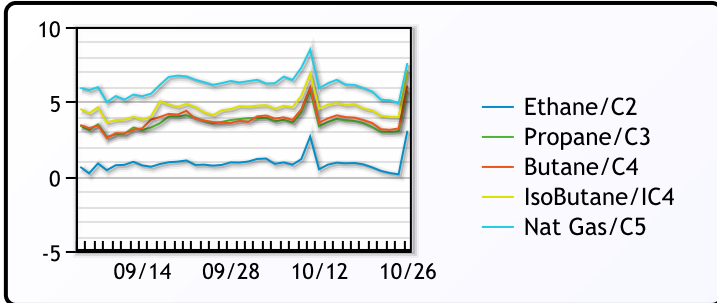
EDMONTON

	Last	Week Ago	Month Ago
Propane	30.25	31	21.5

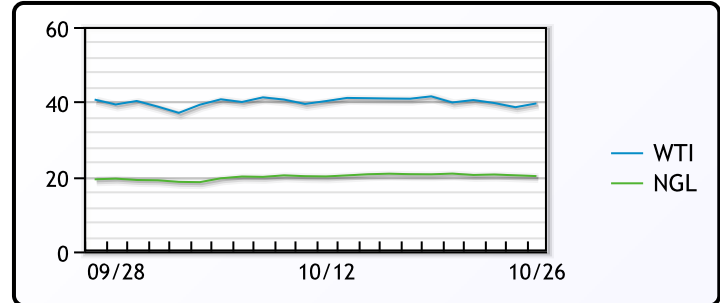
SARNIA

	Last	Week Ago	Month Ago
Propane	68	66.5	57.5

FRAC SPREAD



WTI vs NGL



FX

	Last	Change
CAD	1.3198	0.0013
DXY	93.136	0.196
Gold	1903.47	-4.52

RATES

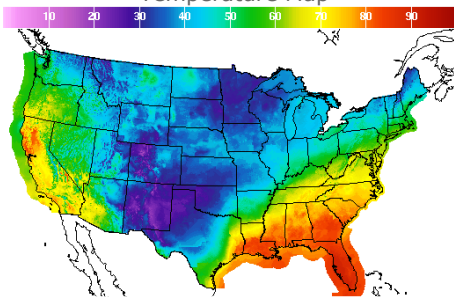
	Last	Change
US 2yr	0.1466	0.0013
US 10yr	0.7626	-0.005
CAN 10yr	0.599	-0.028

EQUITIES

	Last	Change
Nasdaq	11431.35	72.41
TSX	954.809	-5.1056
S&P 500	3390.68	-10.29

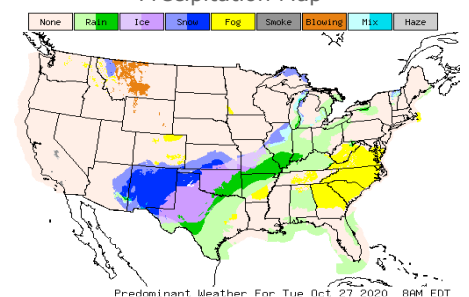
Weather Data

Temperature Map



City	HIGH °F	LOW °F
Calgary	52	33
Conway	39	14
Cushing	32	29
Denver	39	16
Houston	75	63
Mont Belvieu	75	66
Sarnia	41	35
Williston	41	11

Precipitation Map



This report has been prepared by PFL Petroleum Limited personnel for your information only and the views expressed are intended to provide market commentary and are not recommendations. This report is not an offer to sell or a solicitation of any offer to buy any security. The information contained herein has been compiled by PFL from sources believed to be reliable, but no representation or warranty, express or implied, is made by PFL Petroleum Limited, its affiliates or any other person as to its accuracy, completeness or correctness. Copyright 2017 PFL Petroleum Limited. All Rights Reserved