



MARKET DAILY

<https://www.pflpetroleum.com>
 1865 Veterans Park Dr. Suite 303
 Naples, Florida 34109
 Phone: 239-390-2885
 Fax: 239-949-0611
 Oct 22, 2020 6:54 PM

Major Energy Futures

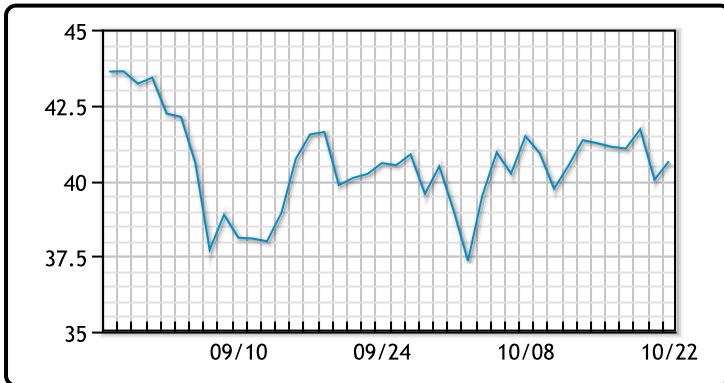
	Settle	Change
Brent	42.46	0.73
Gas Oil	336.25	-9.25
Natural Gas	3.007	-0.016
RBOB	115.81	1.78
ULSD	116.07	2.08
WTI	40.64	0.61

Market Commentary

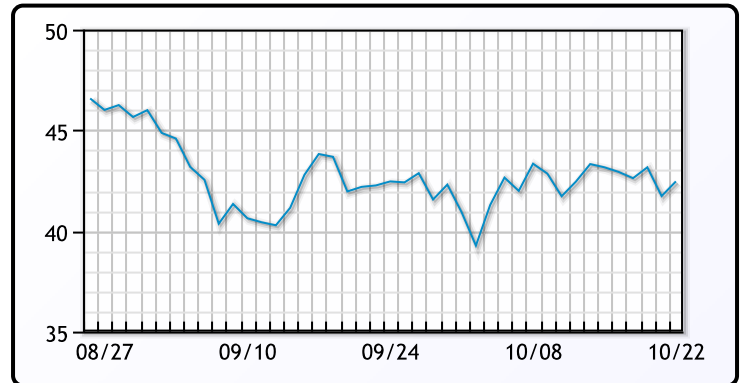
Oil increased slightly for the day remaining mostly flat coming off of yesterday's big gasoline inventory build. Looking at gasoline, overall product supplied (a proxy for demand) was down 13% year over year. Record new daily COVID-19 infection numbers in several U.S. states and in Europe, along with further coronavirus lockdowns and China's crackdown on outbound travel, all bode ill for fuel demand. All eyes are again on Washington as the two sides attempt to reach a deal on stimulus before the upcoming election. "A deal might improve the demand tone for a week or two," said Lachlan Shaw, head of commodity research at National Australia Bank. In a note today Goldman said it expects average Brent prices rising from \$43.90/bbl this year to \$59.40 next year, with WTI from \$40.10 to \$55.90/bbl. WTI traded up \$.61 or 1.52% to close at \$40.64. Brent traded up \$.73 or 1.75% to close at \$42.46.

Crude & Product Markets

WTI



BRENT



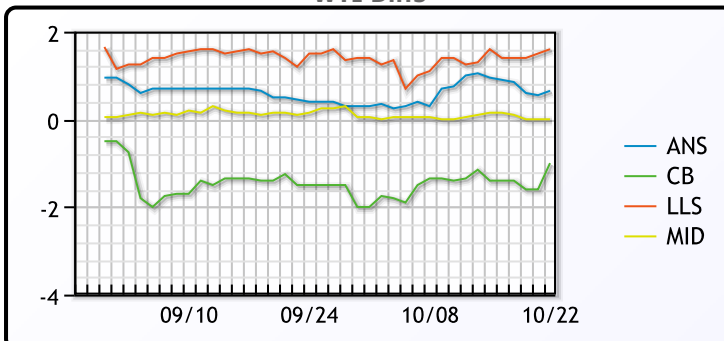
CRUDE

	Last	Week Ago	Month Ago
ANS	41.12	41.91	40
BLS	39.47	39.56	38.1
LLS	42.07	42.56	41.1
Mid	40.47	41.11	39.75
WTI	40.47	40.96	39.6

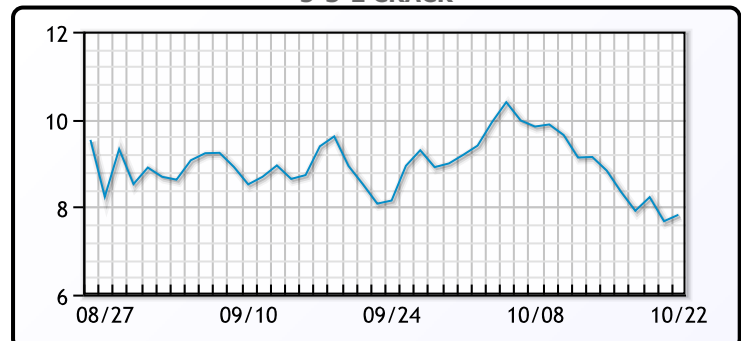
PRODUCTS

	Last	Week Ago	Month Ago
Gulf RBOB	109.52	112.75	112.43
Gulf ULSD	111.87	114.72	105.65
NYH RBOB	117.26	119.38	117.96
NYH ULSD	116.44	119.37	109.74
USGC 3%	39.63	39.13	35.88

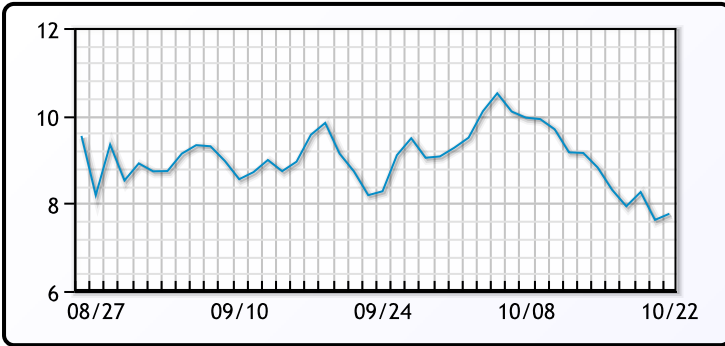
WTI Diffs



5-3-2 CRACK



3-2-1 Crack



Gulf 3-2-1 Crack



NGLs

MB

	Last	Week Ago	Month Ago
Butane	62	63	53
IsoButane	65.5	65.375	58
Natural Gasoline	86.5	92.25	87.25
Propane	53.75	53.75	49.75

MB NON

	Last	Week Ago	Month Ago
Butane	65	65	65
IsoButane	65.5	65.375	58
Natural Gasoline	87.5	91.5	85.75
Propane	52.75	53.25	49.38

CONWAY

	Last	Week Ago	Month Ago
Butane	64.5	65.25	51.5
IsoButane	71	69	64.25
Natural Gasoline	86.5	89.75	83.25
Propane	54.25	54.75	45.75

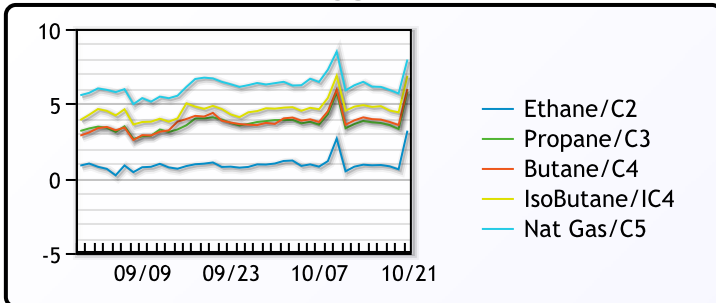
EDMONTON

	Last	Week Ago	Month Ago
Propane	30.63	30	22

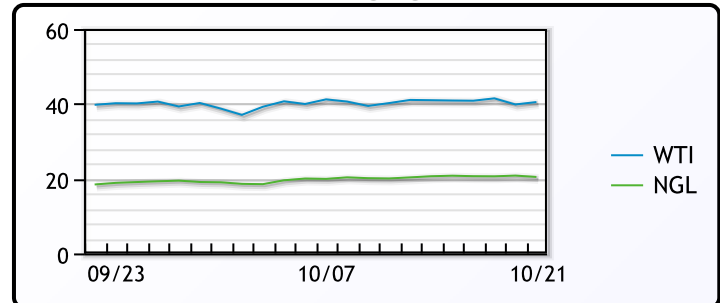
SARNIA

	Last	Week Ago	Month Ago
Propane	66.5	62	59.5

FRAC SPREAD



WTI vs NGL



FX

	Last	Change
CAD	1.3127	-0.0009
DXY	92.951	0.33999
Gold	1907.36	3.25

RATES

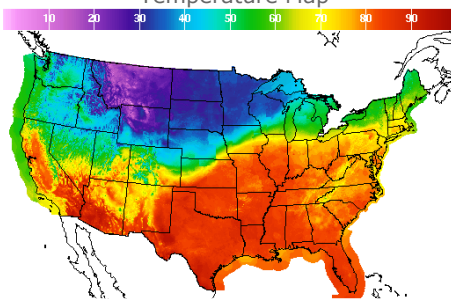
	Last	Change
US 2yr	0.1533	0.0061
US 10yr	0.8562	0.0336
CAN 10yr	0.664	0.042

EQUITIES

	Last	Change
Nasdaq	11506.01	21.32
TSX	970.52	3.8876
S&P 500	3453.49	17.93

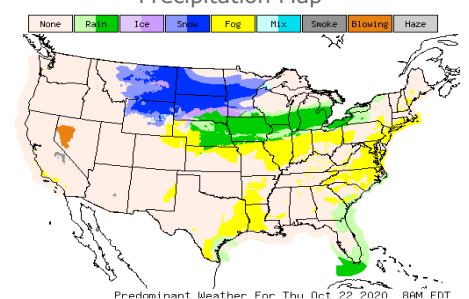
Weather Data

Temperature Map



City	HIGH °F	LOW °F
Calgary	17	8
Conway	31	20
Cushing	82	68
Denver	59	33
Houston	86	75
Mont Belvieu	81	70
Sarnia	56	49
Williston	25	14

Precipitation Map



This report has been prepared by PFL Petroleum Limited personnel for your information only and the views expressed are intended to provide market commentary and are not recommendations. This report is not an offer to sell or a solicitation of any offer to buy any security. The information contained herein has been compiled by PFL from sources believed to be reliable, but no representation or warranty, express or implied, is made by PFL Petroleum Limited, its affiliates or any other person as to its accuracy, completeness or correctness. Copyright 2017 PFL Petroleum Limited. All Rights Reserved