



# MARKET DAILY

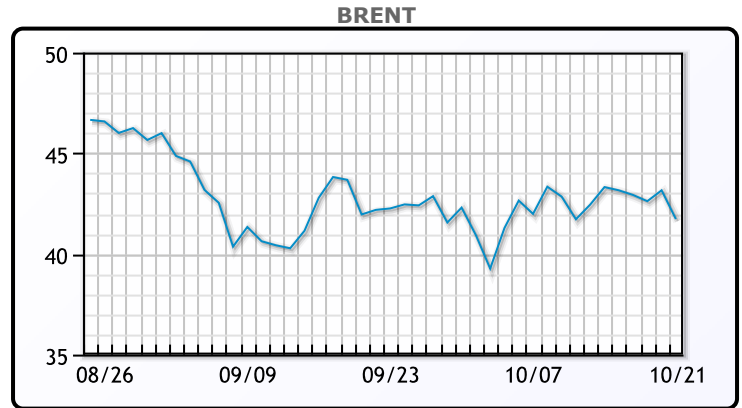
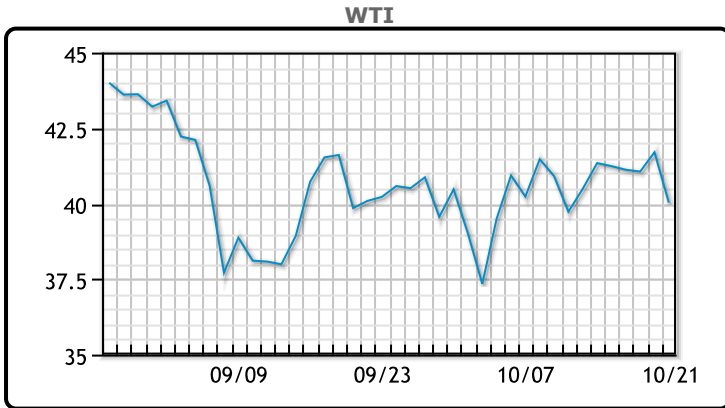
<https://www.pflpetroleum.com>  
 1865 Veterans Park Dr. Suite 303  
 Naples, Florida 34109  
 Phone: 239-390-2885  
 Fax: 239-949-0611  
 Oct 21, 2020 6:59 PM

Major Energy Futures		
	Settle	Change
Brent	41.73	-1.43
Gas Oil	328	-3.75
Natural Gas	3.023	0.11
RBOB	114.03	-4.76
ULSD	113.99	-3.36
WTI	40.03	-1.67

**Market Commentary**

Oil prices were lower today despite a larger than expected crude inventory draw. The report did outline struggling fuel demand as Gasoline and Distillate demand was down 287K/bpd and 587K/bpd respectively. Crude inventories had a draw of 1MM/bbls, pretty much in line with forecasts, but production fell 600K bpd. Refinery utilization was also down 2% to 72.9%. Gasoline stocks had a build of 1.9MM/bbls, vs a forecasted draw of -1.52MM/bbls. Distillates had another big draw of 3.83MM/bbls, which was larger than the -1.72MM/bbl draw expected despite falling demand. WTI traded down \$1.67 or -4% to close at \$40.03. Brent traded down \$1.43 or -3.31% to close at \$41.73.

## Crude & Product Markets

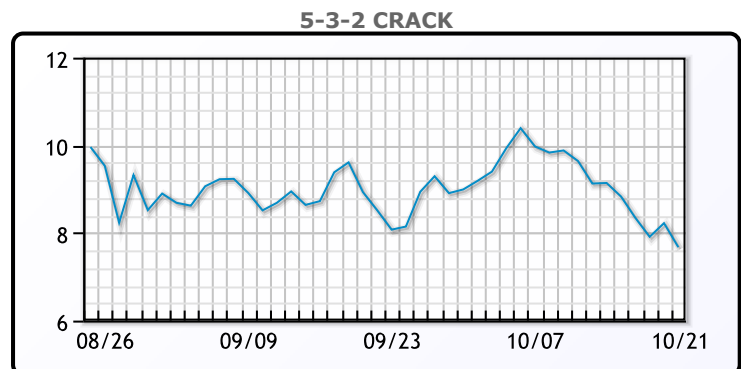
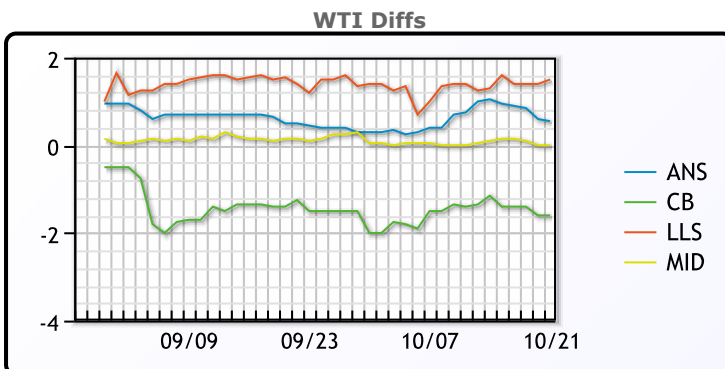


**CRUDE**

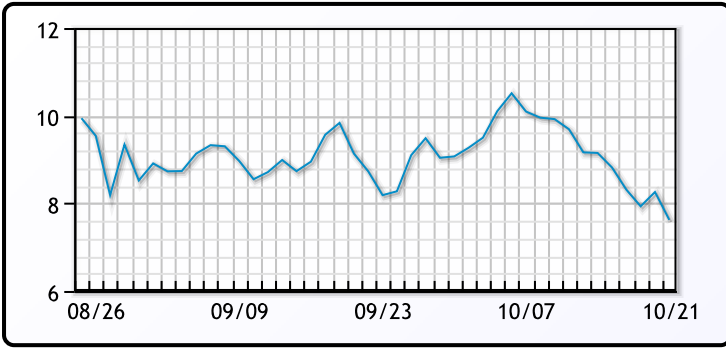
	Last	Week Ago	Month Ago
ANS	40.38	42.09	39.76
BLS	38.23	39.89	37.81
LLS	41.33	42.34	40.51
Mid	39.83	41.14	39.41
WTI	39.83	41.04	39.31

**PRODUCTS**

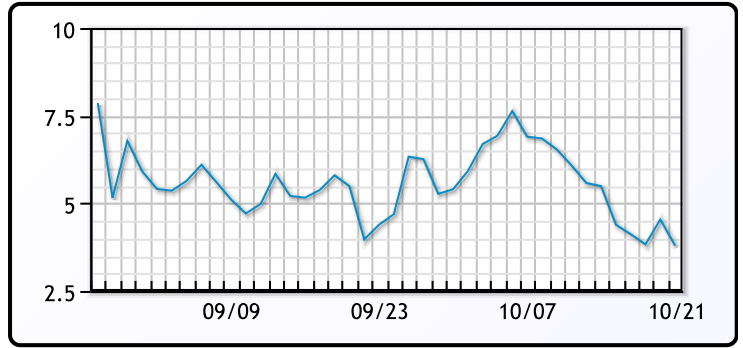
	Last	Week Ago	Month Ago
Gulf RBOB	108.28	115.21	113.46
Gulf ULSD	109.46	115.13	106.75
NYH RBOB	115.43	121.21	119.33
NYH ULSD	114.49	120.13	111.23
USGC 3%	38.88	39.38	35.88



**3-2-1 Crack**



**Gulf 3-2-1 Crack**



**NGLs**

**MB**

	Last	Week Ago	Month Ago
Butane	61.5	62.625	55.75
IsoButane	65	65.25	58.25
Natural Gasoline	89.75	90.75	90.25
Propane	53	53.5	49.375

**MB NON**

	Last	Week Ago	Month Ago
Butane	64.5	64.625	67.75
IsoButane	65	65.25	58.25
Natural Gasoline	87	92.25	85.75
Propane	53.38	52.25	51.13

**CONWAY**

	Last	Week Ago	Month Ago
Butane	64	65	52
IsoButane	70	68.5	65.5
Natural Gasoline	86	90	83
Propane	53.25	54	45

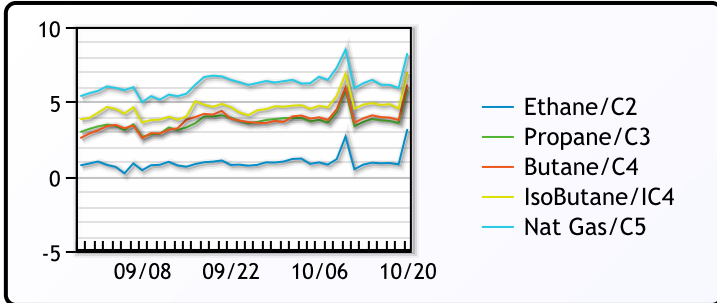
**EDMONTON**

	Last	Week Ago	Month Ago
Propane	31.13	27.75	24.25

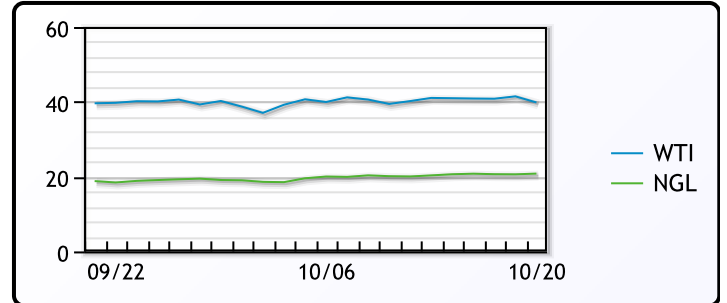
**SARNIA**

	Last	Week Ago	Month Ago
Propane	66.5	62	59.5

**FRAC SPREAD**



**WTI vs NGL**



**FX**

	Last	Change
CAD	1.3145	-0.0001
DXY	92.61101	-0.45599
Gold	1924.73	0.4

**RATES**

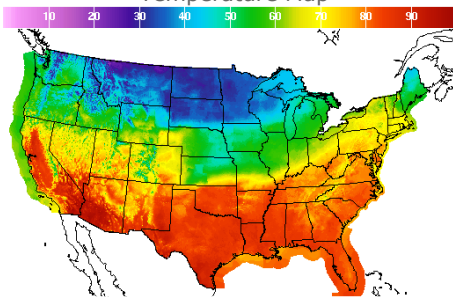
	Last	Change
US 2yr	0.1472	0.0041
US 10yr	0.8226	0.0369
CAN 10yr	0.622	0.016

**EQUITIES**

	Last	Change
Nasdaq	11484.69	-31.8
TSX	966.63	-4.9025
S&P 500	3435.56	-7.56

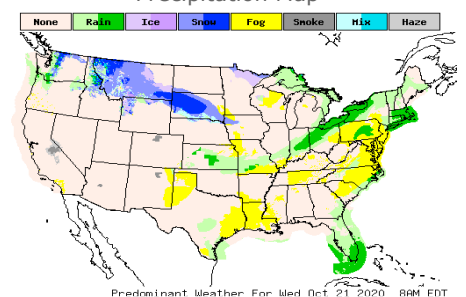
**Weather Data**

**Temperature Map**



City	HIGH °F	LOW °F
Calgary	26	17
Conway	32	23
Cushing	82	51
Denver	72	49
Houston	86	75
Mont Belvieu	83	70
Sarnia	57	48
Williston	31	11

**Precipitation Map**



This report has been prepared by PFL Petroleum Limited personnel for your information only and the views expressed are intended to provide market commentary and are not recommendations. This report is not an offer to sell or a solicitation of any offer to buy any security. The information contained herein has been compiled by PFL from sources believed to be reliable, but no representation or warranty, express or implied, is made by PFL Petroleum Limited, its affiliates or any other person as to its accuracy, completeness or correctness. Copyright 2017 PFL Petroleum Limited. All Rights Reserved