



# MARKET DAILY

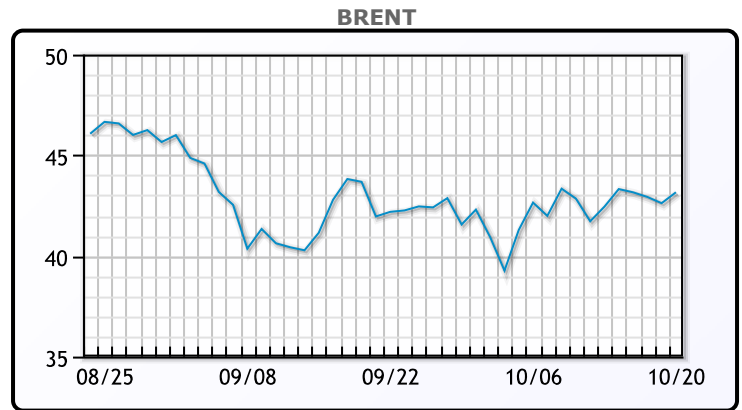
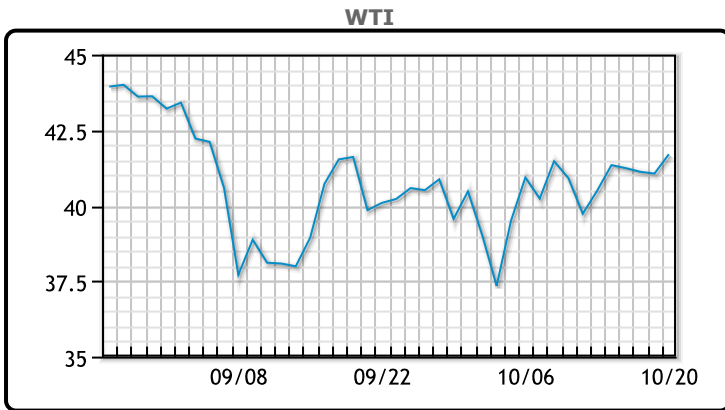
<https://www.pflpetroleum.com>  
 1865 Veterans Park Dr. Suite 303  
 Naples, Florida 34109  
 Phone: 239-390-2885  
 Fax: 239-949-0611  
 Oct 20, 2020 6:22 PM

Major Energy Futures		
	Settle	Change
Brent	43.16	0.54
Gas Oil	337.25	-3.75
Natural Gas	2.913	0.118
RBOB	118.79	2.56
ULSD	117.35	1.54
WTI	41.7	0.64

**Market Commentary**

Oil was little changed on Tuesday, pressured by the threat to demand from rising coronavirus cases, though hopes of a US stimulus package were supporting markets again. John Kilduff, partner at Again Capital in New York said "If we get a deal, I think that would be supportive, and if we don't get a deal, I think that's going to be somewhat punishing for prices". Rising cases and increased measures to try to curb that are weighing on demand and market sentiment which makes the stimulus package as relevant as ever to traders. CP rail's Q3 crude volumes were down 80% year over year, with only 5000 car loads shipped in the quarter. Energy has been the hardest hit category for the Class ones following the collapse of crude prices early this year. WTI traded up \$.64 or 1.56% to close at \$41.70. Brent traded up \$.54 or 1.27% to close at \$43.16.

## Crude & Product Markets

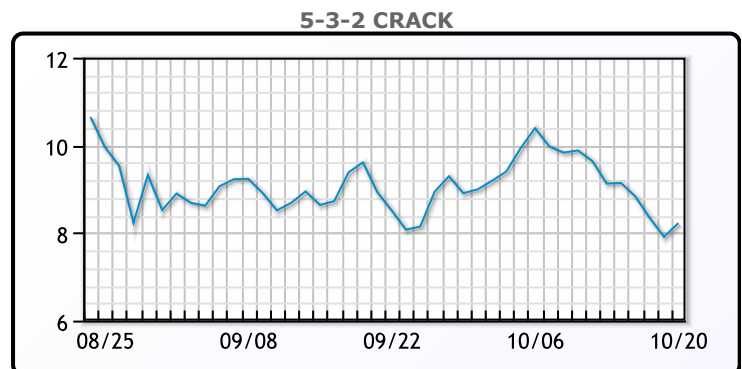
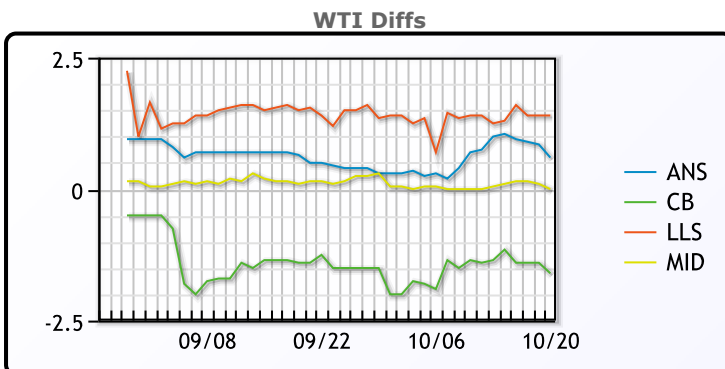


**CRUDE**

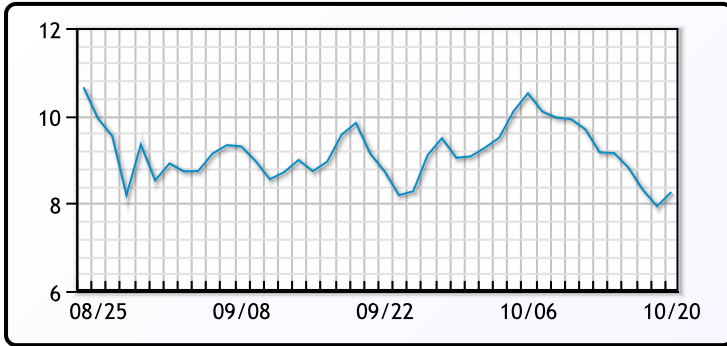
	Last	Week Ago	Month Ago
ANS	42.06	41.2	41.61
BLS	39.86	38.85	39.86
LLS	42.86	41.45	42.51
Mid	41.46	40.25	41.26
WTI	41.46	40.2	41.11

**PRODUCTS**

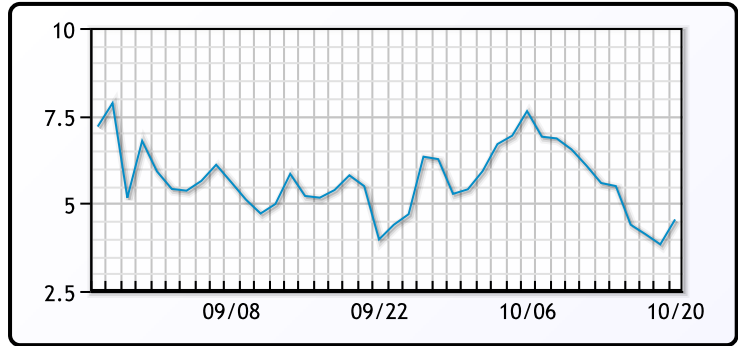
	Last	Week Ago	Month Ago
Gulf RBOB	112.17	114.27	119.16
Gulf ULSD	113.52	112.75	111.89
NYH RBOB	120.19	120.27	125.54
NYH ULSD	117.85	117.78	116.32
USGC 3%	39.88	38.38	37.38



3-2-1 Crack



Gulf 3-2-1 Crack



NGLs

MB

	Last	Week Ago	Month Ago
Butane	63	62	57.25
IsoButane	65.5	65.25	58.75
Natural Gasoline	89.25	89.5	90.25
Propane	53.625	52.5	51

CONWAY

	Last	Week Ago	Month Ago
Butane	64.5	64.25	52.25
IsoButane	69.25	68.5	65.75
Natural Gasoline	89.5	89.5	85.5
Propane	54.5	53.5	46.25

MB NON

	Last	Week Ago	Month Ago
Butane	65	64.5	69.25
IsoButane	65.5	65.25	58.75
Natural Gasoline	91	90.75	90
Propane	53.25	51.75	51.13

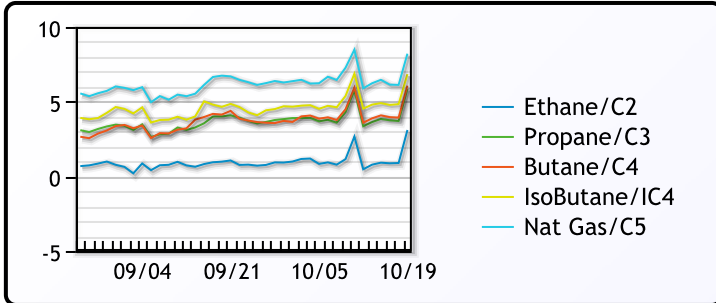
EDMONTON

	Last	Week Ago	Month Ago
Propane	31	26.75	24.25

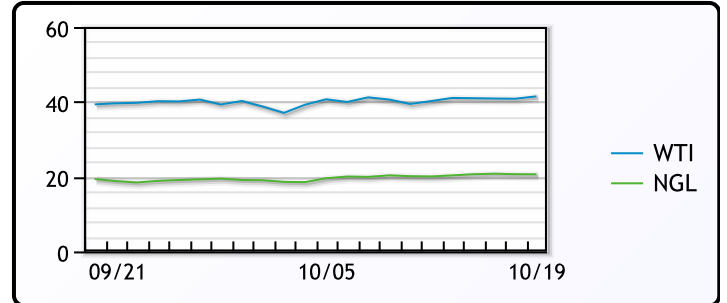
SARNIA

	Last	Week Ago	Month Ago
Propane	66.5	61	59.5

FRAC SPREAD



WTI vs NGL



FX

	Last	Change
CAD	1.3123	-0.0006
DXY	93.067	-0.36
Gold	1909.55	2.6

RATES

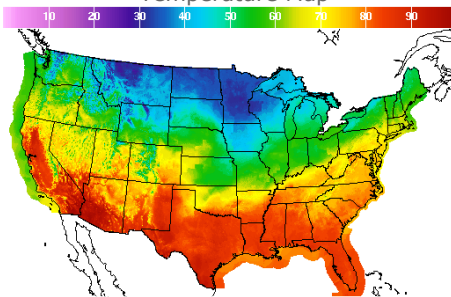
	Last	Change
US 2yr	0.1431	-0.002
US 10yr	0.7857	0.0167
CAN 10yr	0.606	0.014

EQUITIES

	Last	Change
Nasdaq	11516.49	37.61
TSX	971.53	-0.6864
S&P 500	3443.12	16.2

Weather Data

Temperature Map



City	HIGH °F	LOW °F
Calgary	34	21
Conway	32	23
Cushing	71	48
Denver	66	54
Houston	87	74
Mont Belvieu	81	71
Sarnia	49	41
Williston	31	22

Precipitation Map

