



MARKET DAILY

<https://www.pflpetroleum.com>
 1865 Veterans Park Dr. Suite 303
 Naples, Florida 34109
 Phone: 239-390-2885
 Fax: 239-949-0611
 Oct 16, 2020 6:08 PM

Major Energy Futures

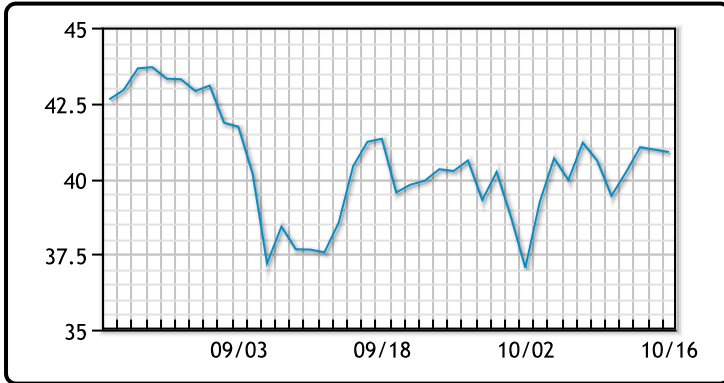
	Settle	Change
Brent	42.93	-0.23
Gas Oil	344.75	-1.5
Natural Gas	2.773	0.139
RBOB	116.88	-1.71
ULSD	117.91	-0.38
WTI	40.88	-0.08

Market Commentary

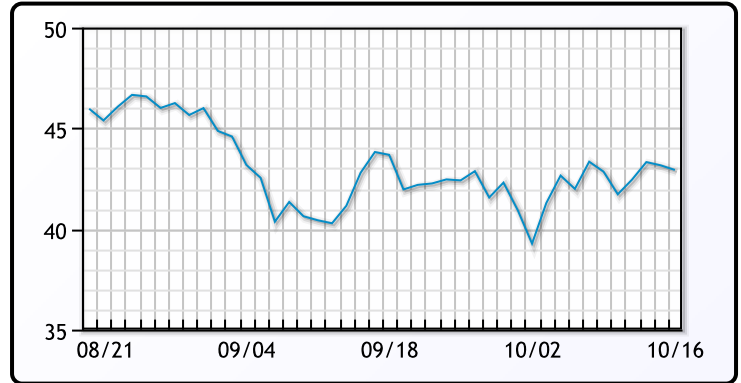
Oil prices edged lower today as concerns over COVID 19 are reverberating again in crude markets. Yesterday marked the highest daily global increase of new cases ever, with the number of US cases yesterday coming in at the highest level since 8/1. In response to the crisis, the US government (and countries around the globe) unveiled unprecedented amounts of stimulus spending. It was reported today that the US budget deficit for FY2020 tripled to \$3.1 trillion "The reality is that we're now seeing a pretty active spread of the pandemic across Europe and it's spreading again in North America, and that potentially will weigh on oil demand recovery," said Lachlan Shaw, head of commodity research at the National Bank of Australia. Open interest in energy commodities declined across the board yesterday - signaling liquidation of previous long positions as even OPEC admitted they had overestimated the demand recovery. Illinois regulators approved the route and expansion of new pumping stations for the Dakota Access Pipeline that will move oil from the Bakken region through North Dakota, South Dakota, Iowa and Illinois, bringing the line's capacity for 570K bpd to 1.1 mill bpd. WTI traded down \$.08 or -.2% to close at \$40.88. Brent traded down \$.23 or -.53% to close at \$42.93.

Crude & Product Markets

WTI



BRENT



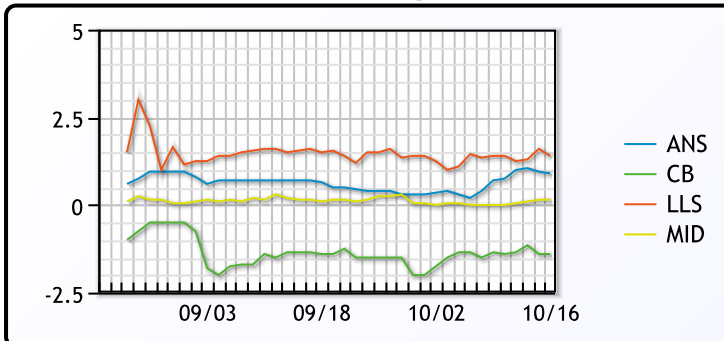
CRUDE

	Last	Week Ago	Month Ago
ANS	41.78	41.3	40.81
BLS	39.48	39.25	38.76
LLS	42.28	42	41.66
Mid	41.03	40.6	40.26
WTI	40.88	40.6	40.16

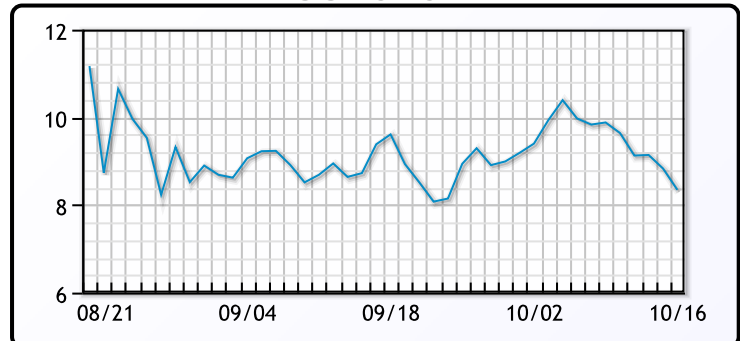
PRODUCTS

	Last	Week Ago	Month Ago
Gulf RBOB	112	117.82	114.26
Gulf ULSD	113.76	115.71	107.43
NYH RBOB	118.25	123.07	120.51
NYH ULSD	118.66	119.71	111.5
USGC 3%	39.63	38.38	37.13

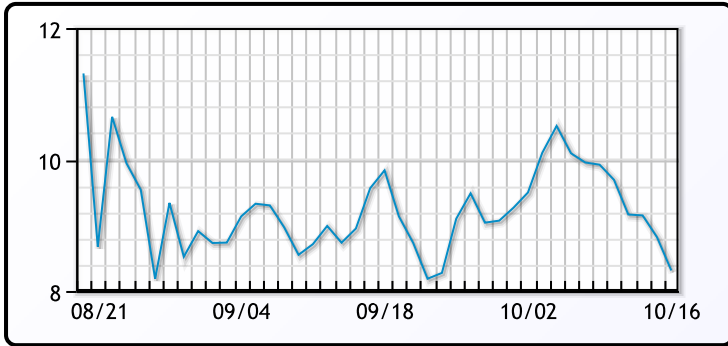
WTI Diffs



5-3-2 CRACK



3-2-1 Crack



Gulf 3-2-1 Crack



NGLs

MB

	Last	Week Ago	Month Ago
Butane	62.5	61	59.25
IsoButane	64.875	65	60.25
Natural Gasoline	90.5	95.25	84
Propane	53.25	52.375	51.25

CONWAY

	Last	Week Ago	Month Ago
Butane	64.25	63.5	51
IsoButane	68.75	69	66
Natural Gasoline	88.5	90	82.5
Propane	53.875	53.625	45.25

MB NON

	Last	Week Ago	Month Ago
Butane	64.5	64	71.25
IsoButane	64.875	65	60.25
Natural Gasoline	90.75	93	88.25
Propane	53.75	52.63	49.75

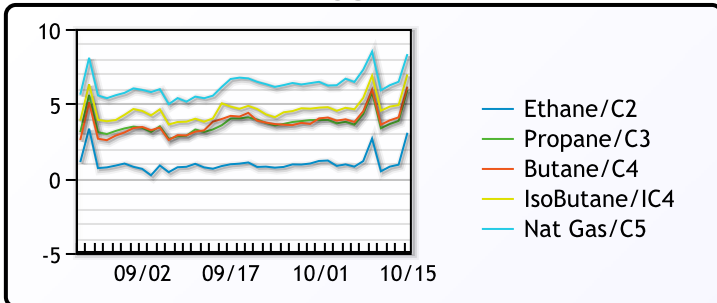
EDMONTON

	Last	Week Ago	Month Ago
Propane	31.75	28.5	19.25

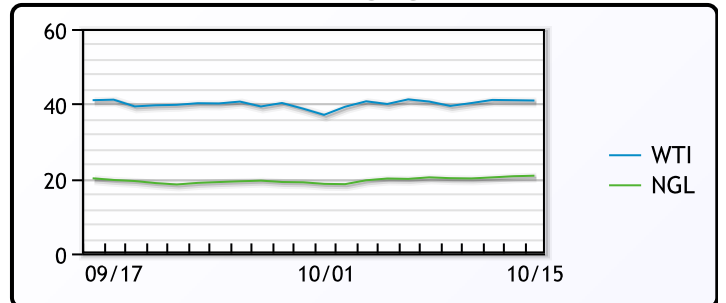
SARNIA

	Last	Week Ago	Month Ago
Propane	66.5	61	56

FRAC SPREAD



WTI vs NGL



FX

	Last	Change
CAD	1.3189	-0.0032
DXY	93.722	-0.134
Gold	1899.29	-9.42

RATES

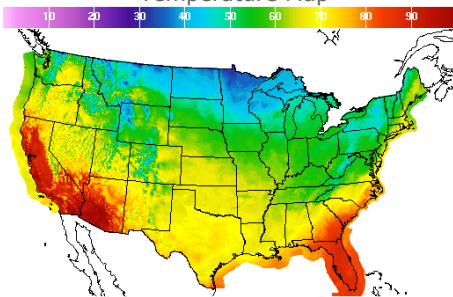
	Last	Change
US 2yr	0.1431	0.0041
US 10yr	0.7456	0.0134
CAN 10yr	0.575	0.006

EQUITIES

	Last	Change
Nasdaq	11671.56	-42.31
TSX	982.67	-3.9609
S&P 500	3483.81	0.47

Weather Data

Temperature Map



City	HIGH °F	LOW °F
Calgary	35	27
Conway	37	28
Cushing	67	44
Denver	68	40
Houston	74	60
Mont Belvieu	71	57
Sarnia	51	36
Williston	41	30

Precipitation Map

