



# MARKET DAILY

<https://www.pflpetroleum.com>  
 1865 Veterans Park Dr. Suite 303  
 Naples, Florida 34109  
 Phone: 239-390-2885  
 Fax: 239-949-0611  
 Oct 15, 2020 7:32 PM

## Major Energy Futures

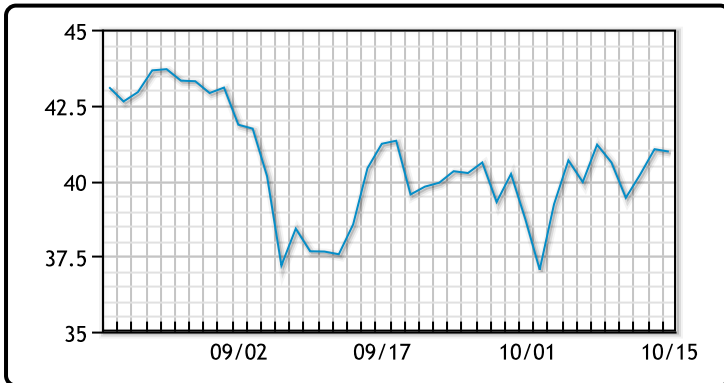
	Settle	Change
Brent	43.16	-0.16
Gas Oil	341.5	3.75
Natural Gas	2.775	0.139
RBOB	118	-1.71
ULSD	118.87	-0.38
WTI	40.96	-0.08

## Market Commentary

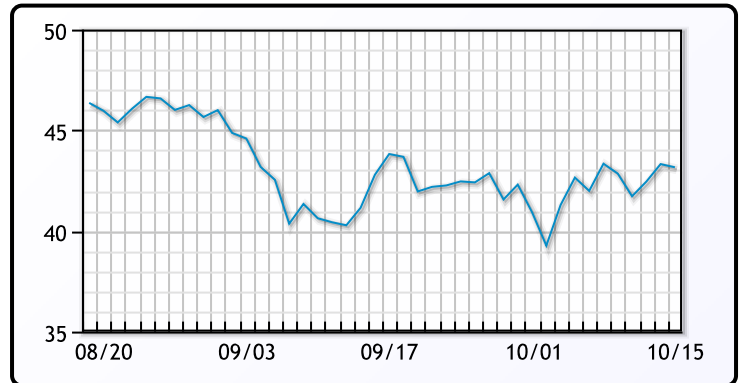
Oil was flat for the day despite a much larger than expected draw in crude stocks. Crudes inventories had a draw of -3.82MM/bbls, vs a forecasted draw of -2.29MM/bbls. A significant amount of crude was drawn down in the gulf coast region, offset by increases in the Midwest. "There is no doubt that the hurricane made the draws larger," said Phil Flynn, senior analyst at Price Futures Group in Chicago. Crude Production was down 500K/bpd and utilization was down 2% at 75.5%. Gasoline stocks had a draw of -1.63MM/bbls, vs a forecasted draw of -1.49MM/bbls while demand was down 320K/bpd. Distillate stocks were drawn down 7.25MM/bbls, vs a forecasted draw of 1.93mm/bbls. Almost all of the distillate draw can be attributed to the Gulf Coast as well. Distillate demand actually increased w/w by 307K/bpd. WTI traded down \$.08 or -.19% to close at \$40.96. Brent traded down \$.16 or -.37% to close at \$43.16.

## Crude & Product Markets

WTI



BRENT



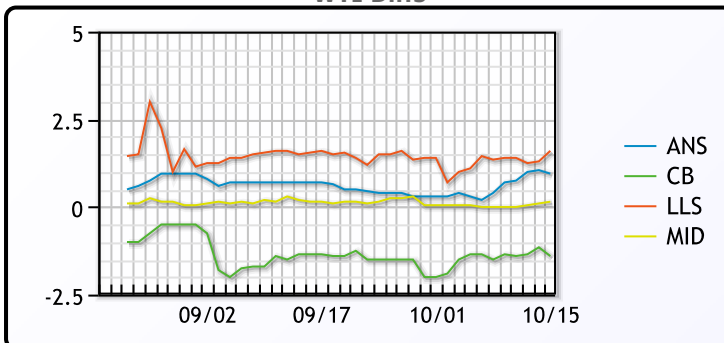
CRUDE

	Last	Week Ago	Month Ago
ANS	41.91	41.59	38.98
BLS	39.56	39.69	36.93
LLS	42.56	42.54	39.88
Mid	41.11	41.19	38.43
WTI	40.96	41.19	38.28

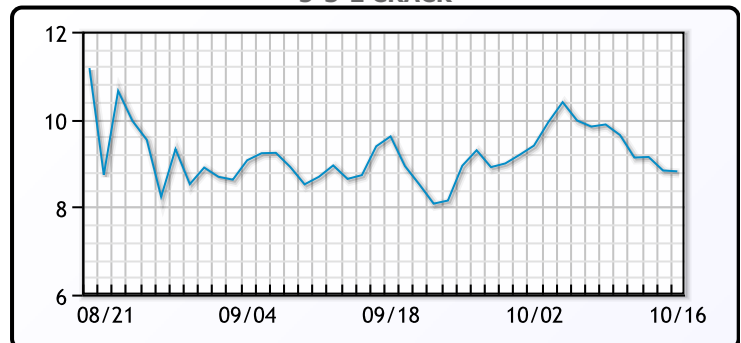
PRODUCTS

	Last	Week Ago	Month Ago
Gulf RBOB	112.75	121.79	109.74
Gulf ULSD	114.72	115.63	105.73
NYH RBOB	119.38	126.41	115.31
NYH ULSD	119.37	120.11	110.06
USGC 3%	39.13	37.88	35.63

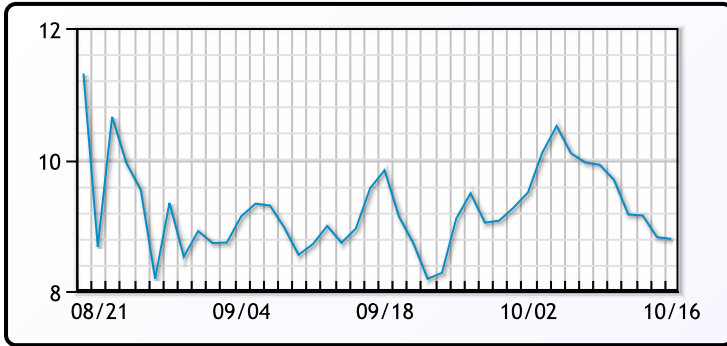
WTI Diffs



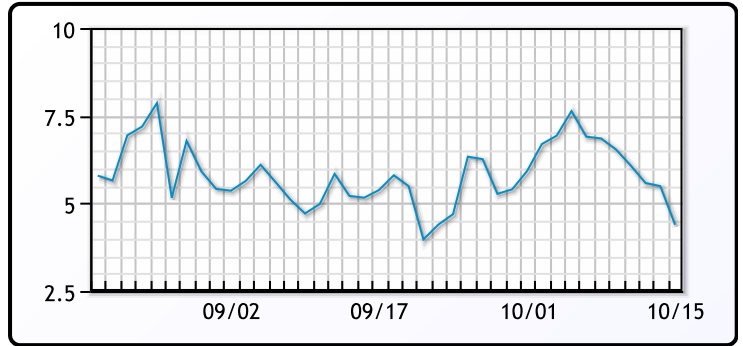
5-3-2 CRACK



**3-2-1 Crack**



**Gulf 3-2-1 Crack**



**NGLs**

**MB**

	Last	Week Ago	Month Ago
Butane	63	61.5	57.5
IsoButane	65.375	65	58.5
Natural Gasoline	92.25	92	82
Propane	53.75	53	49.75

**CONWAY**

	Last	Week Ago	Month Ago
Butane	65.25	63.75	48.5
IsoButane	69	65	65
Natural Gasoline	89.75	92.5	80.5
Propane	54.75	54.625	44.375

**MB NON**

	Last	Week Ago	Month Ago
Butane	65	64.5	67.5
IsoButane	65.375	65	58.5
Natural Gasoline	91.5	96	83.5
Propane	53.25	50.88	48.38

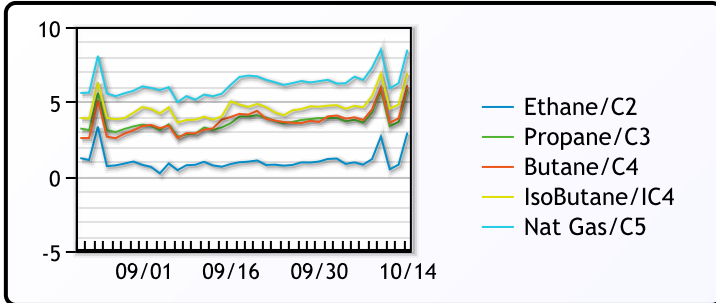
**EDMONTON**

	Last	Week Ago	Month Ago
Propane	30	26	17.88

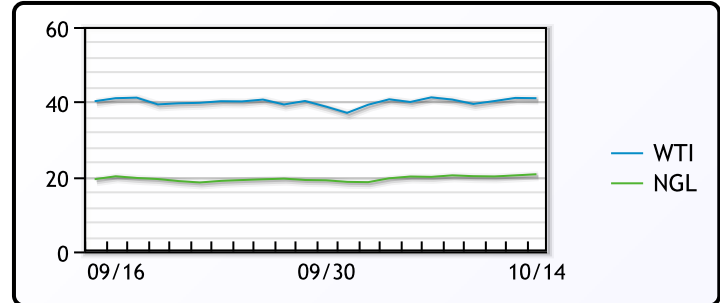
**SARNIA**

	Last	Week Ago	Month Ago
Propane	62	61	57.5

**FRAC SPREAD**



**WTI vs NGL**



**FX**

	Last	Change
CAD	1.3224	0.0003
DXY	93.856	0.474
Gold	1908.29	-0.42

**RATES**

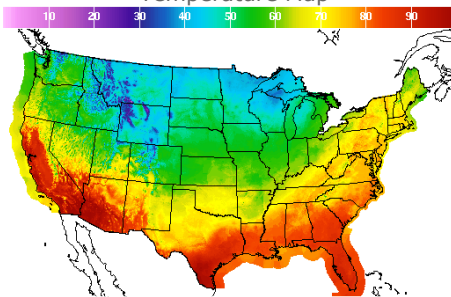
	Last	Change
US 2yr	0.139	0
US 10yr	0.7322	0.0066
CAN 10yr	0.569	-0.013

**EQUITIES**

	Last	Change
Nasdaq	11713.87	-54.86
TSX	986.631	2.6432
S&P 500	3483.34	-5.33

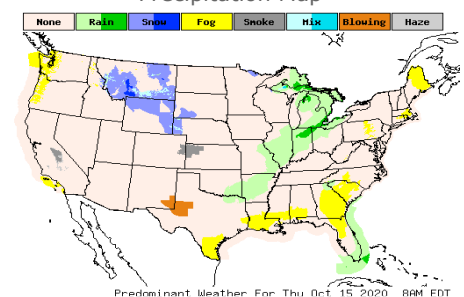
**Weather Data**

**Temperature Map**



City	HIGH °F	LOW °F
Calgary	39	29
Conway	40	30
Cushing	70	54
Denver	52	42
Houston	86	75
Mont Belvieu	83	73
Sarnia	62	45
Williston	42	33

**Precipitation Map**



This report has been prepared by PFL Petroleum Limited personnel for your information only and the views expressed are intended to provide market commentary and are not recommendations. This report is not an offer to sell or a solicitation of any offer to buy any security. The information contained herein has been compiled by PFL from sources believed to be reliable, but no representation or warranty, express or implied, is made by PFL Petroleum Limited, its affiliates or any other person as to its accuracy, completeness or correctness. Copyright 2017 PFL Petroleum Limited. All Rights Reserved