



MARKET DAILY

<https://www.pflpetroleum.com>
 1865 Veterans Park Dr. Suite 303
 Naples, Florida 34109
 Phone: 239-390-2885
 Fax: 239-949-0611
 Oct 14, 2020 7:07 PM

Major Energy Futures

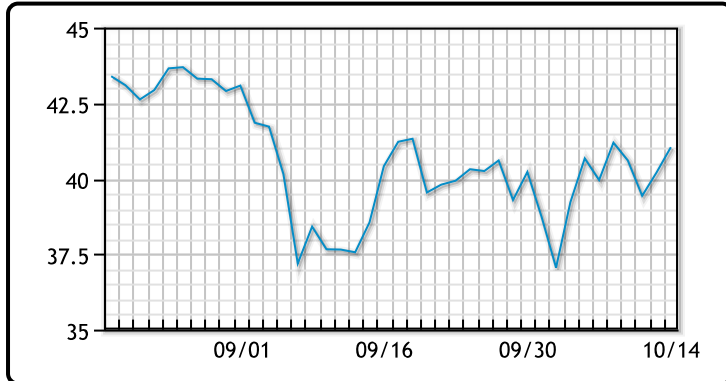
| | Settle | Change |
|-------------|--------|--------|
| Brent | 43.32 | 0.87 |
| Gas Oil | 343 | 2.25 |
| Natural Gas | 2.636 | -0.219 |
| RBOB | 119.71 | 1.44 |
| ULSD | 119.25 | 2.35 |
| WTI | 41.04 | 0.84 |

Market Commentary

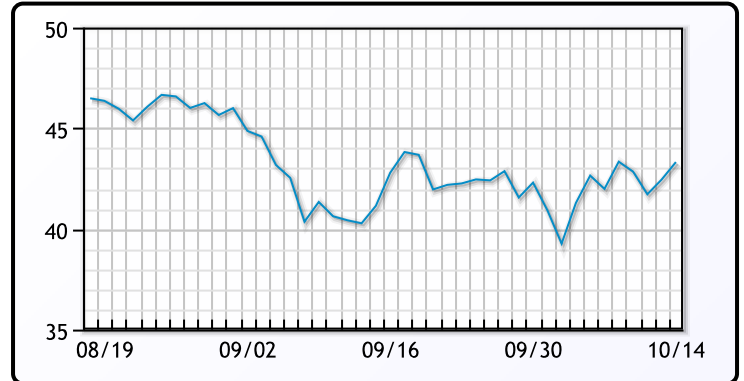
Oil prices closed higher for the day after initially trading up earlier in the day on strong equities and weaker dollar. This week's inventory report is delayed due to Columbus Day on Monday but the market is expecting a draw across the board when the report comes out tomorrow. The market also continues to be worried about new Coronavirus restrictions, as Frances President Macron announced new curfews for Paris and 8 other French cities. "There is a risk that the demand recovery is stalled by the recent increase in COVID-19 cases in many countries," the International Energy Agency said on Wednesday. "The longer term offers little encouragement for producers; the curve shows prices not reaching \$50/bbl until 2023. Truly, those wishing to bring about a tighter oil market are looking at a moving target." WTI traded up \$.84 or 2.09% to close at \$41.04. Brent traded up \$.87 or 2.05% to close at \$43.32.

Crude & Product Markets

WTI



BRENT



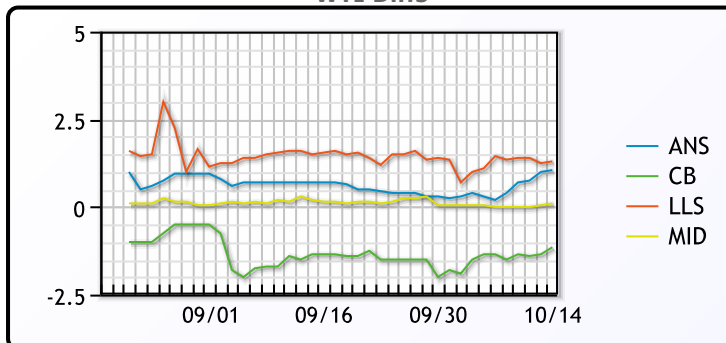
CRUDE

| | Last | Week Ago | Month Ago |
|-----|-------|----------|-----------|
| ANS | 42.09 | 40.15 | 37.96 |
| BLS | 39.89 | 38.6 | 35.91 |
| LLS | 42.34 | 41.4 | 38.81 |
| Mid | 41.14 | 39.95 | 37.41 |
| WTI | 41.04 | 39.95 | 37.26 |

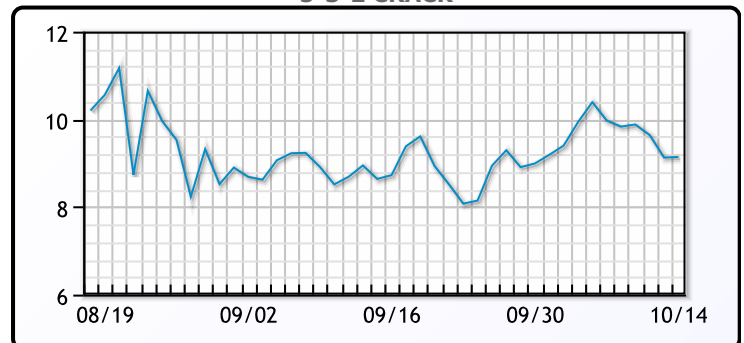
PRODUCTS

| | Last | Week Ago | Month Ago |
|-----------|--------|----------|-----------|
| Gulf RBOB | 115.21 | 119.09 | 106.18 |
| Gulf ULSD | 115.13 | 112.23 | 105.46 |
| NYH RBOB | 121.21 | 123.09 | 111.81 |
| NYH ULSD | 120.13 | 116.58 | 109.46 |
| USGC 3% | 39.38 | 36.63 | 34.88 |

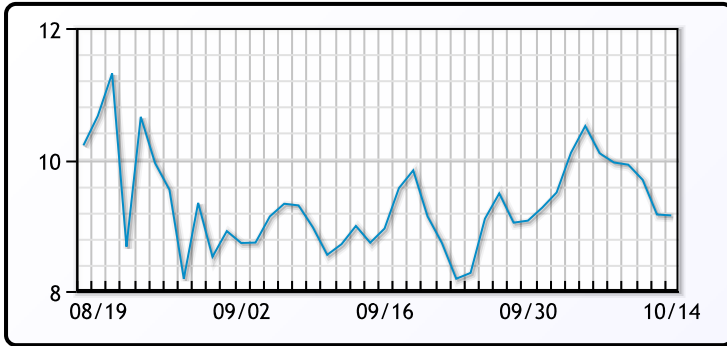
WTI Diffs



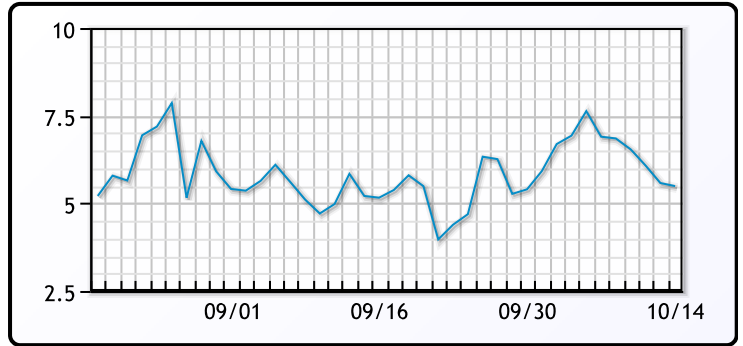
5-3-2 CRACK



3-2-1 Crack



Gulf 3-2-1 Crack



NGLs

MB

| | Last | Week Ago | Month Ago |
|------------------|--------|----------|-----------|
| Butane | 62.625 | 59.5 | 56 |
| IsoButane | 65.25 | 62.5 | 58 |
| Natural Gasoline | 90.75 | 92.75 | 80.5 |
| Propane | 53.5 | 51.125 | 48.5 |

CONWAY

| | Last | Week Ago | Month Ago |
|------------------|------|----------|-----------|
| Butane | 65 | 61.25 | 47.75 |
| IsoButane | 68.5 | 65 | 64 |
| Natural Gasoline | 90 | 88 | 78.5 |
| Propane | 54 | 52 | 43 |

MB NON

| | Last | Week Ago | Month Ago |
|------------------|--------|----------|-----------|
| Butane | 64.625 | 62.5 | 63 |
| IsoButane | 65.25 | 62.5 | 58 |
| Natural Gasoline | 92.25 | 91.5 | 81.25 |
| Propane | 52.25 | 51.13 | 47 |

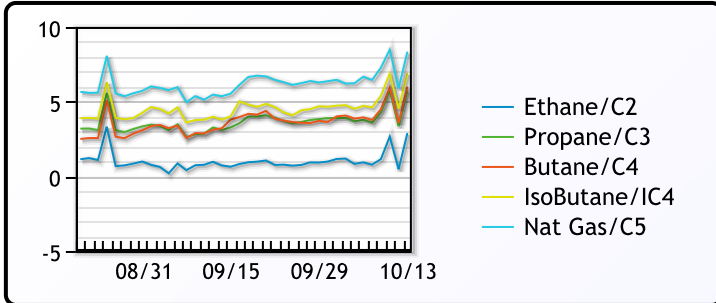
EDMONTON

| | Last | Week Ago | Month Ago |
|---------|-------|----------|-----------|
| Propane | 27.75 | 26 | 17.25 |

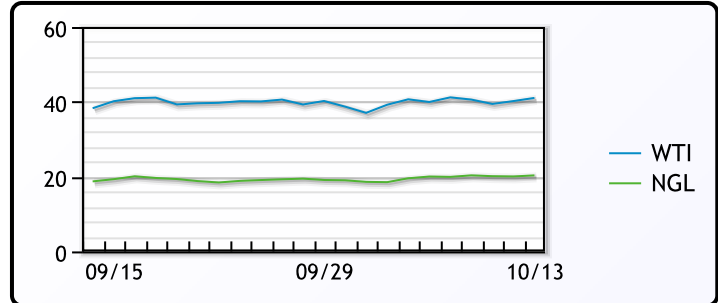
SARNIA

| | Last | Week Ago | Month Ago |
|---------|------|----------|-----------|
| Propane | 62 | 60 | 58 |

FRAC SPREAD



WTI vs NGL



FX

| | Last | Change |
|------|--------|----------|
| CAD | 1.3152 | 0.0006 |
| DXY | 93.382 | -0.14901 |
| Gold | 1900.2 | -1.32 |

RATES

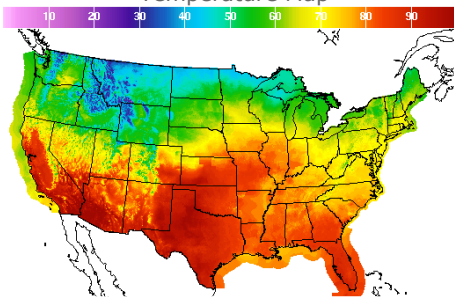
| | Last | Change |
|----------|--------|---------|
| US 2yr | 0.139 | 0 |
| US 10yr | 0.7256 | -0.0016 |
| CAN 10yr | 0.582 | -0.005 |

EQUITIES

| | Last | Change |
|---------|----------|---------|
| Nasdaq | 11768.73 | -95.17 |
| TSX | 983.988 | -3.8376 |
| S&P 500 | 3488.67 | -23.26 |

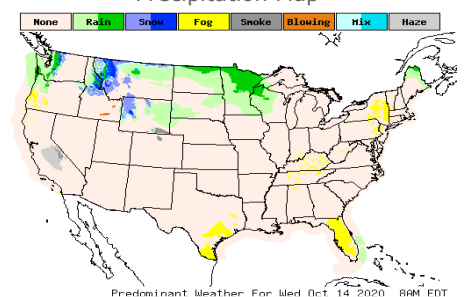
Weather Data

Temperature Map



| City | HIGH °F | LOW °F |
|--------------|---------|--------|
| Calgary | 41 | 30 |
| Conway | 50 | 36 |
| Cushing | 87 | 59 |
| Denver | 75 | 61 |
| Houston | 87 | 71 |
| Mont Belvieu | 80 | 64 |
| Sarnia | 60 | 47 |
| Williston | 49 | 37 |

Precipitation Map



This report has been prepared by PFL Petroleum Limited personnel for your information only and the views expressed are intended to provide market commentary and are not recommendations. This report is not an offer to sell or a solicitation of any offer to buy any security. The information contained herein has been compiled by PFL from sources believed to be reliable, but no representation or warranty, express or implied, is made by PFL Petroleum Limited, its affiliates or any other person as to its accuracy, completeness or correctness. Copyright 2017 PFL Petroleum Limited. All Rights Reserved