



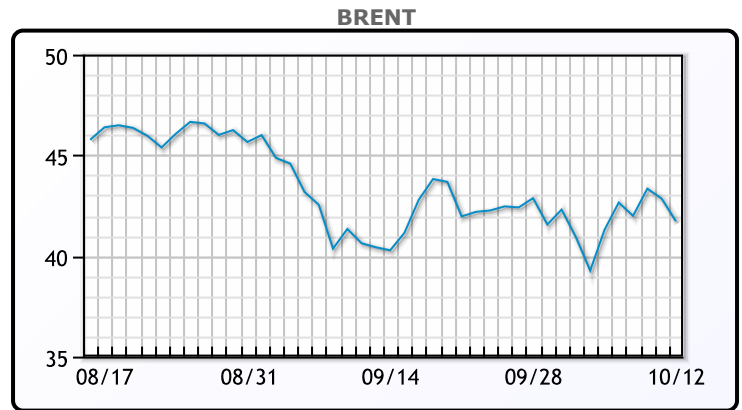
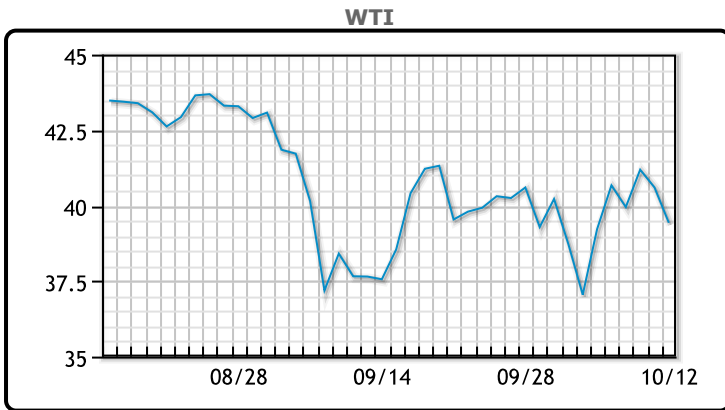
MARKET DAILY

<https://www.pflpetroleum.com>
 1865 Veterans Park Dr. Suite 303
 Naples, Florida 34109
 Phone: 239-390-2885
 Fax: 239-949-0611
 Oct 12, 2020 6:50 PM

Major Energy Futures		
	Settle	Change
Brent	41.72	-1.13
Gas Oil	337	2.75
Natural Gas	2.881	0.14
RBOB	117.57	-2.75
ULSD	115.71	-3.62
WTI	39.43	-1.17

Market Commentary
 Oil prices fell today as Gulf production is brought back on line, Norway ended its oil strike, and Libya ends its force majeure on its Sharara oil field. Libya's production now stands at 355K/bpd, but they say they could be producing 700K/bpd in just a couple weeks. "Renewed post hurricane production in the Gulf of Mexico, an apparent restart over the weekend of Libya's largest oil field and today's strength in the U.S. dollar increase the possibility of a WTI downswing back to the early October lows," said Jim Ritterbusch, of Ritterbusch and Associates. Prices were also pressured by a jump in new COVID-19 cases, which has raised the specter of more lockdowns which could dampen demand for oil. WTI traded down \$1.17 or -2.73% to close at \$39.43. Brent traded down \$1.13 or -2.64% to close at \$41.72.

Crude & Product Markets

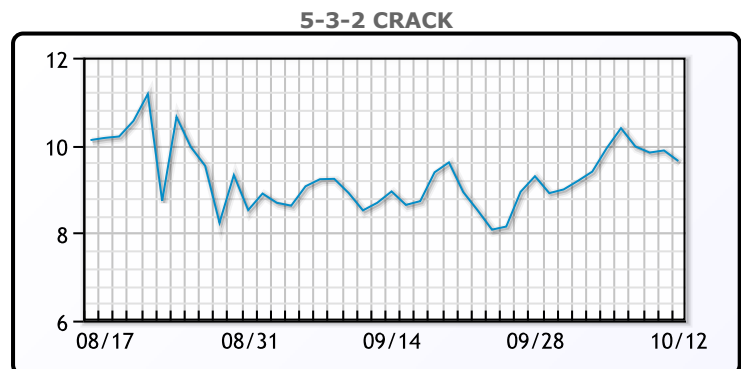
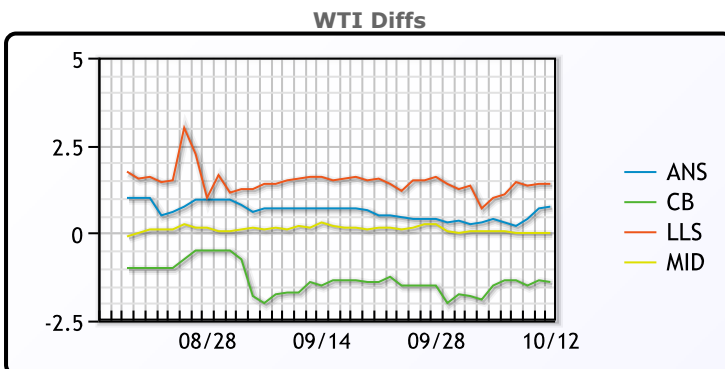


CRUDE

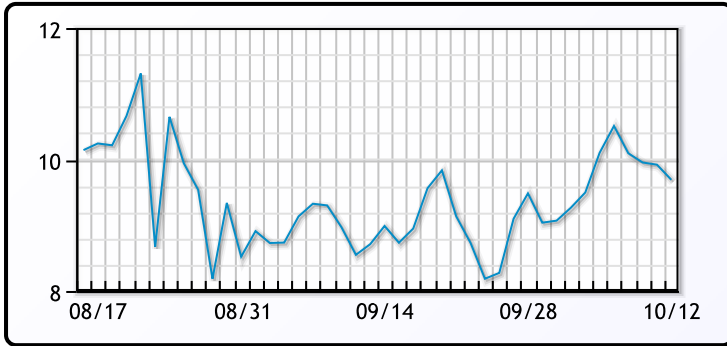
	Last	Week Ago	Month Ago
ANS	40.18	39.62	38.03
BLS	38.03	37.72	35.98
LLS	40.83	40.22	38.83
Mid	39.43	39.27	37.53
WTI	39.43	39.22	37.33

PRODUCTS

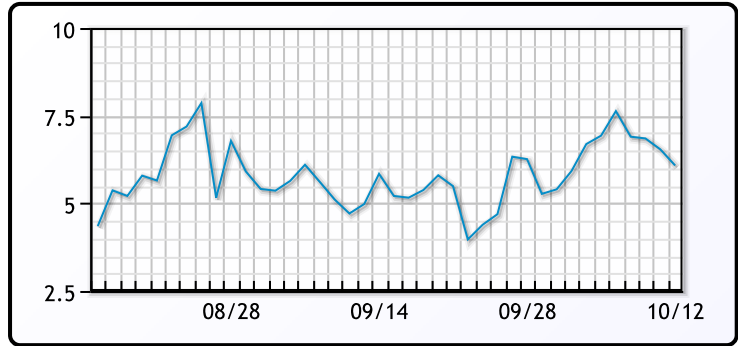
	Last	Week Ago	Month Ago
Gulf RBOB	114.07	117.91	104.24
Gulf ULSD	111.74	108.75	104.71
NYH RBOB	120.07	122.66	115.49
NYH ULSD	116.91	113.83	108.71
USGC 3%	37.38	36.38	34.63



3-2-1 Crack



Gulf 3-2-1 Crack



NGLs

MB

	Last	Week Ago	Month Ago
Butane	60.75	58.25	53.75
IsoButane	65	61.25	56.75
Natural Gasoline	92.25	82.75	82.25
Propane	52	51	47

CONWAY

	Last	Week Ago	Month Ago
Butane	63.25	59.75	47.5
IsoButane	68.5	62.25	63
Natural Gasoline	88	85.75	78
Propane	53	51	42

MB NON

	Last	Week Ago	Month Ago
Butane	63.75	61.25	60.75
IsoButane	65	61.25	56.75
Natural Gasoline	90.25	87.75	80.25
Propane	52.38	48.13	45.63

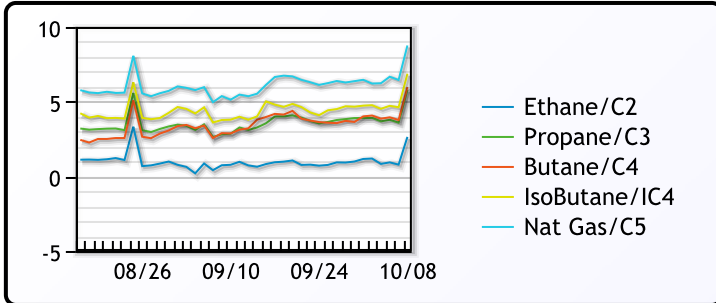
EDMONTON

	Last	Week Ago	Month Ago
Propane	28	22.75	16.75

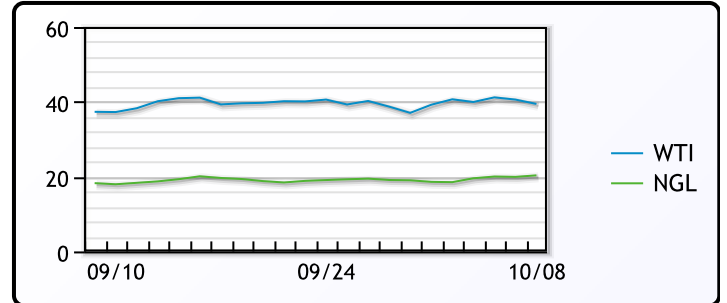
SARNIA

	Last	Week Ago	Month Ago
Propane	61	59.75	58

FRAC SPREAD



WTI vs NGL



FX

	Last	Change
CAD	1.3111	-0.0003
DXY	93.065	0.00799
Gold	1924.51	1.74

RATES

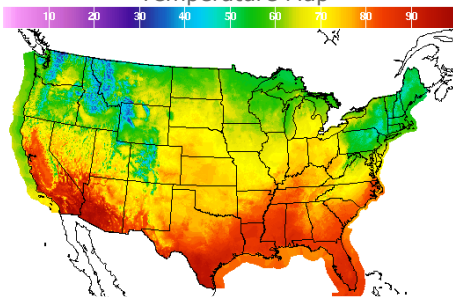
	Last	Change
US 2yr	0.1529	0
US 10yr	0.7737	0
CAN 10yr	0.628	0

EQUITIES

	Last	Change
Nasdaq	11876.26	296.32
TSX	990.949	-0.3345
S&P 500	3534.22	57.09

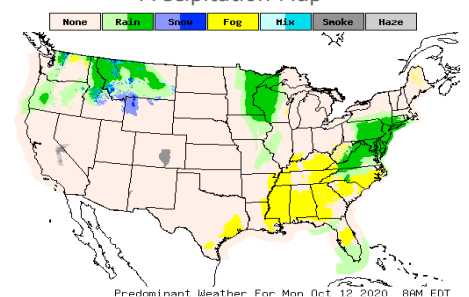
Weather Data

Temperature Map



City	HIGH °F	LOW °F
Calgary	42	36
Conway	59	45
Cushing	77	59
Denver	73	50
Houston	88	76
Mont Belvieu	86	74
Sarnia	69	49
Williston	56	41

Precipitation Map



This report has been prepared by PFL Petroleum Limited personnel for your information only and the views expressed are intended to provide market commentary and are not recommendations. This report is not an offer to sell or a solicitation of any offer to buy any security. The information contained herein has been compiled by PFL from sources believed to be reliable, but no representation or warranty, express or implied, is made by PFL Petroleum Limited, its affiliates or any other person as to its accuracy, completeness or correctness. Copyright 2017 PFL Petroleum Limited. All Rights Reserved