



# MARKET DAILY

<http://www.pflpetroleum.com>  
 1865 Veterans Park Dr. Suite 303  
 Naples, Florida 34109  
 Phone: 239-390-2885  
 Fax: 239-949-0611  
 Oct 1, 2020 7:49 PM

## Major Energy Futures

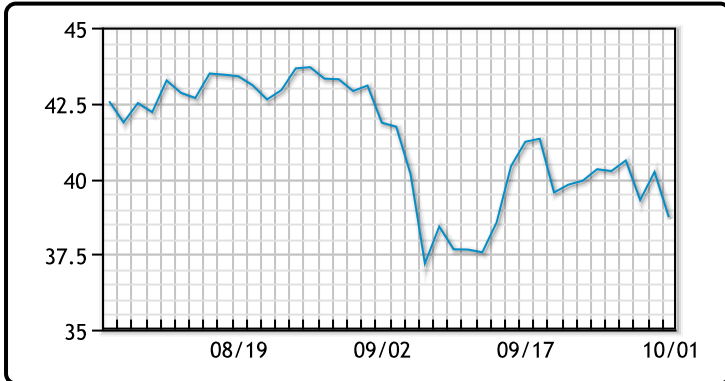
	Settle	Change
Brent	40.93	-1.37
Gas Oil	317	4
Natural Gas	2.527	0
RBOB	115.24	-2.92
ULSD	112.5	-2.72
WTI	38.72	-1.5

## Market Commentary

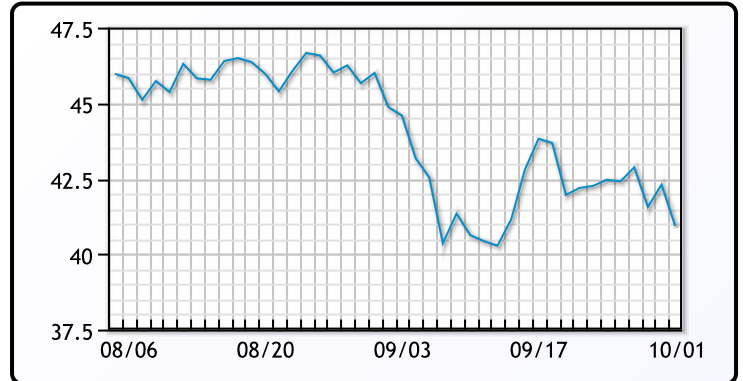
Prices reversed yesterday's gains, spiraling lower on a soft demand outlook and rising virus cases. Europe's worst COVID-19 hotspot Madrid will go into lockdown in coming days and Moscow's mayor ordered employers to send at least 30% of their staff home, as several European countries reported records in new infections. "Today's trade is sending off some strong bearish vibes given the selloff across the energy complex that is developing despite a significant lift in risk appetite and weakening U.S. dollar," said Jim Ritterbusch, president of Ritterbusch and Associates. Increased OPEC+ production also weighed on the market, with output in September up 160,000/bpd from August. Additionally, Iranian output is reportedly on the upswing and providing a potential challenge to OPEC quota adherence. WTI traded down \$1.50 or -3.73% to close at \$38.72. Brent traded down \$1.37 or -3.24% to close at \$40.93

## Crude & Product Markets

WTI



BRENT



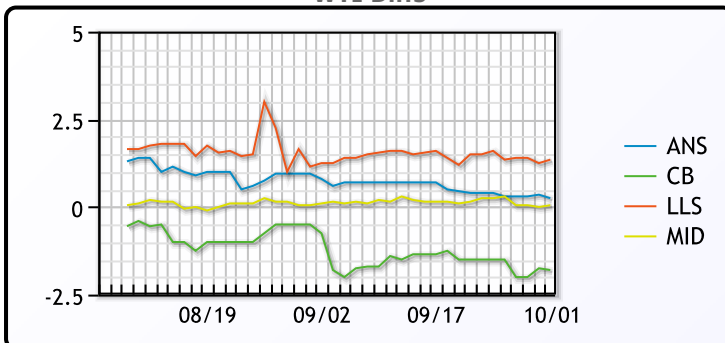
CRUDE

	Last	Week Ago	Month Ago
ANS	38.97	40.56	43.36
BLS	36.92	38.66	40.96
LLS	40.07	41.76	44.01
Mid	38.77	40.41	42.91
WTI	38.72	40.16	42.76

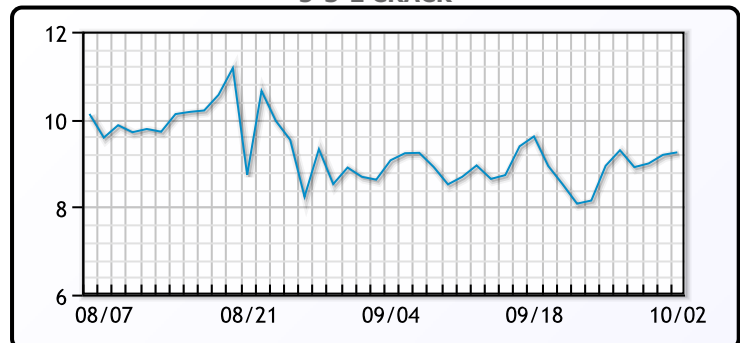
PRODUCTS

	Last	Week Ago	Month Ago
Gulf RBOB	113.86	115.07	119.47
Gulf ULSD	107.78	107.64	118.18
NYH RBOB	117.61	120.94	128.6
NYH ULSD	113	112.04	121.33
USGC 3%	35.13	35.88	40.13

WTI Diffs



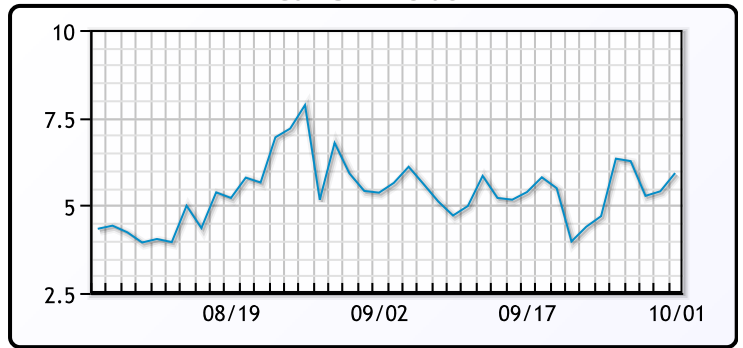
5-3-2 CRACK



**3-2-1 Crack**



**Gulf 3-2-1 Crack**



**NGLs**

**MB**

	Last	Week Ago	Month Ago
Butane	54.75	56	57.5
IsoButane	59.25	57.5	63.25
Natural Gasoline	87	87.38	87.25
Propane	48.875	50	51.875

**CONWAY**

	Last	Week Ago	Month Ago
Butane	56	52.25	53.5
IsoButane	61	62.25	71.63
Natural Gasoline	82	84.5	87
Propane	48.25	46.5	47.125

**MB NON**

	Last	Week Ago	Month Ago
Butane	57.75	65	61.5
IsoButane	59.25	57.5	63.25
Natural Gasoline	85	87.25	89
Propane	50.75	49.75	52.25

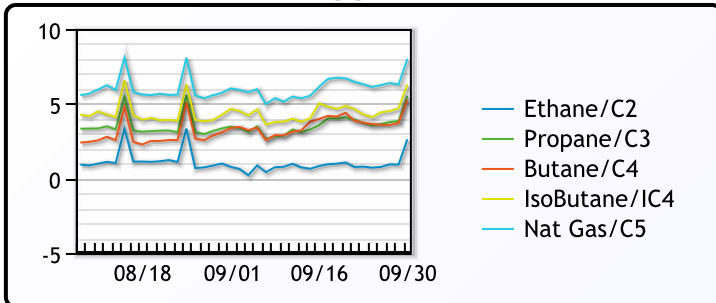
**EDMONTON**

	Last	Week Ago	Month Ago
Propane	22.5	23	20.13

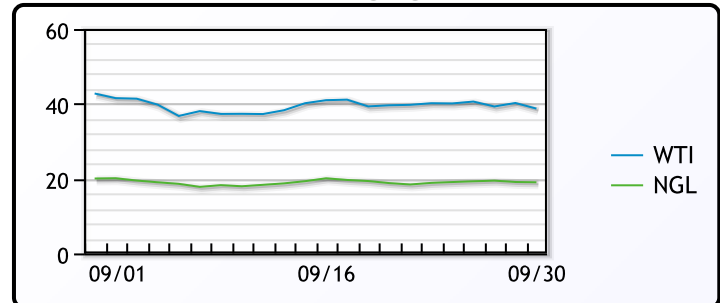
**SARNIA**

	Last	Week Ago	Month Ago
Propane	60	57.5	60

**FRAC SPREAD**



**WTI vs NGL**



**FX**

	Last	Change
CAD	1.3286	-0.0003
DXY	93.71101	-0.17499
Gold	1904.55	-1.46

**RATES**

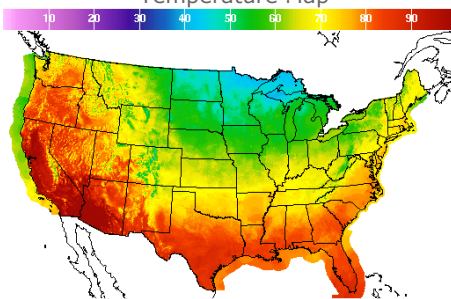
	Last	Change
US 2yr	0.127	0
US 10yr	0.6774	-0.0066
CAN 10yr	0.553	-0.008

**EQUITIES**

	Last	Change
Nasdaq	11326.51	159
TSX	969.487	2.2219
S&P 500	3380.8	17.8

**Weather Data**

**Temperature Map**



City	HIGH °F	LOW °F
Calgary	71	41
Conway	44	37
Cushing	72	54
Denver	66	51
Houston	86	70
Mont Belvieu	81	64
Sarnia	59	46
Williston	50	34

**Precipitation Map**

