



MARKET DAILY

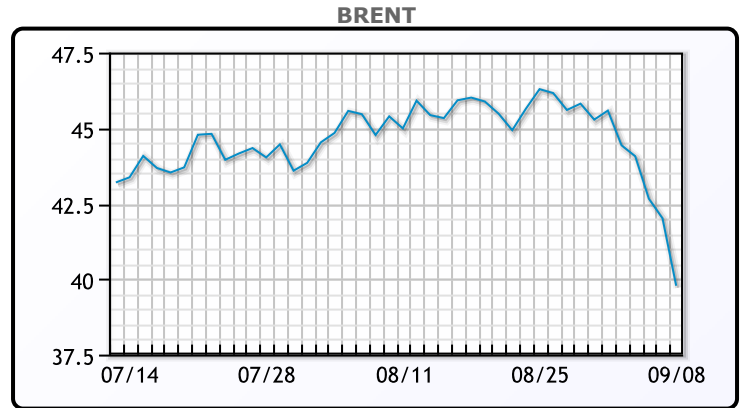
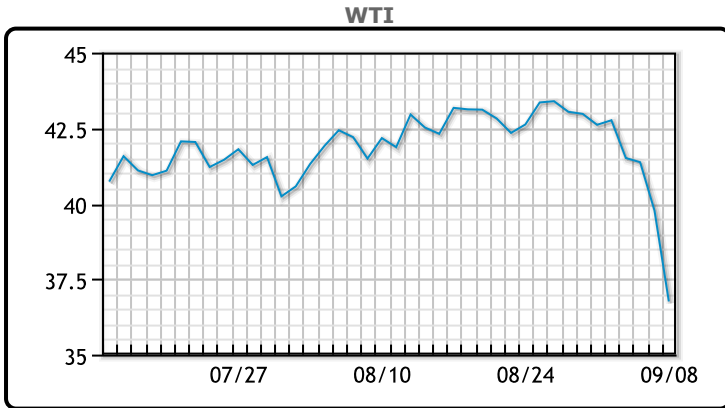
<http://www.pflpetroleum.com>
 1865 Veterans Park Dr. Suite 303
 Naples, Florida 34109
 Phone: 239-390-2885
 Fax: 239-949-0611
 Sep 8, 2020 6:08 PM

Major Energy Futures		
	Settle	Change
Brent	39.78	-2.21
Gas Oil	309.5	-7.5
Natural Gas	2.4	0.101
RBOB	110.28	-2.77
ULSD	107.68	-1.62
WTI	36.76	-2.93

Market Commentary

Oil prices collapsed today hitting their lowest levels since June as demand concerns persist. Saudi Arabia announced an October price cut for Asia and North America, effectively taking WTI off the market for Asian buyers. To add to that, the dollar has been strengthening and was up for the day as of this writing. "Today's oil price move is a clear sign that the market now seriously worries about the future of oil demand," said Paola Rodriguez-Masiu, senior oil markets analyst at Rystad Energy. "The streak of losses is driven by a stalling crude demand outlook for the rest of the year, with rising cases of Covid-19 and the end of the summer driving season in the U.S., as well as Asian refineries putting on the breaks," she added. WTI traded down \$2.93 or -7.37% to close at 36.84. Brent traded down \$2.21 or -5.26% to close at \$39.80.

Crude & Product Markets

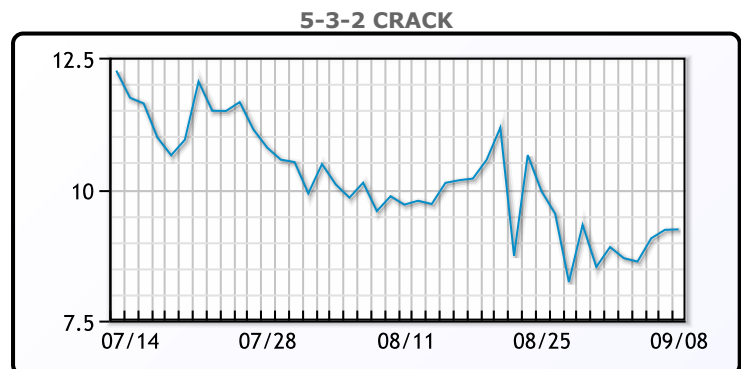
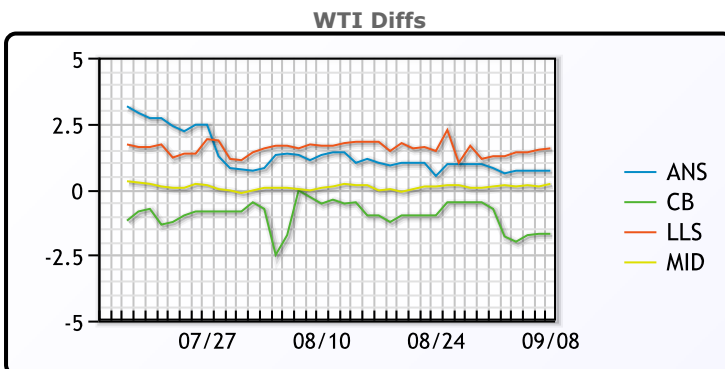


CRUDE

	Last	Week Ago	Month Ago
ANS	37.46	43.36	42.62
BLS	35.06	40.96	40.82
LLS	38.31	44.01	42.87
Mid	36.96	42.91	41.32
WTI	36.76	42.76	41.22

PRODUCTS

	Last	Week Ago	Month Ago
Gulf RBOB	107.15	119.47	116.64
Gulf ULSD	103.43	118.18	115.99
NYH RBOB	116.03	128.6	121.76
NYH ULSD	106.18	121.33	121.32
USGC 3%	33.63	40.13	38.38



3-2-1 Crack



Gulf 3-2-1 Crack



NGLs

MB

	Last	Week Ago	Month Ago
Butane	50.25	57.5	48.375
IsoButane	54.25	63.25	62.375
Natural Gasoline	84.5	87.25	82.75
Propane	45.5	51.875	49.75

CONWAY

	Last	Week Ago	Month Ago
Butane	47	53.5	51.25
IsoButane	64	71.63	76.75
Natural Gasoline	77	87	83
Propane	41.5	47.125	47.25

MB NON

	Last	Week Ago	Month Ago
Butane	57.25	61.5	54.375
IsoButane	54.25	63.25	62.375
Natural Gasoline	80	89	82.25
Propane	48	52.25	51.63

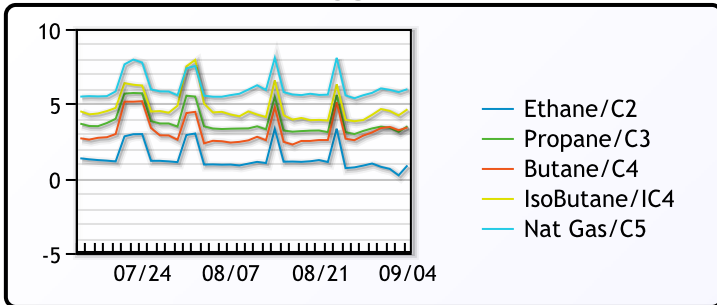
EDMONTON

	Last	Week Ago	Month Ago
Propane	19.25	20.13	27.75

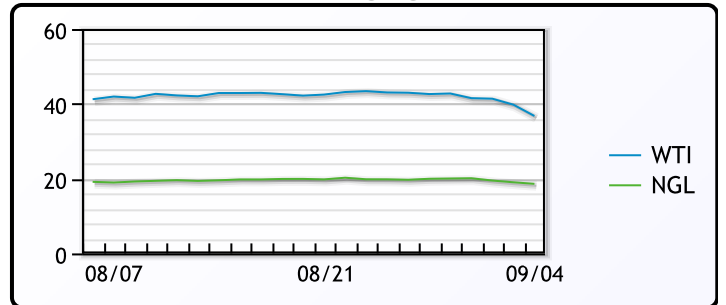
SARNIA

	Last	Week Ago	Month Ago
Propane	60.5	60	58.75

FRAC SPREAD



WTI vs NGL



FX

	Last	Change
CAD	1.3233	-0.0003
DXY	93.461	0.742
Gold	1932.02	-0.01

RATES

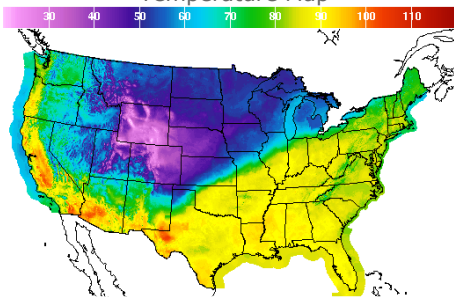
	Last	Change
US 2yr	0.1408	-0.002
US 10yr	0.6788	-0.0392
CAN 10yr	0.563	-0.033

EQUITIES

	Last	Change
Nasdaq	10847.69	-465.44
TSX	965.57	-6.9307
S&P 500	3331.84	-95.12

Weather Data

Temperature Map



City	HIGH °F	LOW °F
Calgary	64	36
Conway	52	36
Cushing	88	71
Denver	48	33
Houston	86	82
Mont Belvieu	84	78
Sarnia	61	55
Williston	51	32

Precipitation Map

