



MARKET DAILY

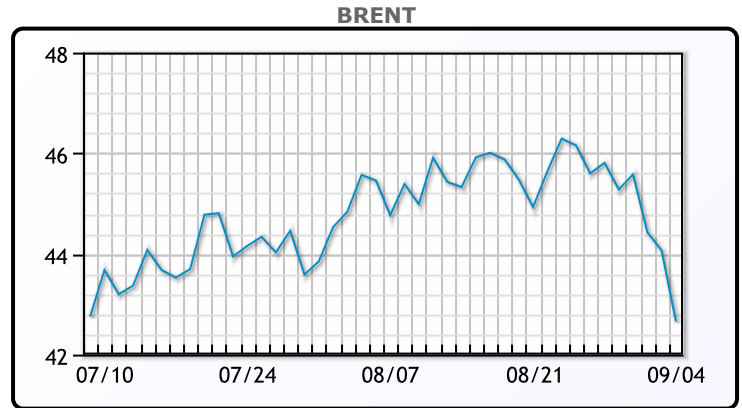
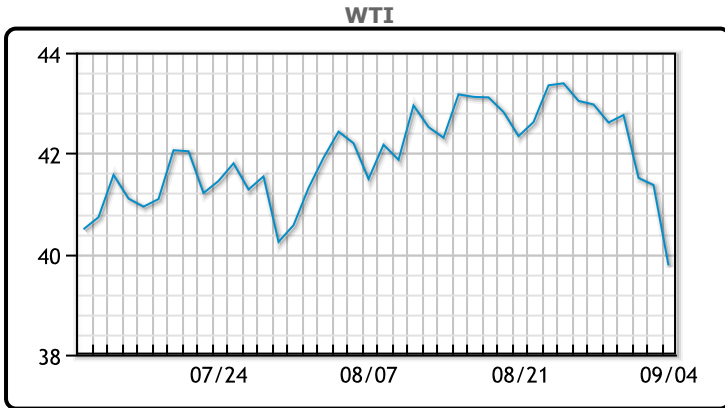
<http://www.pflpetroleum.com>
 1865 Veterans Park Dr. Suite 303
 Naples, Florida 34109
 Phone: 239-390-2885
 Fax: 239-949-0611
 Sep 4, 2020 6:27 PM

Major Energy Futures		
	Settle	Change
Brent	42.66	-1.41
Gas Oil	335.5	-20.75
Natural Gas	2.588	0.001
RBOB	117.72	0.29
ULSD	115.15	-2.08
WTI	39.77	-1.6

Market Commentary

Oil prices shed more than 3% on the day snapping a four week win streak as demand concerns continue. Prices were pressured by extended declines in the U.S. equities market and by a report showing U.S. job growth slowed further in August as financial assistance from the government ran out. The improving unemployment rate reported today actually hurts the chances of further stimulus from Washington – at least the market seems to think so. “The bigger market picture is overall bearish sentiment that kicked off with lower gasoline demand reports on Wednesday,” said Paola Rodriguez-Masiu, analyst at Rystad Energy. WTI traded down \$1.6 or -3.87% to close at \$39.77. Brent traded down \$1.41 or -3.2% to close at \$42.66. Have a great safe labor day to all of our readers.

Crude & Product Markets

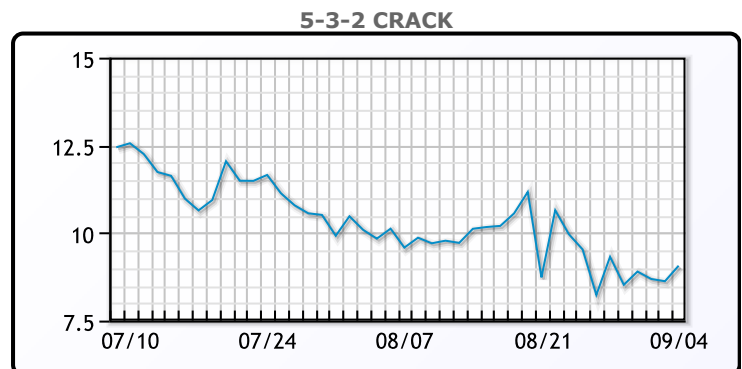
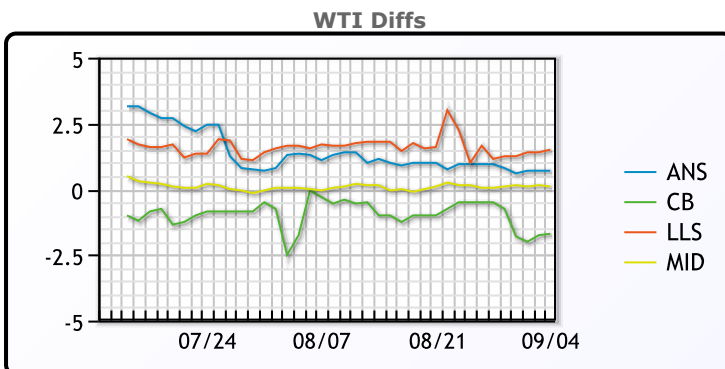


CRUDE

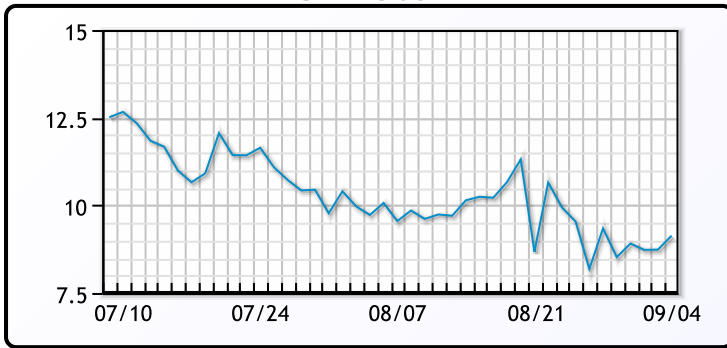
	Last	Week Ago	Month Ago
ANS	40.47	43.92	43
BLS	38.07	42.47	41.65
LLS	41.27	44.12	43.25
Mid	39.87	43.02	41.7
WTI	39.77	42.97	41.7

PRODUCTS

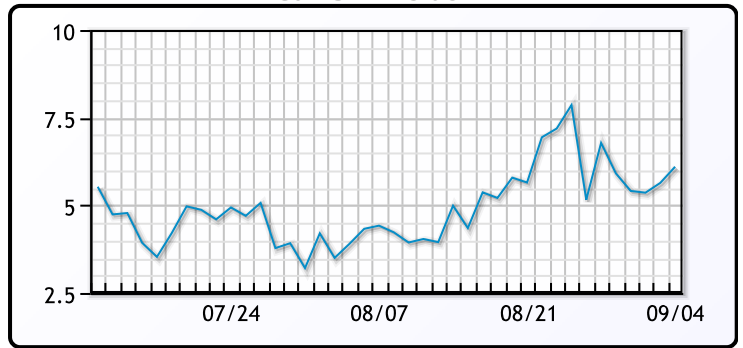
	Last	Week Ago	Month Ago
Gulf RBOB	114.35	122.15	116.18
Gulf ULSD	111.03	118.98	119.96
NYH RBOB	123.72	132.05	122.81
NYH ULSD	113.15	121.75	125.59
USGC 3%	36.13	40.38	37.88



3-2-1 Crack



Gulf 3-2-1 Crack



NGLs

MB

	Last	Week Ago	Month Ago
Butane	52.25	55.25	50
IsoButane	59.25	61.25	63
Natural Gasoline	88	86.25	81.75
Propane	48	51.5	50.25

CONWAY

	Last	Week Ago	Month Ago
Butane	50	53.5	50.5
IsoButane	65	75	75
Natural Gasoline	82	86	82
Propane	43	47.25	47.75

MB NON

	Last	Week Ago	Month Ago
Butane	59.25	59.25	53
IsoButane	59.25	61.25	66
Natural Gasoline	86	86.75	81.5
Propane	49.5	51.25	52.75

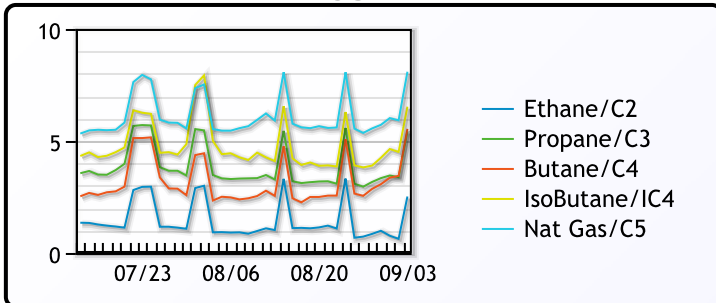
EDMONTON

	Last	Week Ago	Month Ago
Propane	19.63	23.62	28

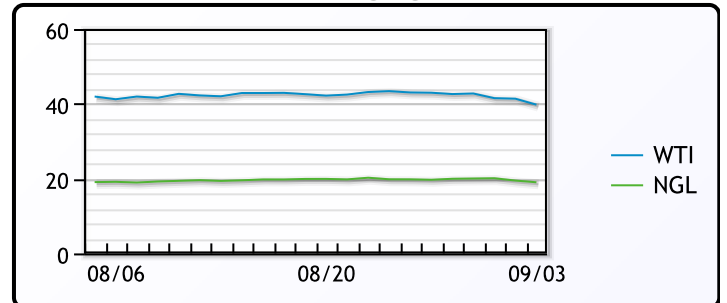
SARNIA

	Last	Week Ago	Month Ago
Propane	60.5	61	59.5

FRAC SPREAD



WTI vs NGL



FX

	Last	Change
CAD	1.3062	-0.0066
DXY	92.719	-0.02001
Gold	1933.94	3.03

RATES

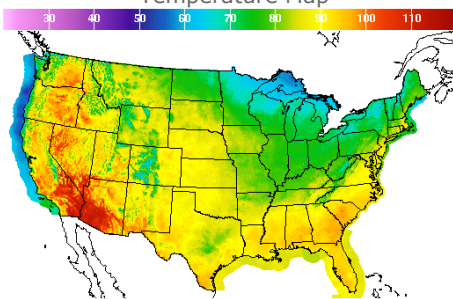
	Last	Change
US 2yr	0.1428	0.0158
US 10yr	0.718	0.0833
CAN 10yr	0.596	0.06

EQUITIES

	Last	Change
Nasdaq	11313.13	-144.97
TSX	972.5	-14.573
S&P 500	3426.96	-28.1

Weather Data

Temperature Map



City	HIGH °F	LOW °F
Calgary	80	58
Conway	69	56
Cushing	89	74
Denver	88	78
Houston	88	85
Mont Belvieu	88	79
Sarnia	70	57
Williston	77	62

Precipitation Map

