



MARKET DAILY

<http://www.pflpetroleum.com>
 1865 Veterans Park Dr. Suite 303
 Naples, Florida 34109
 Phone: 239-390-2885
 Fax: 239-949-0611
 Sep 3, 2020 7:15 PM

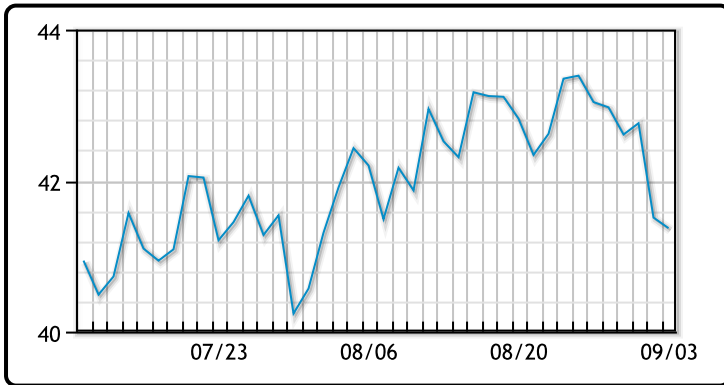
Major Energy Futures		
	Settle	Change
Brent	44.07	-0.36
Gas Oil	334.5	-10.5
Natural Gas	2.487	0.001
RBOB	120.49	0.29
ULSD	116.77	-2.08
WTI	41.37	-0.14

Market Commentary

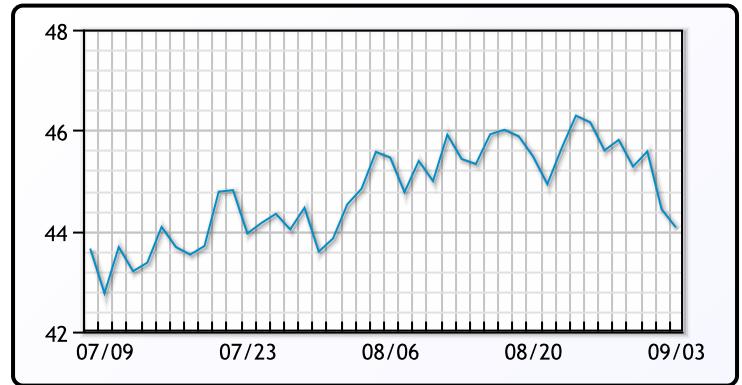
Crude oil prices came off today to one month lows amongst a selloff of risk assets across most financial markets. Prices are on track for their biggest drop since mid June as the dollar also continues to strengthen. The drop was further accelerated as prices fell below key technical support levels. All eyes are on demand as today's jobless claims came in at 881K, less than the 950K expected but there is still remains over 13.25 M continuing claims. Adding to that worry, Iraq is seeking an extension to implement extra output cuts as part of the OPEC deal. In a further sign of bearish sentiment, the shape of WTI's forward curve has weakened this week. WTI's near-term contract is at the biggest discount to its second-month contract since June, a deeper contango indicating growing concern about oversupply. WTI traded down **\$.14 or -0.34%** to close at \$41.37. Brent traded down **\$.36 or -0.81%** to close at \$44.07.

Crude & Product Markets

WTI



BRENT



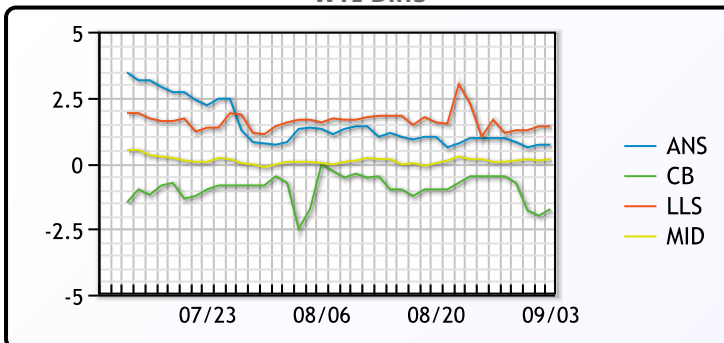
CRUDE

	Last	Week Ago	Month Ago
ANS	42.07	43.99	42.36
BLS	39.62	42.54	39.26
LLS	42.77	44.69	42.66
Mid	41.52	43.09	41.06
WTI	41.37	43.04	41.01

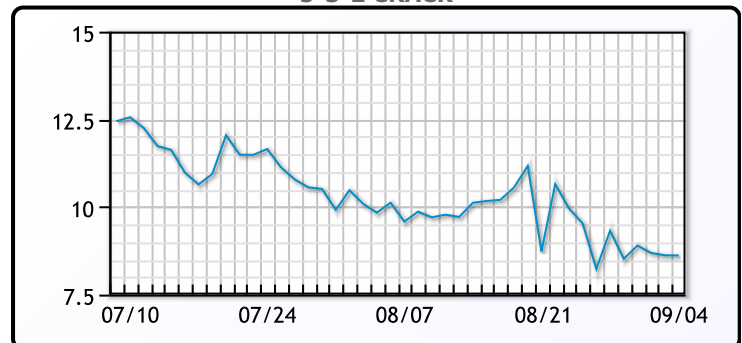
PRODUCTS

	Last	Week Ago	Month Ago
Gulf RBOB	117.24	121.19	116.43
Gulf ULSD	112.39	117.83	118.84
NYH RBOB	126.49	135.56	121.68
NYH ULSD	114.52	122.07	123.84
USGC 3%	37.38	40.88	37.88

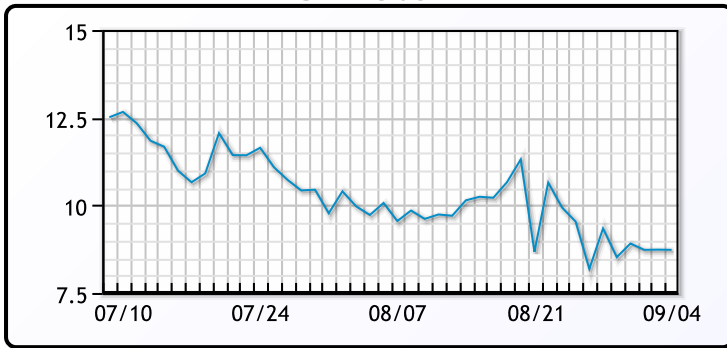
WTI Diffs



5-3-2 CRACK



3-2-1 Crack



Gulf 3-2-1 Crack



NGLs

MB

	Last	Week Ago	Month Ago
Butane	54.375	54.375	50
IsoButane	60.875	60.375	68
Natural Gasoline	87.75	87.75	80
Propane	49.5	50.75	50.25

CONWAY

	Last	Week Ago	Month Ago
Butane	52	53.5	51
IsoButane	67	75	80
Natural Gasoline	84.5	84	83
Propane	45	47.25	48

MB NON

	Last	Week Ago	Month Ago
Butane	61.375	58.375	53
IsoButane	60.875	60.375	73
Natural Gasoline	88	86	81.25
Propane	50.5	51.5	51

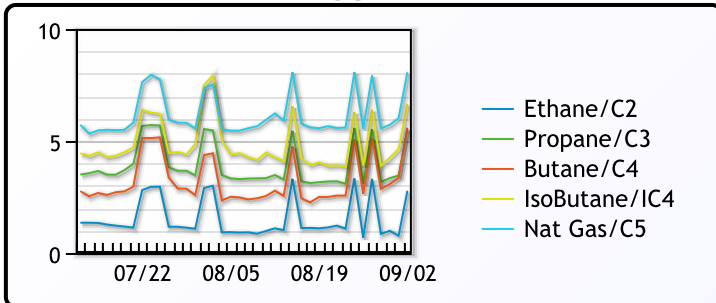
EDMONTON

	Last	Week Ago	Month Ago
Propane	20	23.62	27.25

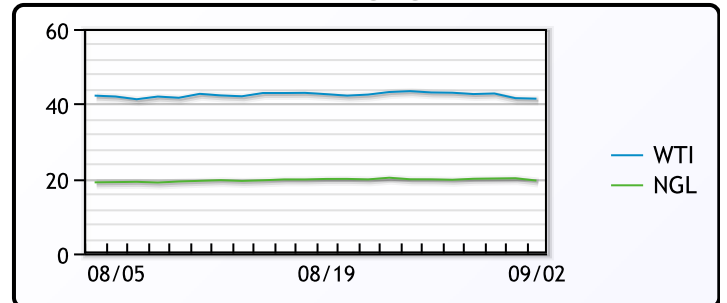
SARNIA

	Last	Week Ago	Month Ago
Propane	61.25	61	59.5

FRAC SPREAD



WTI vs NGL



FX

	Last	Change
CAD	1.313	0.0002
DXY	92.73901	-0.108
Gold	1932.26	1.35

RATES

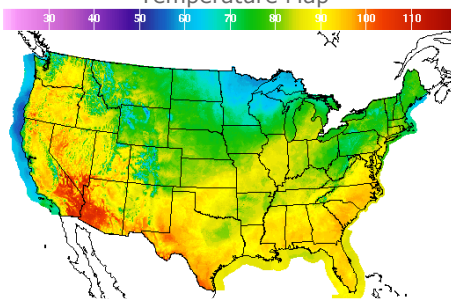
	Last	Change
US 2yr	0.127	-0.0059
US 10yr	0.6347	-0.013
CAN 10yr	0.536	-0.012

EQUITIES

	Last	Change
Nasdaq	11458.1	-598.34
TSX	987.073	-15.097
S&P 500	3455.06	-125.78

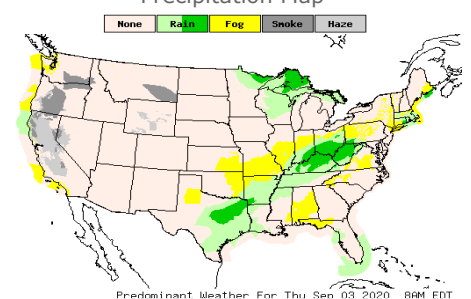
Weather Data

Temperature Map



City	HIGH °F	LOW °F
Calgary	75	53
Conway	66	54
Cushing	89	72
Denver	85	74
Houston	89	85
Mont Belvieu	85	81
Sarnia	79	57
Williston	70	61

Precipitation Map



This report has been prepared by PFL Petroleum Limited personnel for your information only and the views expressed are intended to provide market commentary and are not recommendations. This report is not an offer to sell or a solicitation of any offer to buy any security. The information contained herein has been compiled by PFL from sources believed to be reliable, but no representation or warranty, express or implied, is made by PFL Petroleum Limited, its affiliates or any other person as to its accuracy, completeness or correctness. Copyright 2017 PFL Petroleum Limited. All Rights Reserved