



MARKET DAILY

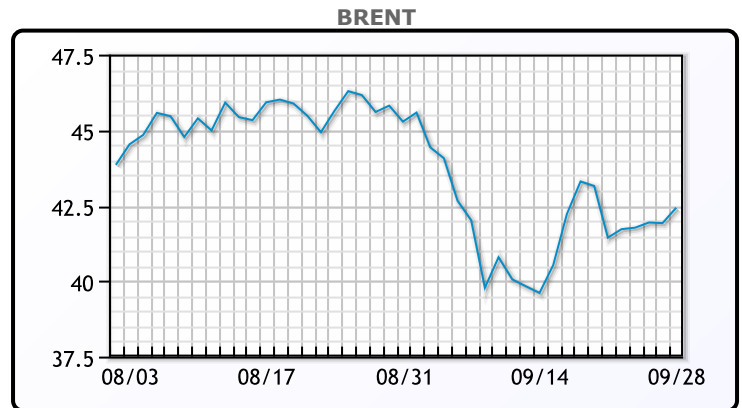
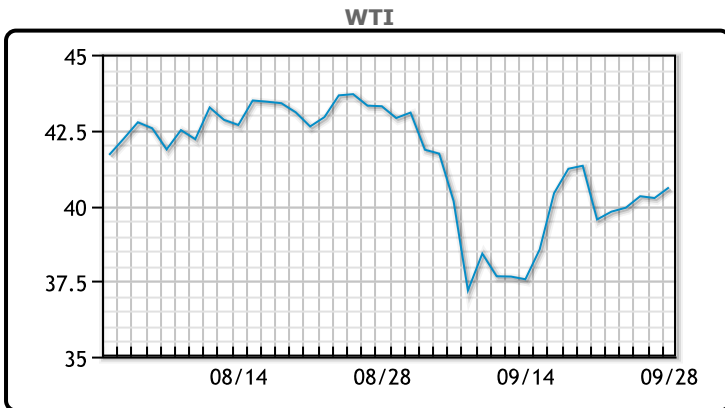
<http://www.pflpetroleum.com>
 1865 Veterans Park Dr. Suite 303
 Naples, Florida 34109
 Phone: 239-390-2885
 Fax: 239-949-0611
 Sep 28, 2020 6:47 PM

Major Energy Futures		
	Settle	Change
Brent	42.43	0.51
Gas Oil	330.25	4.5
Natural Gas	2.795	-0.012
RBOB	124.66	1.85
ULSD	113.95	1.33
WTI	40.6	0.35

Market Commentary

Prices were steady for the day as a weaker dollar and strong equities supported crude prices. Coronavirus continues to weigh on prices as some Midwest states have seen a 25% jump positive COVID-19 tests, and the number of new infections nationwide have grown to an average of 46,000, compared with 35,000 daily two weeks ago. Russian Energy Minister Alexander Novak said the global oil market has been stable for the past few months, but warned of the risks of a second wave of COVID-19 cases. A new set of lockdown restrictions abroad is coinciding with the expiration of stimulus globally potentially sending oil demand in the wrong direction. As far as global prices are concerned, well completions here in the US are so low that declines in domestic production are likely imminent. WTI traded up \$.35 or .87% to close at \$40.60. Brent traded up \$.51 or 1.22% to close at \$42.43.

Crude & Product Markets

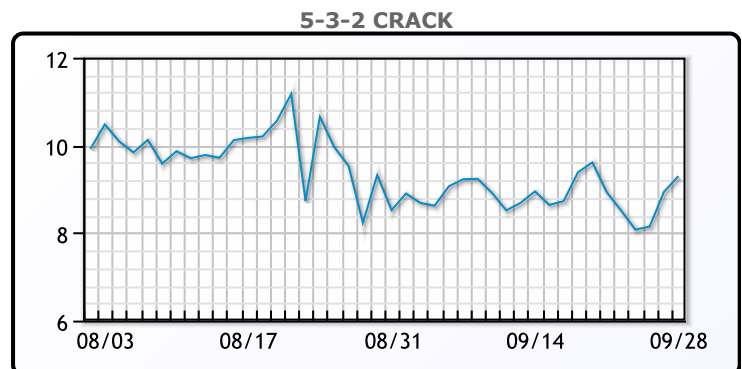
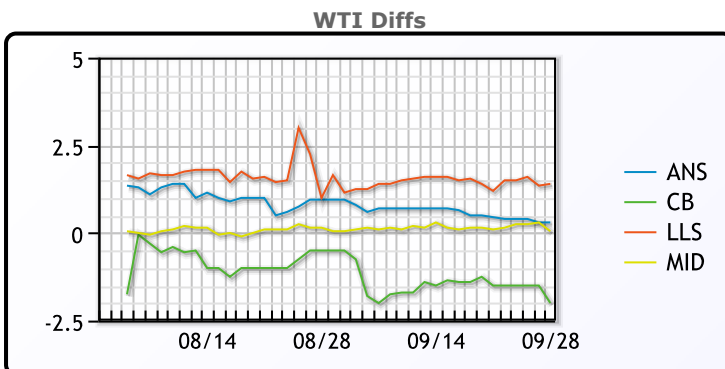


CRUDE

	Last	Week Ago	Month Ago
ANS	40.9	39.76	43.92
BLS	38.6	37.81	42.47
LLS	42	40.51	44.12
Mid	40.65	39.41	43.02
WTI	40.6	39.31	42.97

PRODUCTS

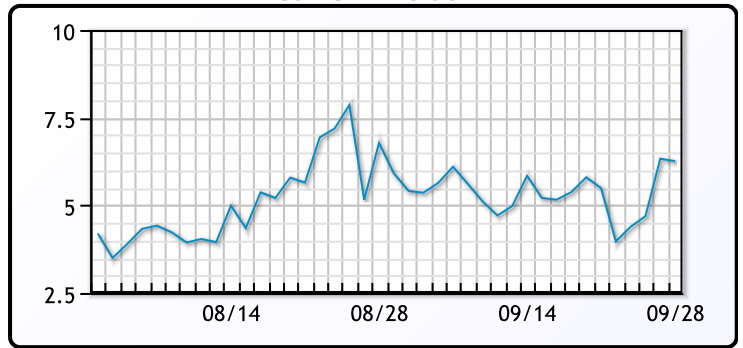
	Last	Week Ago	Month Ago
Gulf RBOB	121.82	113.46	122.15
Gulf ULSD	109.6	106.75	118.98
NYH RBOB	125.16	119.33	132.05
NYH ULSD	114.3	111.23	121.75
USGC 3%	36.63	35.88	40.38



3-2-1 Crack



Gulf 3-2-1 Crack



NGLs

MB

	Last	Week Ago	Month Ago
Butane	57	55.75	55.25
IsoButane	60.25	58.25	61.25
Natural Gasoline	88.5	90.25	87.75
Propane	51.125	49.375	51.5

CONWAY

	Last	Week Ago	Month Ago
Butane	54.5	52	53.5
IsoButane	61.5	65.5	75
Natural Gasoline	85.5	83	86
Propane	47.5	45	47.25

MB NON

	Last	Week Ago	Month Ago
Butane	64	67.75	59.25
IsoButane	60.25	58.25	61.25
Natural Gasoline	89	85.75	86.75
Propane	50.63	51.13	51.63

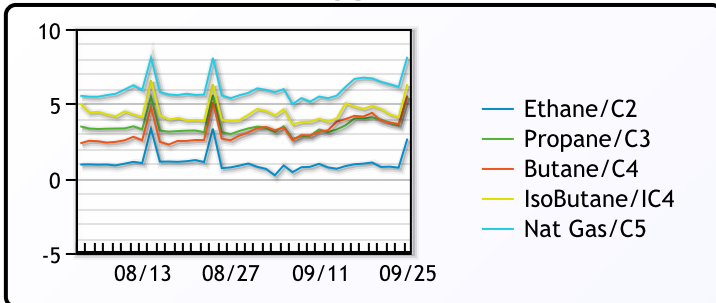
EDMONTON

	Last	Week Ago	Month Ago
Propane	21.5	24.25	23.5

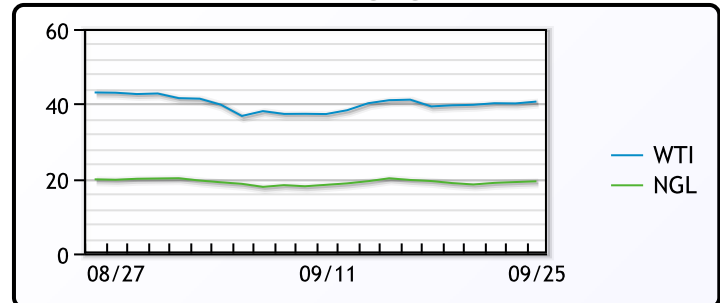
SARNIA

	Last	Week Ago	Month Ago
Propane	57.5	59.5	60.5

FRAC SPREAD



WTI vs NGL



FX

	Last	Change
CAD	1.3371	0.0001
DXY	94.27801	-0.364
Gold	1880.6	-0.88

RATES

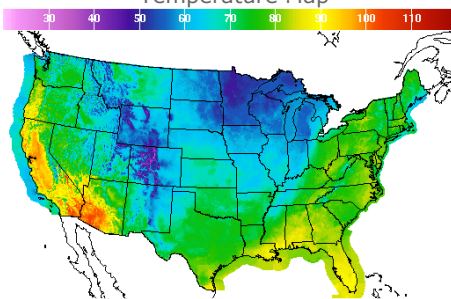
	Last	Change
US 2yr	0.125	-0.0039
US 10yr	0.6528	-0.0016
CAN 10yr	0.552	0.009

EQUITIES

	Last	Change
Nasdaq	11117.53	203.97
TSX	976.6	10.4225
S&P 500	3351.6	53.14

Weather Data

Temperature Map



City	HIGH °F	LOW °F
Calgary	69	45
Conway	57	48
Cushing	70	52
Denver	61	45
Houston	80	71
Mont Belvieu	77	66
Sarnia	67	53
Williston	62	43

Precipitation Map

