



MARKET DAILY

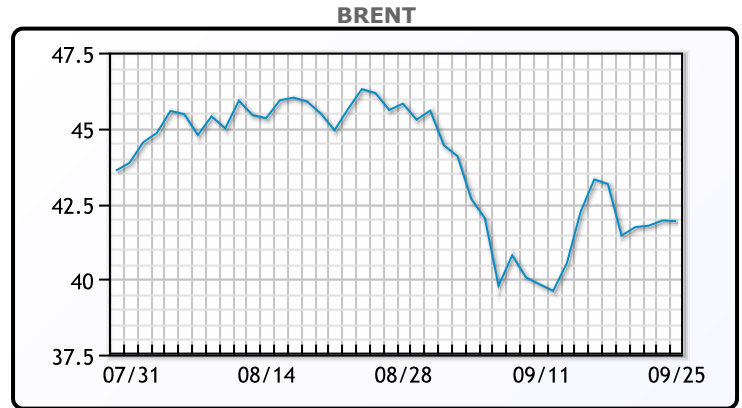
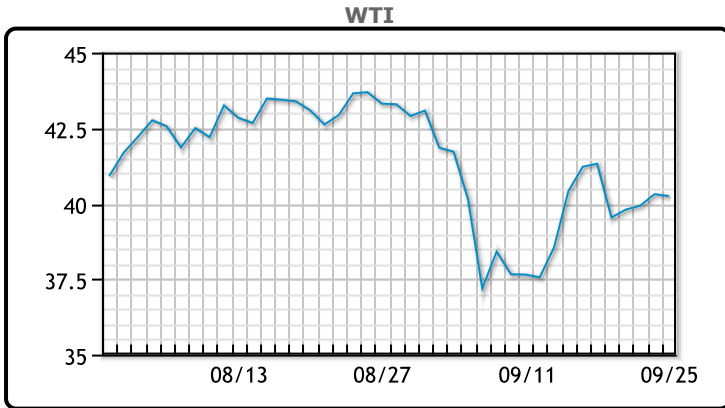
<http://www.pflpetroleum.com>
 1865 Veterans Park Dr. Suite 303
 Naples, Florida 34109
 Phone: 239-390-2885
 Fax: 239-949-0611
 Sep 25, 2020 7:11 PM

Major Energy Futures		
	Settle	Change
Brent	41.92	-0.02
Gas Oil	325.25	-5
Natural Gas	2.139	0.123
RBOB	121.42	1.44
ULSD	112.62	0.92
WTI	40.25	-0.06

Market Commentary

Oil prices declined today posting their 3rd negative week in four weeks as worries are mounting on rising COVID cases. "There's a lid on this market to the extent that COVID-19 keeps rearing its ugly head in different spots," said John Kilduff, Partner at Again Capital. "We just can't get this demand perked back up." At the same time, more crude oil entering the global market threatens to beef up supply and push prices lower. Libya has recently boosted production and Shell has provisionally booked the first crude tanker to load at Libya's Zueitina terminal since January. A stronger dollar, which tends to move inversely with crude prices, in recent days is also pressuring oil prices. WTI traded down \$.06 or -.15% to close at \$40.25. Brent traded down \$.02 or -.05% to close at \$41.92.

Crude & Product Markets

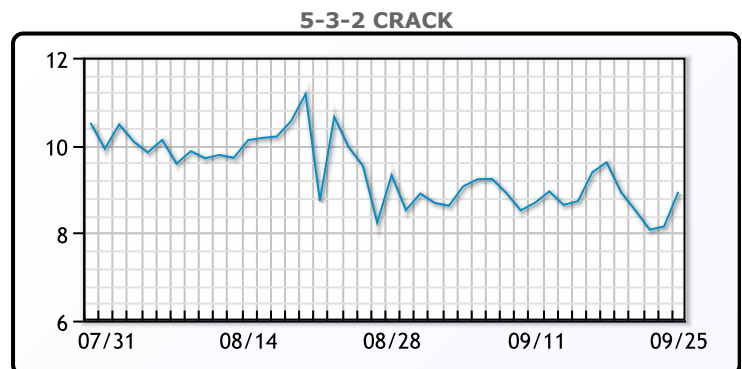
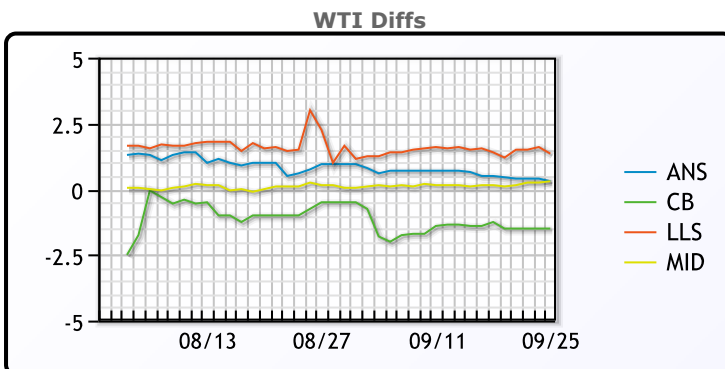


CRUDE

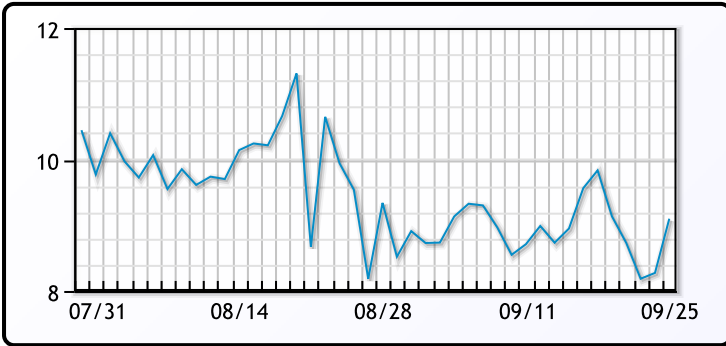
	Last	Week Ago	Month Ago
ANS	40.4	41.61	44.1
BLS	38.6	39.86	42.65
LLS	41.45	42.51	45.4
Mid	40.4	41.26	43.3
WTI	40.1	41.11	43.15

PRODUCTS

	Last	Week Ago	Month Ago
Gulf RBOB	119.11	119.16	128.1
Gulf ULSD	108.33	111.89	122.08
NYH RBOB	122.17	125.54	139.34
NYH ULSD	113.12	116.32	125.51
USGC 3%	35.88	37.38	41.88



3-2-1 Crack



Gulf 3-2-1 Crack



NGLs

MB

	Last	Week Ago	Month Ago
Butane	55	57.25	52.75
IsoButane	60	58.75	59.5
Natural Gasoline	87.5	90.25	88.25
Propane	50.75	51	51.25

CONWAY

	Last	Week Ago	Month Ago
Butane	52.75	52.25	53.25
IsoButane	62	65.75	74.5
Natural Gasoline	85	85.5	85
Propane	47.125	46.25	47.5

MB NON

	Last	Week Ago	Month Ago
Butane	64	69.25	58.75
IsoButane	60	58.75	59.5
Natural Gasoline	87.75	90	87.5
Propane	50	52	51.75

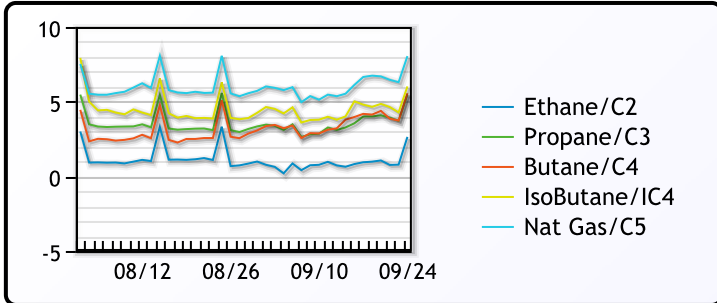
EDMONTON

	Last	Week Ago	Month Ago
Propane	22	21.25	24.5

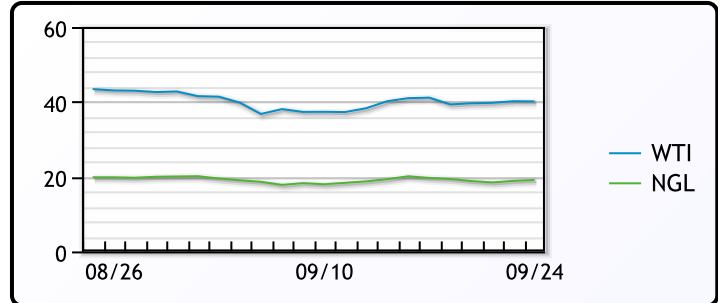
SARNIA

	Last	Week Ago	Month Ago
Propane	57.5	55.75	60.5

FRAC SPREAD



WTI vs NGL



FX

	Last	Change
CAD	1.3386	0.0024
DXY	94.64201	0.28801
Gold	1861.58	-6.49

RATES

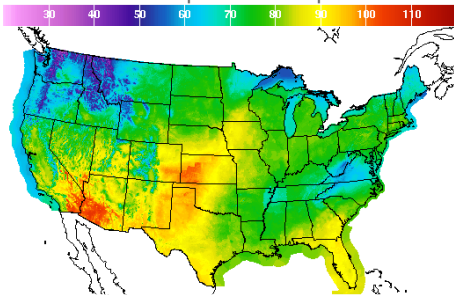
	Last	Change
US 2yr	0.1289	-0.0039
US 10yr	0.6544	-0.0115
CAN 10yr	0.543	-0.014

EQUITIES

	Last	Change
Nasdaq	10913.56	241.29
TSX	966.178	9.9553
S&P 500	3298.46	51.87

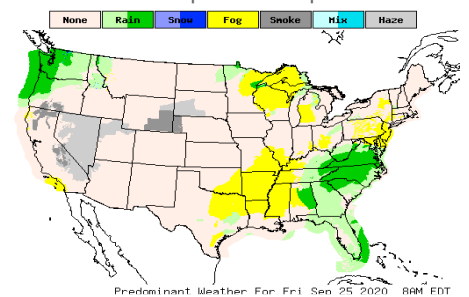
Weather Data

Temperature Map



City	HIGH °F	LOW °F
Calgary	59	43
Conway	77	60
Cushing	83	60
Denver	86	69
Houston	83	71
Mont Belvieu	81	67
Sarnia	77	57
Williston	70	57

Precipitation Map



This report has been prepared by PFL Petroleum Limited personnel for your information only and the views expressed are intended to provide market commentary and are not recommendations. This report is not an offer to sell or a solicitation of any offer to buy any security. The information contained herein has been compiled by PFL from sources believed to be reliable, but no representation or warranty, express or implied, is made by PFL Petroleum Limited, its affiliates or any other person as to its accuracy, completeness or correctness. Copyright 2017 PFL Petroleum Limited. All Rights Reserved