



MARKET DAILY

<http://www.pflpetroleum.com>
 1865 Veterans Park Dr. Suite 303
 Naples, Florida 34109
 Phone: 239-390-2885
 Fax: 239-949-0611
 Sep 24, 2020 7:43 PM

Major Energy Futures

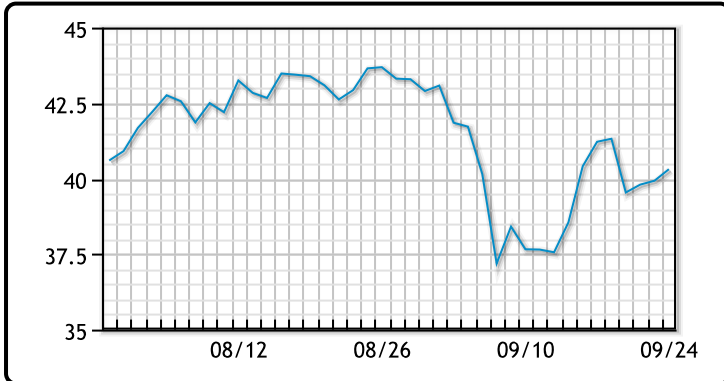
	Settle	Change
Brent	41.94	0.17
Gas Oil	320.75	3.5
Natural Gas	2.248	0.123
RBOB	119.57	1.44
ULSD	111.67	0.92
WTI	40.31	0.38

Market Commentary

Crude prices were steady for the day after an unexpected jump in new unemployment claims shown in today's report from the labor department. U.S. fuel demand remains subdued as the pandemic limits travel, especially with new restrictions in Europe. The four-week average gasoline demand was down 9% year over year for last week. "Prices remain vulnerable despite the fact that they have settled as the week has progressed," said Craig Erlam, senior analyst at OANDA, adding "The risks to the outlook remain to the downside due to the rising COVID numbers across Europe." On the supply side, the market remains wary of a resumption of exports from Libya, although it is unclear how quickly it can ramp up volumes. WTI traded up \$.38 or .95% to close at \$40.31. Brent traded up \$.17 or .41% to close at \$41.94

Crude & Product Markets

WTI



BRENT



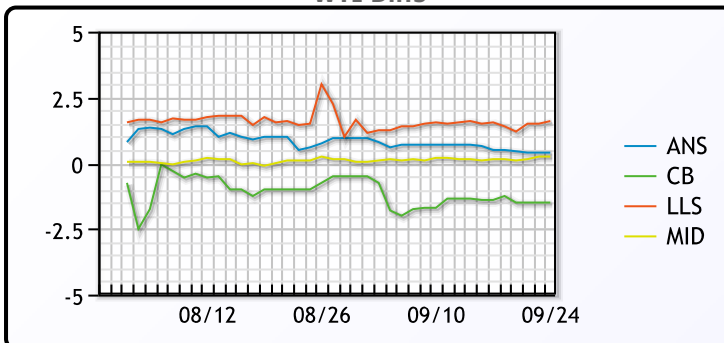
CRUDE

	Last	Week Ago	Month Ago
ANS	40.56	41.47	43.22
BLS	38.66	39.57	41.72
LLS	41.76	42.52	45.47
Mid	40.41	41.12	42.72
WTI	40.16	40.97	42.47

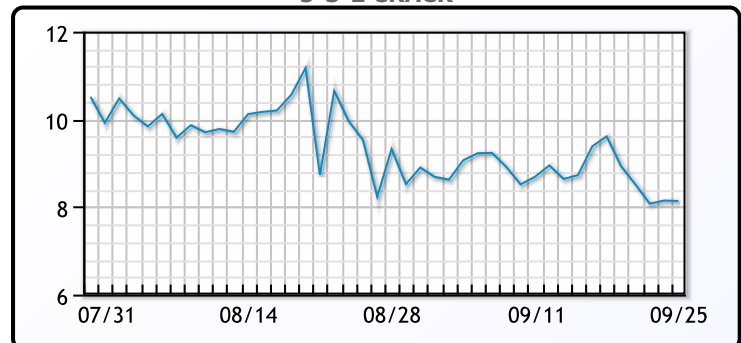
PRODUCTS

	Last	Week Ago	Month Ago
Gulf RBOB	115.07	117.69	131.1
Gulf ULSD	107.64	112.23	120.28
NYH RBOB	120.94	124.69	136.34
NYH ULSD	112.04	116.23	123.26
USGC 3%	35.88	37.88	40.88

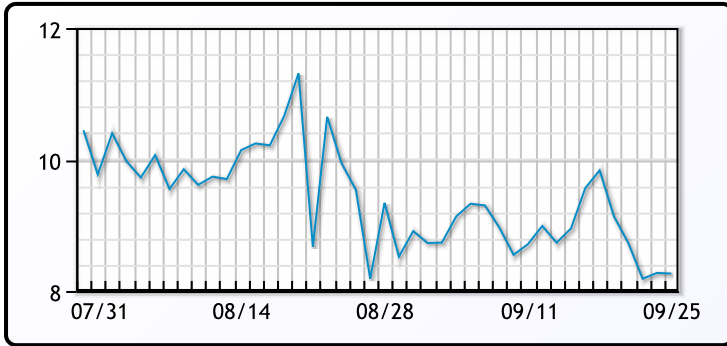
WTI Diffs



5-3-2 CRACK



3-2-1 Crack



Gulf 3-2-1 Crack



NGLs

MB

	Last	Week Ago	Month Ago
Butane	56	58	53
IsoButane	57.5	60	59.75
Natural Gasoline	87.38	89	86
Propane	50	51.5	51.25

MB NON

	Last	Week Ago	Month Ago
Butane	65	70	59
IsoButane	57.5	60	59.75
Natural Gasoline	87.25	90.25	87.75
Propane	49.75	51.13	50.88

CONWAY

	Last	Week Ago	Month Ago
Butane	52.25	53	52.75
IsoButane	62.25	66.25	74
Natural Gasoline	84.5	84.5	86
Propane	46.5	46.25	47.75

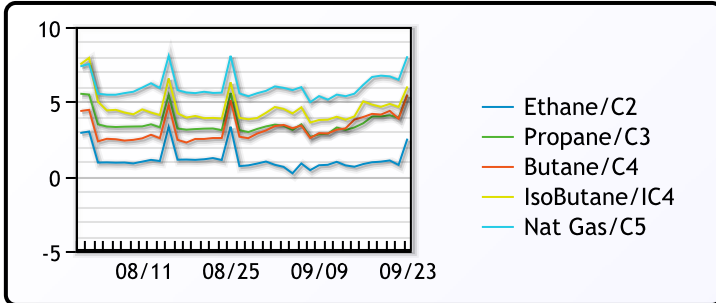
EDMONTON

	Last	Week Ago	Month Ago
Propane	23	20.25	25

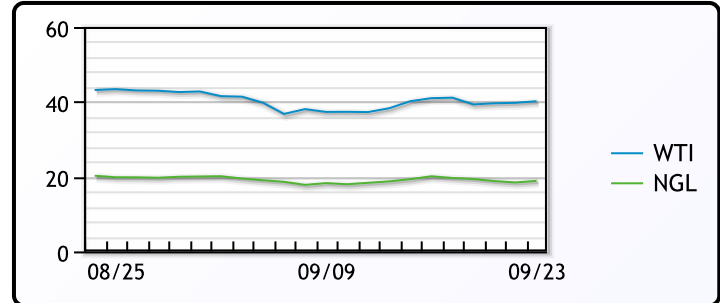
SARNIA

	Last	Week Ago	Month Ago
Propane	57.5	55.75	60.75

FRAC SPREAD



WTI vs NGL



FX

	Last	Change
CAD	1.3347	-0.0015
DXY	94.354	-0.03501
Gold	1869.31	1.24

RATES

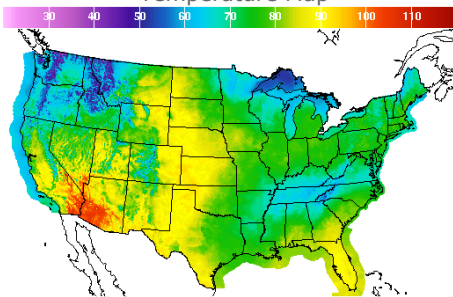
	Last	Change
US 2yr	0.1328	-0.0059
US 10yr	0.6659	-0.0065
CAN 10yr	0.557	0

EQUITIES

	Last	Change
Nasdaq	10672.27	39.28
TSX	956.222	5.4029
S&P 500	3246.59	9.67

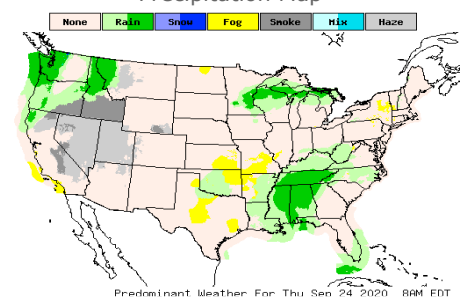
Weather Data

Temperature Map



City	HIGH °F	LOW °F
Calgary	64	55
Conway	68	44
Cushing	79	58
Denver	86	66
Houston	80	71
Mont Belvieu	77	67
Sarnia	75	58
Williston	81	54

Precipitation Map



This report has been prepared by PFL Petroleum Limited personnel for your information only and the views expressed are intended to provide market commentary and are not recommendations. This report is not an offer to sell or a solicitation of any offer to buy any security. The information contained herein has been compiled by PFL from sources believed to be reliable, but no representation or warranty, express or implied, is made by PFL Petroleum Limited, its affiliates or any other person as to its accuracy, completeness or correctness. Copyright 2017 PFL Petroleum Limited. All Rights Reserved