



MARKET DAILY

<http://www.pflpetroleum.com>
 1865 Veterans Park Dr. Suite 303
 Naples, Florida 34109
 Phone: 239-390-2885
 Fax: 239-949-0611
 Sep 23, 2020 7:10 PM

Major Energy Futures

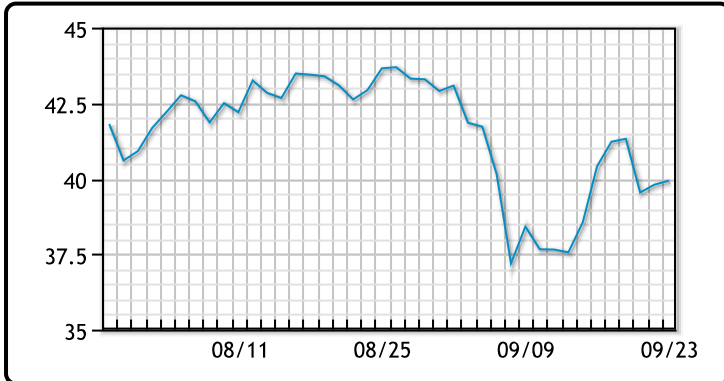
	Settle	Change
Brent	41.77	0.05
Gas Oil	325.75	0.5
Natural Gas	2.125	0.291
RBOB	118.13	1.7
ULSD	110.75	1.14
WTI	39.93	0.13

Market Commentary

Oil prices rose today as crude, gasoline, and distillate inventories all fell last week according to today's EIA report. US crude inventories fell by -1.64 MM/bbls, slightly less than the forecast of a -2.07MM/bbl draw. Crude production was down 200K/bpd to 10.7MM/bpd. Gasoline inventories were down -4.03Mm/bbls, significantly higher than the forecasted draw of -.660K/bpd. Distillate stocks were drawn down -3.36MM/bbls, versus a forecast of 1.03MM/bbls after weeks straight of builds. "The distillate overhang that we've seen most of this year has been a primary bearish consideration to the energy complex and as that begins to adjust lower that can be viewed as supportive," said Tony Headrick, of CHS Hedging. WTI traded up \$.13 or .33% to close at \$39.93. Brent traded up \$.05 or .12% to close at \$41.77

Crude & Product Markets

WTI



BRENT



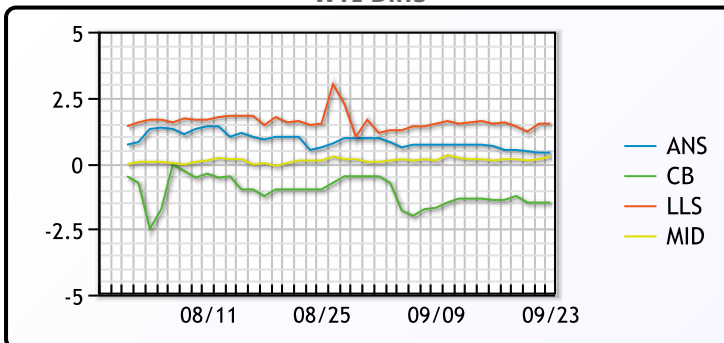
CRUDE

	Last	Week Ago	Month Ago
ANS	40.13	40.81	42.79
BLS	38.23	38.76	41.19
LLS	41.23	41.66	43.69
Mid	39.98	40.26	42.29
WTI	39.73	40.16	42.19

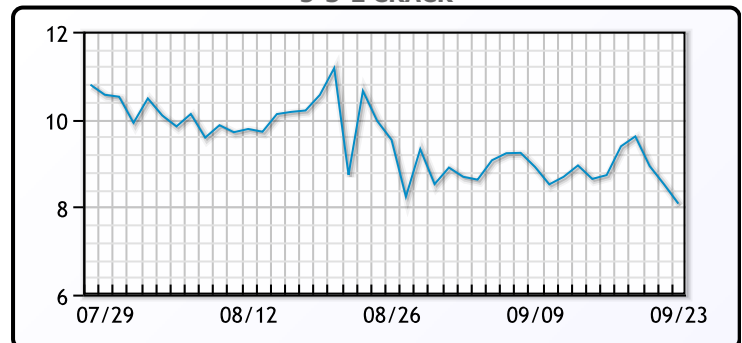
PRODUCTS

	Last	Week Ago	Month Ago
Gulf RBOB	114.88	114.26	124.3
Gulf ULSD	106.4	107.43	116.83
NYH RBOB	119.65	120.51	128.74
NYH ULSD	111.25	111.5	120.93
USGC 3%	35.88	37.13	41.13

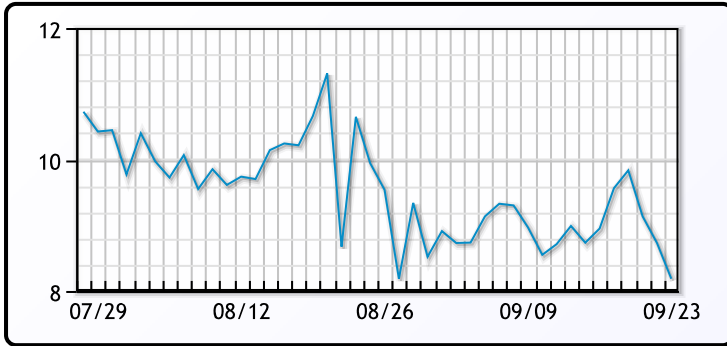
WTI Diffs



5-3-2 CRACK



3-2-1 Crack



Gulf 3-2-1 Crack



NGLs

MB

	Last	Week Ago	Month Ago
Butane	55.5	59.25	51.25
IsoButane	57.5	60.25	58.75
Natural Gasoline	86.5	84	86
Propane	49.625	51.25	50.375

CONWAY

	Last	Week Ago	Month Ago
Butane	51.5	51	52.5
IsoButane	62	66	79.5
Natural Gasoline	84.5	82.5	84
Propane	45.75	45.25	47.5

MB NON

	Last	Week Ago	Month Ago
Butane	65.5	71.25	57.25
IsoButane	57.5	60.25	58.75
Natural Gasoline	87	88.25	84.5
Propane	49.25	49.75	50.88

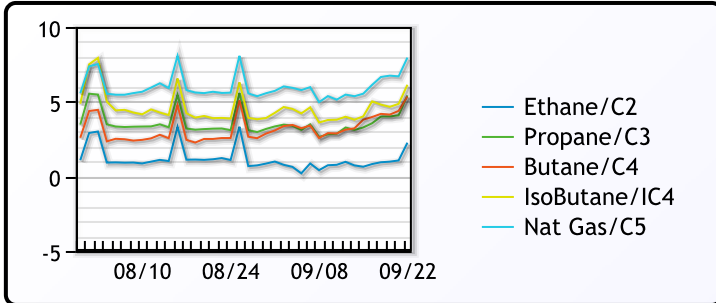
EDMONTON

	Last	Week Ago	Month Ago
Propane	23.5	19.25	25

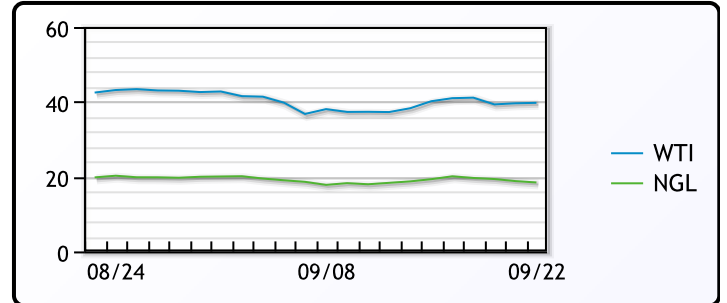
SARNIA

	Last	Week Ago	Month Ago
Propane	57.5	56	60.75

FRAC SPREAD



WTI vs NGL



FX

	Last	Change
CAD	1.3379	-0.0007
DXY	94.38901	0.401
Gold	1861.57	-1.77

RATES

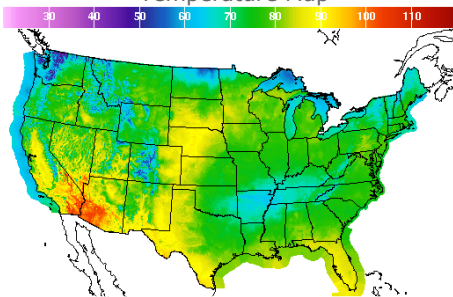
	Last	Change
US 2yr	0.1387	0.0036
US 10yr	0.6724	0.0016
CAN 10yr	0.557	0

EQUITIES

	Last	Change
Nasdaq	10632.99	-330.65
TSX	950.82	-16.9432
S&P 500	3236.92	-78.65

Weather Data

Temperature Map



City	HIGH °F	LOW °F
Calgary	69	44
Conway	63	51
Cushing	75	60
Denver	82	67
Houston	78	74
Mont Belvieu	75	73
Sarnia	76	55
Williston	70	57

Precipitation Map

