



MARKET DAILY

<http://www.pflpetroleum.com>
 1865 Veterans Park Dr. Suite 303
 Naples, Florida 34109
 Phone: 239-390-2885
 Fax: 239-949-0611
 Sep 22, 2020 8:37 PM

Major Energy Futures

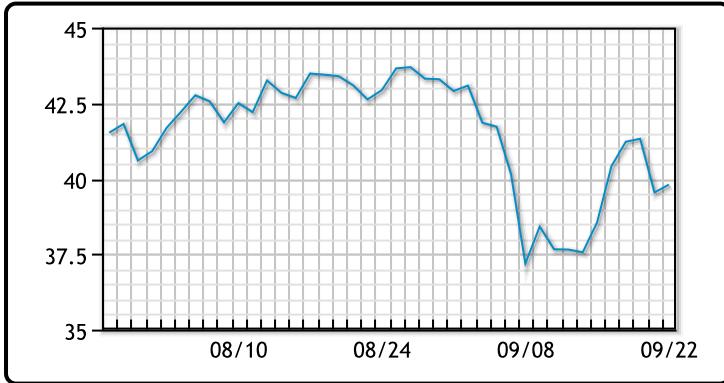
	Settle	Change
Brent	41.72	0.28
Gas Oil	322.25	0.5
Natural Gas	1.834	-0.001
RBOB	116.43	-1.28
ULSD	109.61	-1.12
WTI	39.8	0.26

Market Commentary

Oil prices rose on Tuesday as sentiment shifted that renewed lockdown restrictions abroad would have only a limited impact on fuel demand. Markets were nervous about fuel demand in countries such as Britain, where the government has told people to work from home again and will impose new curbs on pubs, bars and restaurants forcing them to close at 10pm. "As any new restrictions will likely be more localized, the oil demand recovery should still continue, although at a slower pace with the easiest demand gains behind us," UBS oil analyst Giovanni Staunovo said. Prices did get some relief as most gulf refineries stayed open as Tropical Storm Beta weakened. In recent news on the small refinery exemptions, the White House has removed plans to provide \$300 million from the Department of Agriculture to refineries that were denied exemptions. WTI traded down \$.81 or 2.02% to close at 39.80. Brent traded up 1.08 or 2.56 to close at \$41.72.

Crude & Product Markets

WTI



BRENT



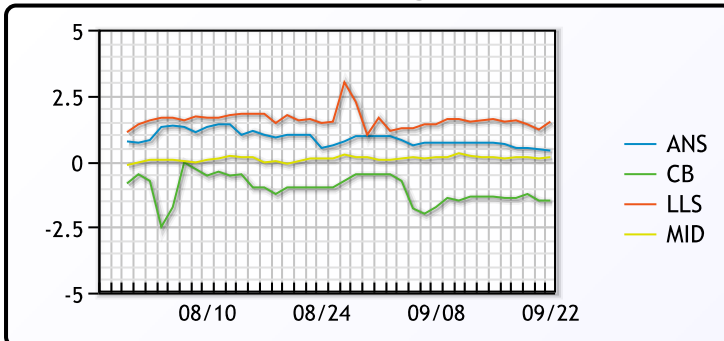
CRUDE

	Last	Week Ago	Month Ago
ANS	40	38.98	42.79
BLS	38.1	36.93	41.19
LLS	41.1	39.88	43.69
Mid	39.75	38.43	42.29
WTI	39.6	38.28	42.19

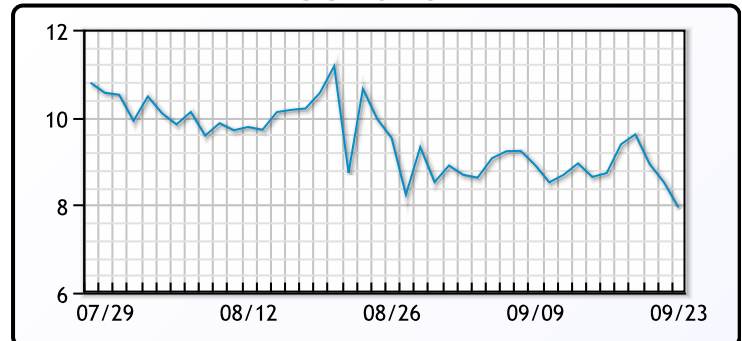
PRODUCTS

	Last	Week Ago	Month Ago
Gulf RBOB	112.43	109.74	124.3
Gulf ULSD	105.65	105.73	116.83
NYH RBOB	117.96	115.31	128.74
NYH ULSD	109.74	110.06	120.93
USGC 3%	35.88	35.63	41.13

WTI Diffs



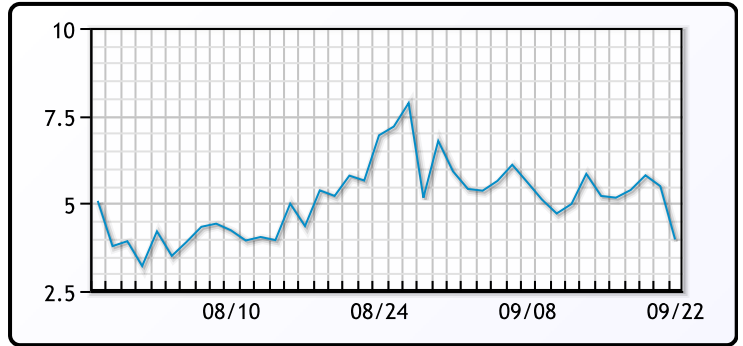
5-3-2 CRACK



3-2-1 Crack



Gulf 3-2-1 Crack



NGLs

MB

	Last	Week Ago	Month Ago
Butane	53	57.5	51.25
IsoButane	58	58.5	58.75
Natural Gasoline	87.25	82	86
Propane	49.75	49.75	50.375

CONWAY

	Last	Week Ago	Month Ago
Butane	51.5	48.5	52.5
IsoButane	64.25	65	79.5
Natural Gasoline	83.25	80.5	84
Propane	45.75	44.375	47.5

MB NON

	Last	Week Ago	Month Ago
Butane	65	67.5	57.25
IsoButane	58	58.5	58.75
Natural Gasoline	85.75	83.5	84.5
Propane	49.38	48.38	50.88

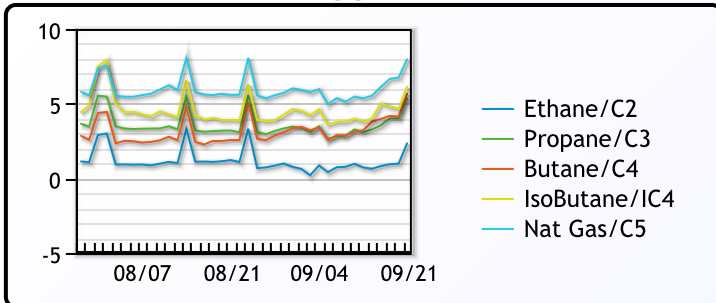
EDMONTON

	Last	Week Ago	Month Ago
Propane	22	17.88	25

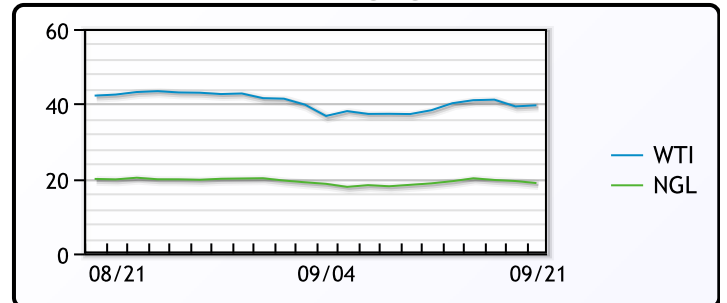
SARNIA

	Last	Week Ago	Month Ago
Propane	59.5	57.5	60.75

FRAC SPREAD



WTI vs NGL



FX

	Last	Change
CAD	1.3307	0.0003
DXY	94.013	0.02499
Gold	1902.15	1.94

RATES

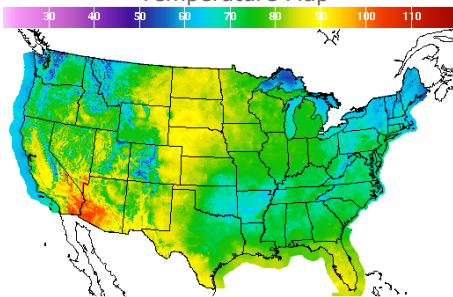
	Last	Change
US 2yr	0.1328	-0.0023
US 10yr	0.6724	0.0016
CAN 10yr	0.557	0.006

EQUITIES

	Last	Change
Nasdaq	10963.64	184.84
TSX	967.763	10.0545
S&P 500	3315.57	34.51

Weather Data

Temperature Map



City	HIGH °F	LOW °F
Calgary	61	44
Conway	86	56
Cushing	66	63
Denver	86	66
Houston	82	75
Mont Belvieu	80	73
Sarnia	72	50
Williston	86	58

Precipitation Map

