



MARKET DAILY

<http://www.pflpetroleum.com>
 1865 Veterans Park Dr. Suite 303
 Naples, Florida 34109
 Phone: 239-390-2885
 Fax: 239-949-0611
 Sep 17, 2020 8:27 PM

Major Energy Futures

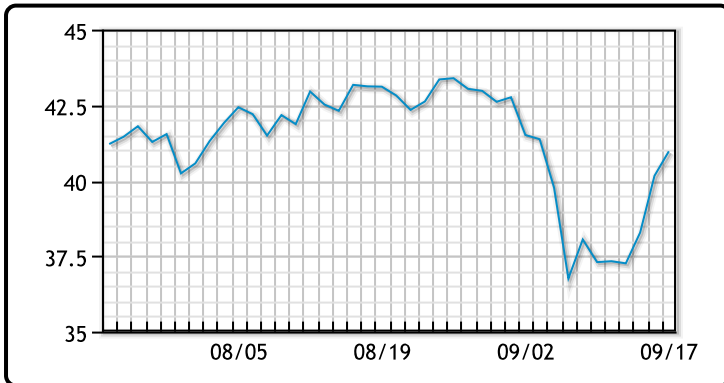
	Settle	Change
Brent	43.3	1.08
Gas Oil	340	5.25
Natural Gas	2.042	-0.225
RBOB	122.44	3.55
ULSD	115.98	4.35
WTI	40.97	0.81

Market Commentary

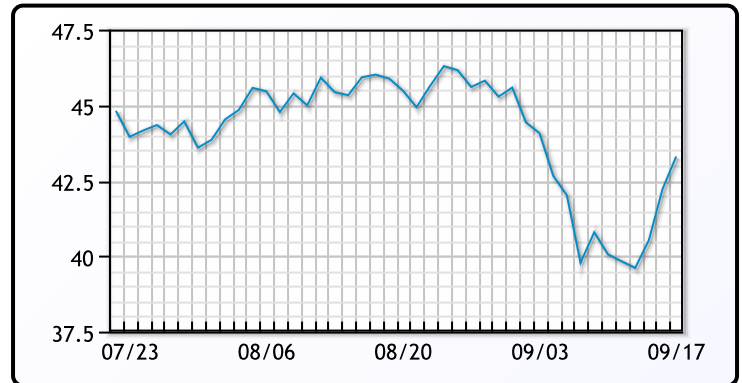
Oil prices continued their rise today as energy companies return crews to offshore platforms in the Gulf. Prices reversed earlier losses turning positive for the day as Saudi Arabia forcefully cracks down on OPEC+ member countries that failed to comply with their planned cuts. They also announced an extraordinary meeting in October if oil markets continue to weaken. Prices are now at a two week high and have had their best three day advance since May. Enforcing his commitment to support prices, the Saudi Energy minister is warning speculators from betting against oil prices, saying "We will never leave this market unattended. I want the guys in the trading floors to be as jumpy as possible. I'm going to make sure whoever gambles on this market will be ouching like hell." WTI traded up \$.81 or 2.02% to close at \$40.97. Brent traded up \$1.08 or 2.56% to close at \$43.30.

Crude & Product Markets

WTI



BRENT



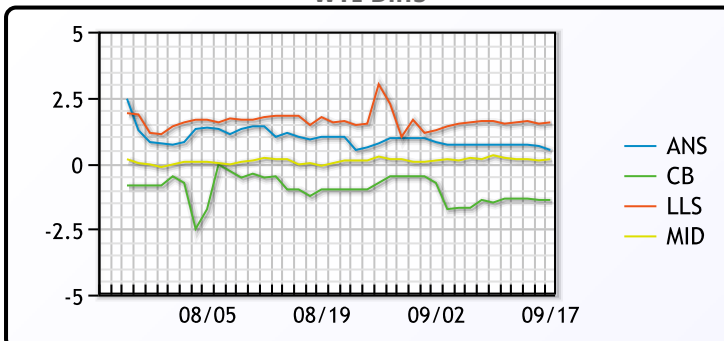
CRUDE

	Last	Week Ago	Month Ago
ANS	41.47	38	43.89
BLS	39.57	35.8	41.89
LLS	42.52	38.9	44.64
Mid	41.12	37.6	42.79
WTI	40.97	37.3	42.89

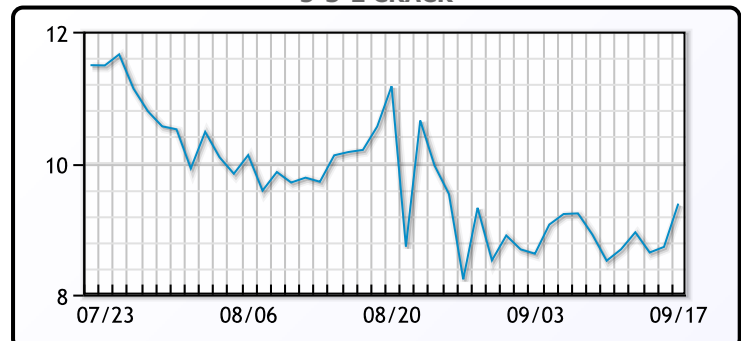
PRODUCTS

	Last	Week Ago	Month Ago
Gulf RBOB	117.69	104.52	121.5
Gulf ULSD	112.23	104.24	119.24
NYH RBOB	124.69	115.77	127
NYH ULSD	116.23	107.74	121.41
USGC 3%	37.88	34.88	41.63

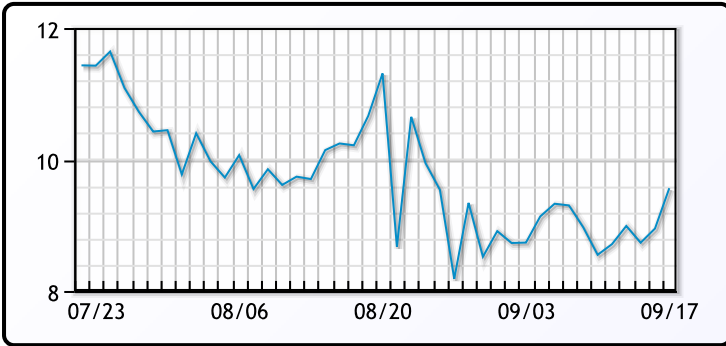
WTI Diffs



5-3-2 CRACK



3-2-1 Crack



Gulf 3-2-1 Crack



NGLs

MB

	Last	Week Ago	Month Ago
Butane	58	51	48.75
IsoButane	60	56	61.75
Natural Gasoline	89	82.25	87.75
Propane	51.5	45.5	50.375

CONWAY

	Last	Week Ago	Month Ago
Butane	53	47	52.5
IsoButane	66.25	64	80
Natural Gasoline	84.5	78.5	87.5
Propane	46.25	41.375	47.5

MB NON

	Last	Week Ago	Month Ago
Butane	70	58	56.75
IsoButane	60	56	61.75
Natural Gasoline	90.25	80.25	87.25
Propane	51.13	45.63	52

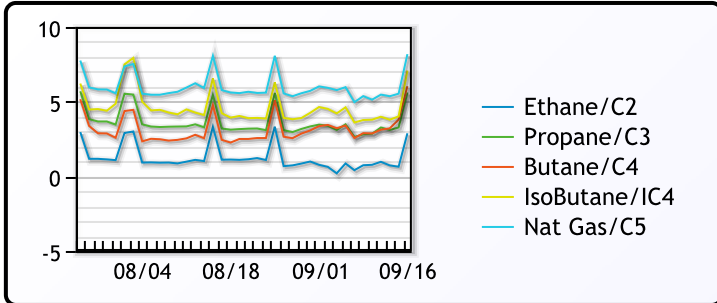
EDMONTON

	Last	Week Ago	Month Ago
Propane	20.25	16.75	24.75

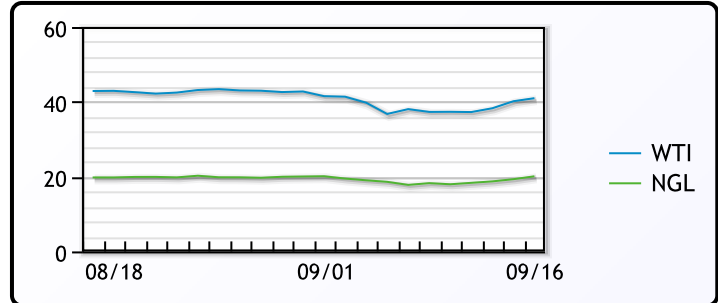
SARNIA

	Last	Week Ago	Month Ago
Propane	55.75	58	60

FRAC SPREAD



WTI vs NGL



FX

	Last	Change
CAD	1.3154	-0.0013
DXY	92.97	-0.244
Gold	1946.26	1.82

RATES

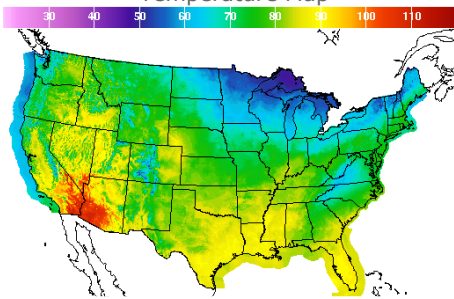
	Last	Change
US 2yr	0.135	-0.002
US 10yr	0.6887	-0.0082
CAN 10yr	0.574	0

EQUITIES

	Last	Change
Nasdaq	10910.28	-140.19
TSX	970.37	-3.4178
S&P 500	3357.01	-28.48

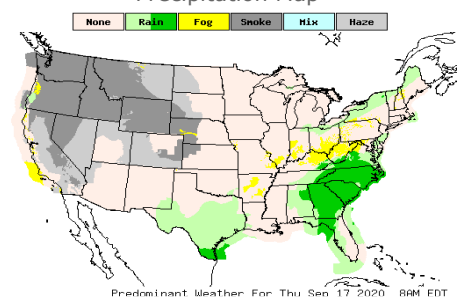
Weather Data

Temperature Map



City	HIGH °F	LOW °F
Calgary	72	48
Conway	55	35
Cushing	83	65
Denver	86	62
Houston	90	80
Mont Belvieu	85	75
Sarnia	62	54
Williston	71	46

Precipitation Map



This report has been prepared by PFL Petroleum Limited personnel for your information only and the views expressed are intended to provide market commentary and are not recommendations. This report is not an offer to sell or a solicitation of any offer to buy any security. The information contained herein has been compiled by PFL from sources believed to be reliable, but no representation or warranty, express or implied, is made by PFL Petroleum Limited, its affiliates or any other person as to its accuracy, completeness or correctness. Copyright 2017 PFL Petroleum Limited. All Rights Reserved