



MARKET DAILY

<http://www.pflpetroleum.com>
 1865 Veterans Park Dr. Suite 303
 Naples, Florida 34109
 Phone: 239-390-2885
 Fax: 239-949-0611
 Sep 15, 2020 6:51 PM

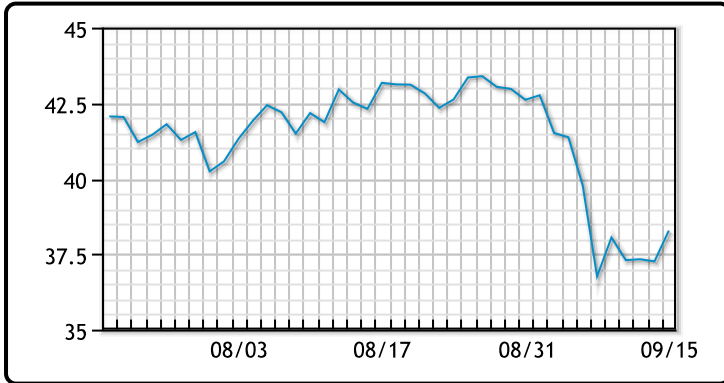
Major Energy Futures		
	Settle	Change
Brent	40.53	0.92
Gas Oil	320	-4.25
Natural Gas	2.362	0.052
RBOB	113.81	3.13
ULSD	109.93	0.59
WTI	38.28	1.02

Market Commentary

Oil prices rose for the day on the back of hurricane Sally's expected landfall in the Gulf. The already battered region is running through the same fire drill as a couple weeks ago shutting production and closing export terminals. Disrupting events like this are usually a good thing for oil prices however the extraordinary circumstances of the pandemic and its effects on demand are keeping prices in check. In a report yesterday, BP said the relentless growth in oil demand may have peaked in 2019. Their best case scenario is "broadly flat" demand over the next 20 years as the world transitions to cleaner energy. WTI traded up \$1.02 or 2.74% to close at \$38.28. Brent traded up \$.92 or 2.32% to close \$40.53.

Crude & Product Markets

WTI



BRENT



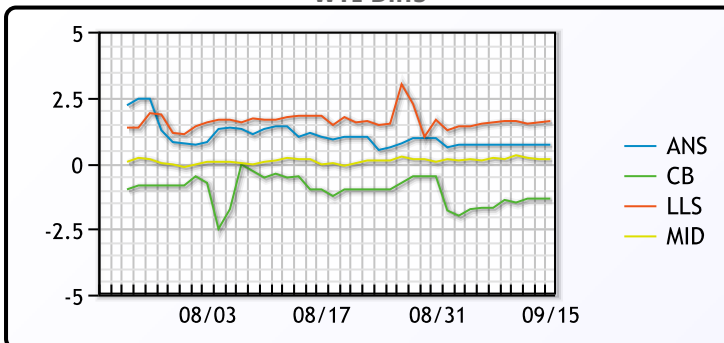
CRUDE

	Last	Week Ago	Month Ago
ANS	38.98	37.46	42.91
BLS	36.93	35.06	40.76
LLS	39.88	38.31	43.46
Mid	38.43	36.96	42.01
WTI	38.28	36.76	42.01

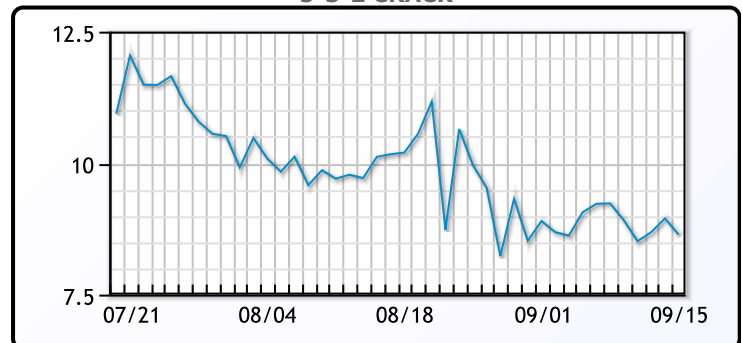
PRODUCTS

	Last	Week Ago	Month Ago
Gulf RBOB	109.74	107.15	118.96
Gulf ULSD	105.73	103.43	118.67
NYH RBOB	115.31	116.03	124.46
NYH ULSD	110.06	106.18	121.29
USGC 3%	35.63	33.63	40.63

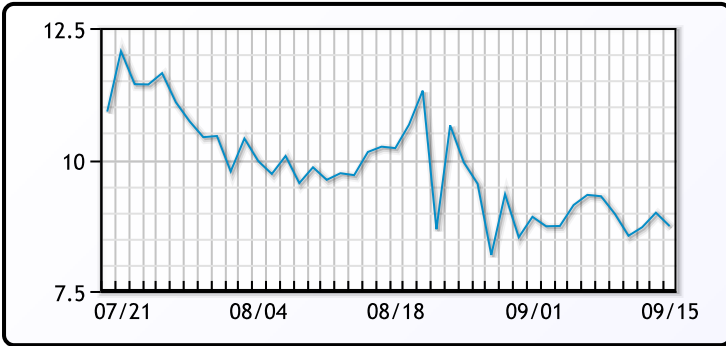
WTI Diffs



5-3-2 CRACK



3-2-1 Crack



Gulf 3-2-1 Crack



NGLs

MB

	Last	Week Ago	Month Ago
Butane	57.5	50.25	49.5
IsoButane	58.5	54.25	61.5
Natural Gasoline	82	84.5	87.75
Propane	49.75	45.5	49.75

CONWAY

	Last	Week Ago	Month Ago
Butane	48.5	47	52.13
IsoButane	65	64	81
Natural Gasoline	80.5	77	87
Propane	44.375	41.5	46.5

MB NON

	Last	Week Ago	Month Ago
Butane	67.5	57.25	55.5
IsoButane	58.5	54.25	61.5
Natural Gasoline	83.5	80	86.5
Propane	48.38	48	52

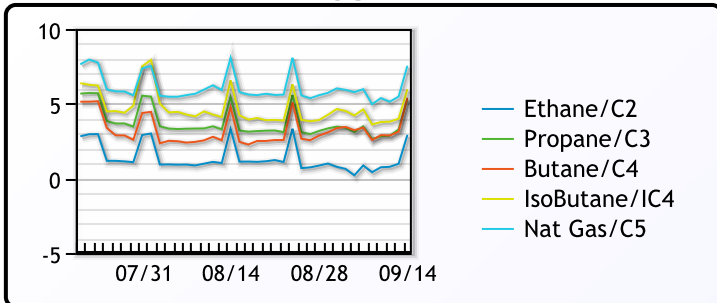
EDMONTON

	Last	Week Ago	Month Ago
Propane	17.88	19.25	24.75

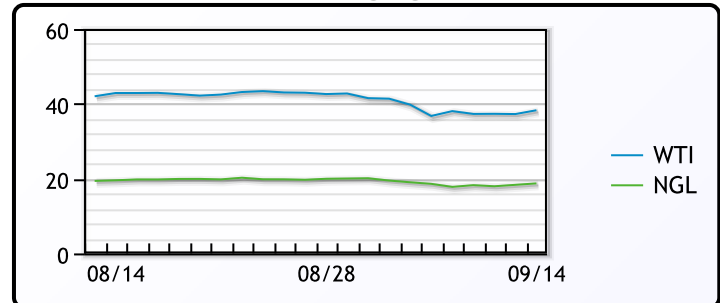
SARNIA

	Last	Week Ago	Month Ago
Propane	57.5	60.5	60

FRAC SPREAD



WTI vs NGL



FX

	Last	Change
CAD	1.3186	0
DXY	93.05	-0.002
Gold	1955.09	0.94

RATES

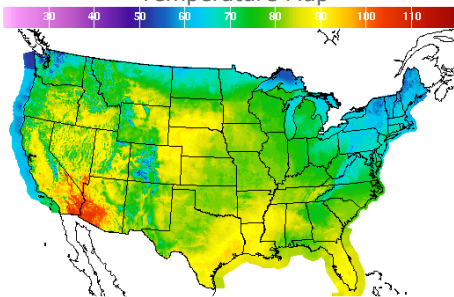
	Last	Change
US 2yr	0.139	0.002
US 10yr	0.6789	0.0066
CAN 10yr	0.555	0.002

EQUITIES

	Last	Change
Nasdaq	11190.32	133.67
TSX	983.64	3.5047
S&P 500	3401.2	17.66

Weather Data

Temperature Map



City	HIGH °F	LOW °F
Calgary	56	41
Conway	67	50
Cushing	82	64
Denver	85	66
Houston	93	79
Mont Belvieu	91	74
Sarnia	68	45
Williston	69	51

Precipitation Map

