



MARKET DAILY

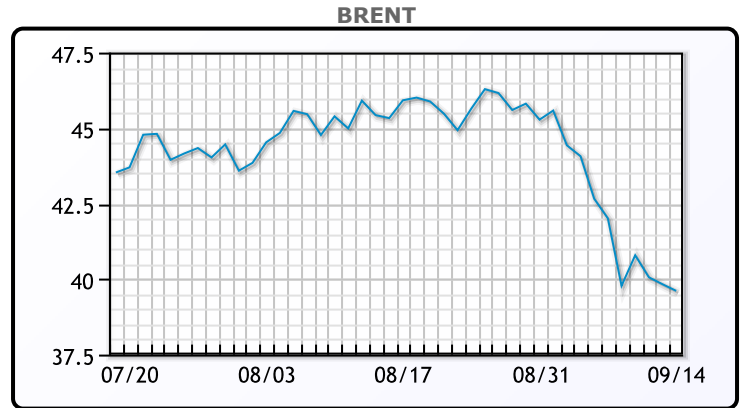
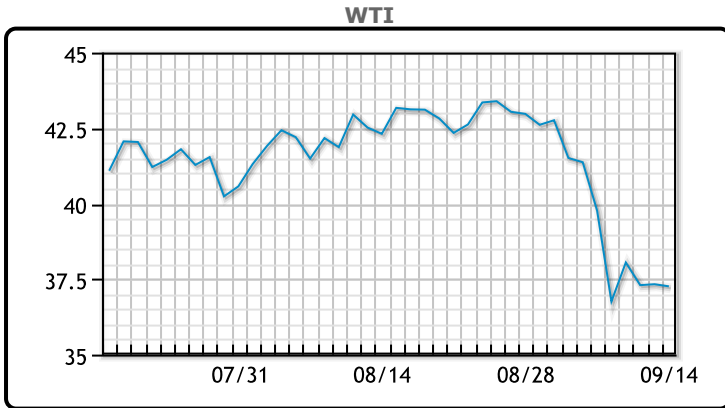
<http://www.pflpetroleum.com>
 1865 Veterans Park Dr. Suite 303
 Naples, Florida 34109
 Phone: 239-390-2885
 Fax: 239-949-0611
 Sep 14, 2020 7:31 PM

Major Energy Futures		
	Settle	Change
Brent	39.61	-0.09
Gas Oil	319.75	1.25
Natural Gas	2.31	-0.054
RBOB	110.68	-0.28
ULSD	109.34	0.72
WTI	37.26	-0.07

Market Commentary

Crude oil prices continued their decline as yet another storm brews in the Gulf. "The storm is taking production offline in the Gulf of Mexico, and the market doesn't care - that shows just how bad the situation is," said Bob Yawger, director of energy futures for Mizuho. Libyan commander Khalifa Haftar has committed to ending a month's long blockade on their oil facilities, adding 1MM/bpd to an already oversupplied market. OPEC just revised down its global oil demand forecast again, expecting oil to fall by 9.46MM/bpd, compared to a previous forecast of 9.06MM/bpd. WTI traded down \$.07 or -.19% to close at \$37.26. Brent traded down \$.09 or -.23% to close at \$39.74.

Crude & Product Markets

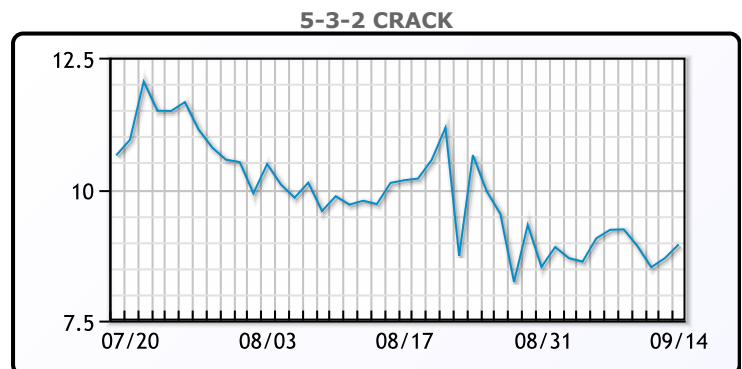
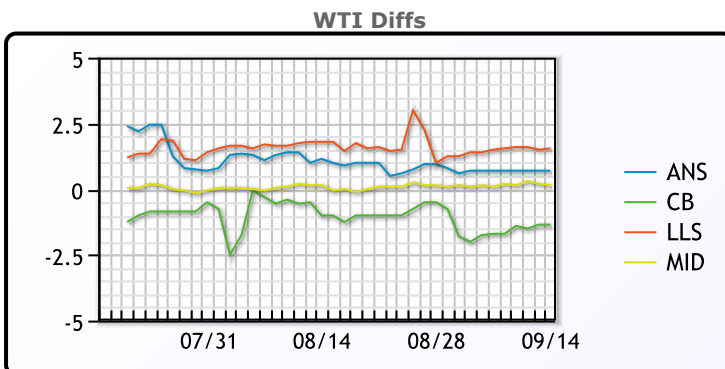


CRUDE

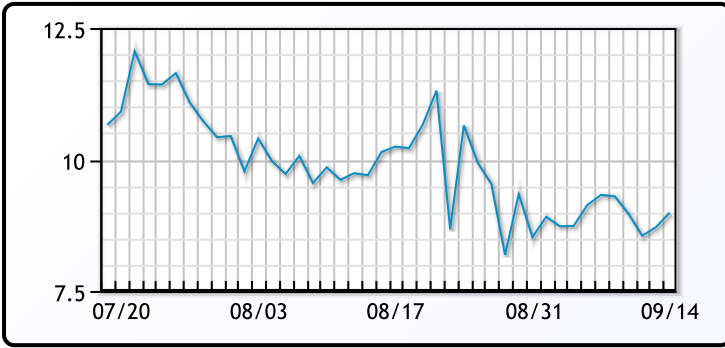
	Last	Week Ago	Month Ago
ANS	37.96	40.47	42.91
BLS	35.91	38.07	40.76
LLS	38.81	41.27	43.46
Mid	37.41	39.87	42.01
WTI	37.26	39.77	42.01

PRODUCTS

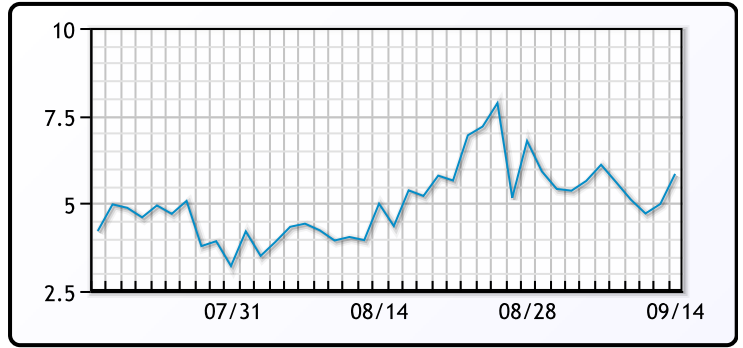
	Last	Week Ago	Month Ago
Gulf RBOB	106.18	114.35	118.96
Gulf ULSD	105.46	111.03	118.67
NYH RBOB	111.81	123.72	124.46
NYH ULSD	109.46	113.15	121.29
USGC 3%	34.88	36.13	40.63



3-2-1 Crack



Gulf 3-2-1 Crack



NGLs

MB

	Last	Week Ago	Month Ago
Butane	56	52.25	49.5
IsoButane	58	59.25	61.5
Natural Gasoline	80.5	84.5	88
Propane	48.5	48	49.75

CONWAY

	Last	Week Ago	Month Ago
Butane	47.75	50	52.13
IsoButane	64	65	81
Natural Gasoline	78.5	82	87
Propane	43	43	46.5

MB NON

	Last	Week Ago	Month Ago
Butane	63	59.25	55.5
IsoButane	58	59.25	61.5
Natural Gasoline	81.25	86	86.5
Propane	47	48	52.13

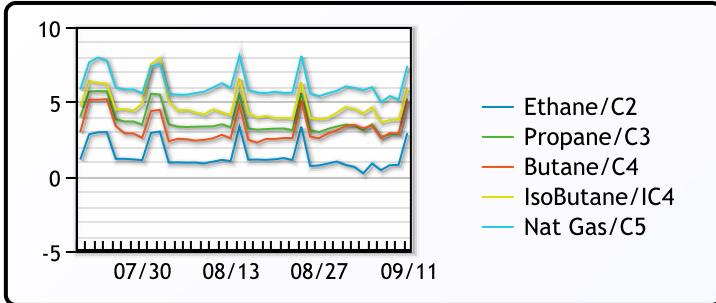
EDMONTON

	Last	Week Ago	Month Ago
Propane	17.25	19.25	24.63

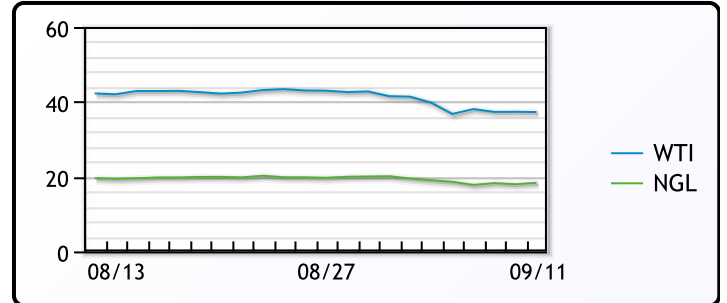
SARNIA

	Last	Week Ago	Month Ago
Propane	58	60.5	60.75

FRAC SPREAD



WTI vs NGL



FX

	Last	Change
CAD	1.3178	0.0002
DXY	93.056	-0.27701
Gold	1956.83	-0.03

RATES

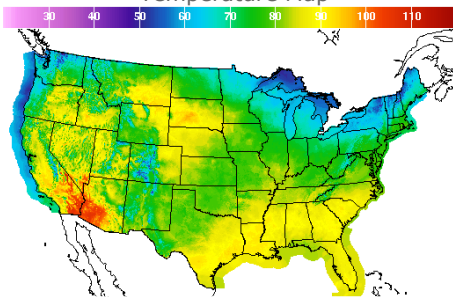
	Last	Change
US 2yr	0.137	0.01
US 10yr	0.6723	0.0065
CAN 10yr	0.553	0.003

EQUITIES

	Last	Change
Nasdaq	11056.65	203.11
TSX	980.14	6.3135
S&P 500	3383.54	42.57

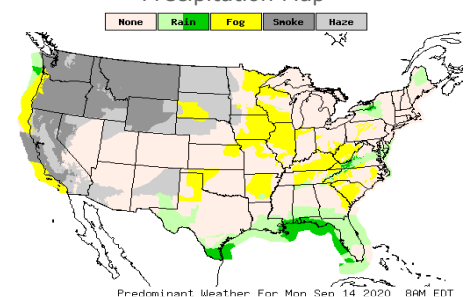
Weather Data

Temperature Map



City	HIGH °F	LOW °F
Calgary	52	43
Conway	66	42
Cushing	76	58
Denver	85	64
Houston	90	79
Mont Belvieu	88	74
Sarnia	63	52
Williston	79	52

Precipitation Map



This report has been prepared by PFL Petroleum Limited personnel for your information only and the views expressed are intended to provide market commentary and are not recommendations. This report is not an offer to sell or a solicitation of any offer to buy any security. The information contained herein has been compiled by PFL from sources believed to be reliable, but no representation or warranty, express or implied, is made by PFL Petroleum Limited, its affiliates or any other person as to its accuracy, completeness or correctness. Copyright 2017 PFL Petroleum Limited. All Rights Reserved