



# MARKET DAILY

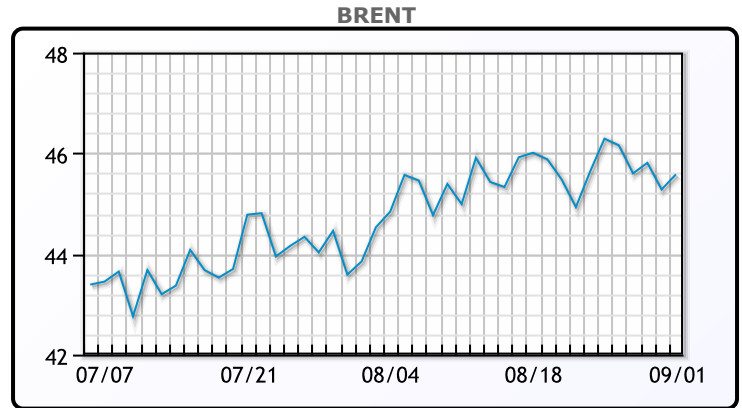
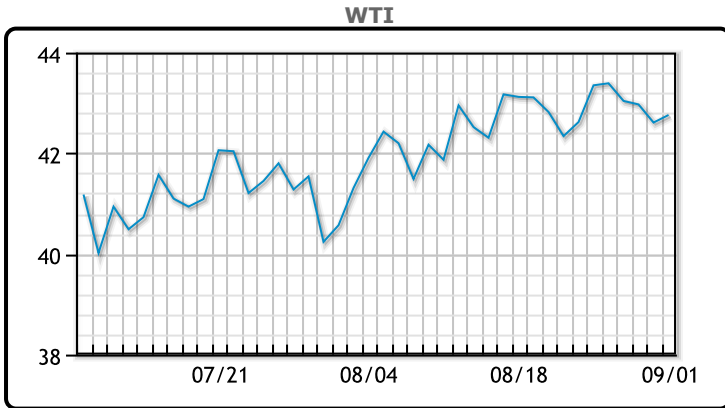
<https://www.pflpetroleum.com>  
 1865 Veterans Park Dr. Suite 303  
 Naples, Florida 34109  
 Phone: 239-390-2885  
 Fax: 239-949-0611  
 Sep 1, 2020 7:28 PM

Major Energy Futures		
	Settle	Change
Brent	45.58	-0.53
Gas Oil	365.75	-3.5
Natural Gas	2.527	-0.103
RBOB	122.47	1.1
ULSD	123.08	1.35
WTI	42.76	-0.36

**Market Commentary**

Oil prices rose today, reversing overnight losses as better-than-expected U.S. manufacturing activity data and a bullish equity market helped prices. The dollar is at its lowest in more than two years against a basket of currencies, pressured by the U.S. Federal Reserve's loosening of inflation policy last week. A softer dollar is supportive for oil as dollar-priced commodities become cheaper for global buyers. PVM analyst Tamas Varga said oil prices are likely to move below recent levels, citing sizeable downward revisions to second-half demand estimates by the IEA and OPEC.

## Crude & Product Markets

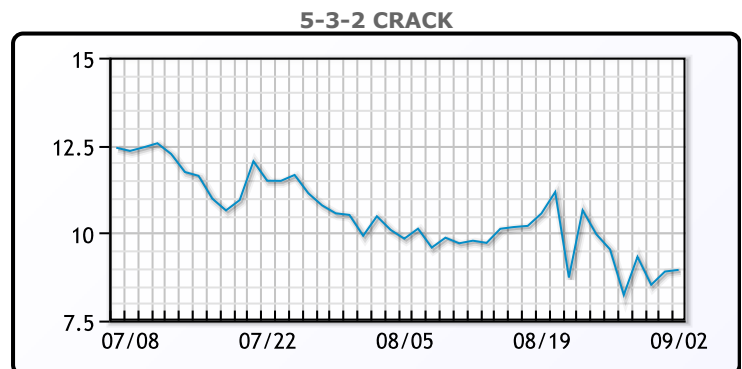
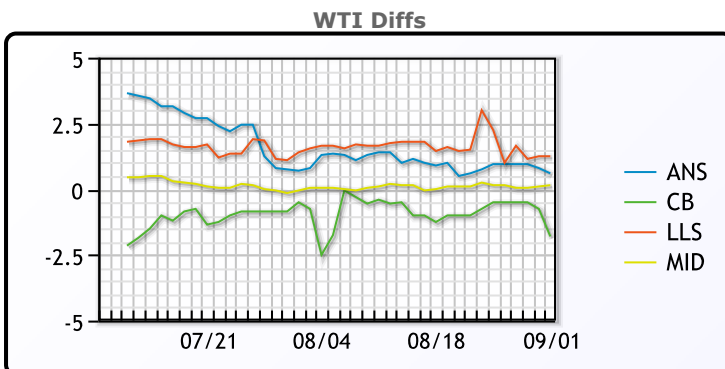


**CRUDE**

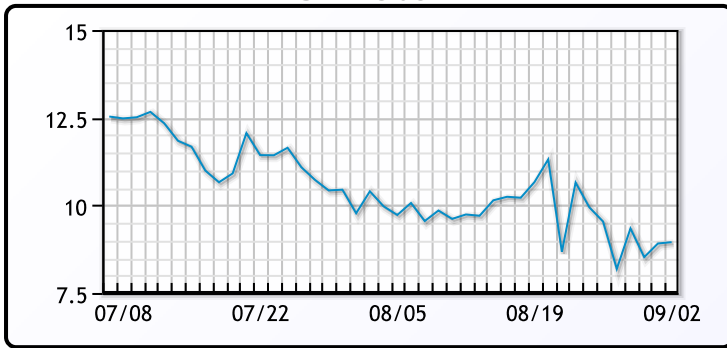
	Last	Week Ago	Month Ago
ANS	43.36	44.1	41.57
BLS	40.96	42.65	37.77
LLS	44.01	45.4	41.92
Mid	42.91	43.3	40.32
WTI	42.76	43.15	40.27

**PRODUCTS**

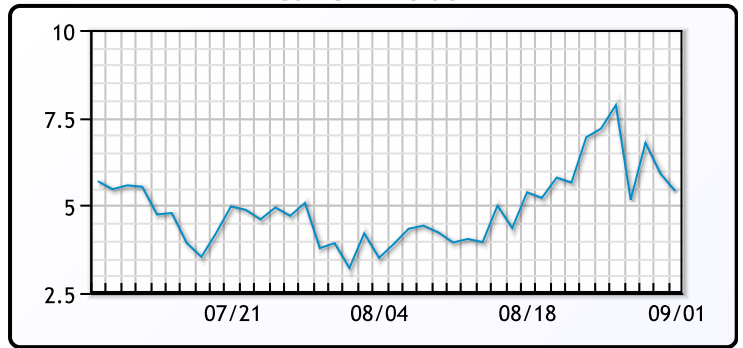
	Last	Week Ago	Month Ago
Gulf RBOB	119.47	128.1	112.24
Gulf ULSD	118.18	122.08	117.4
NYH RBOB	128.6	139.34	118.96
NYH ULSD	121.33	125.51	121.96
USGC 3%	40.13	41.88	37.38



3-2-1 Crack



Gulf 3-2-1 Crack



NGLs

MB

	Last	Week Ago	Month Ago
Butane	57.5	52.75	48.25
IsoButane	63.25	59.5	71.75
Natural Gasoline	87.25	88.25	80
Propane	51.875	51.25	50.5

CONWAY

	Last	Week Ago	Month Ago
Butane	53.5	53.25	50.5
IsoButane	71.63	74.5	74
Natural Gasoline	87	85	80
Propane	47.125	47.5	47.375

MB NON

	Last	Week Ago	Month Ago
Butane	61.5	58.75	51.75
IsoButane	63.25	59.5	71.75
Natural Gasoline	89	87.5	72
Propane	52	51.75	51

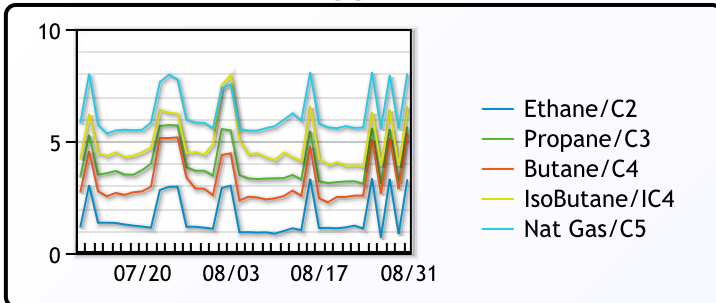
EDMONTON

	Last	Week Ago	Month Ago
Propane	20.25	24.5	27.25

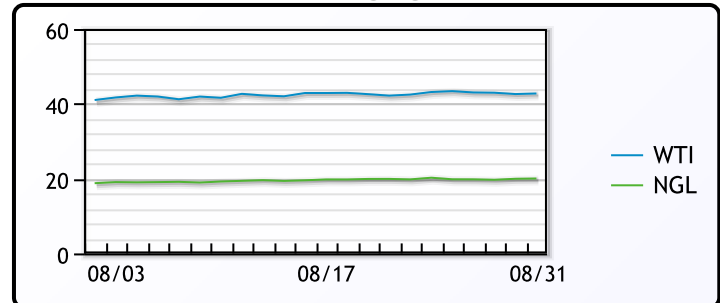
SARNIA

	Last	Week Ago	Month Ago
Propane	60	60.5	59.5

FRAC SPREAD



WTI vs NGL



FX

	Last	Change
CAD	1.306	-0.0004
DXY	92.33801	0.19401
Gold	1969.99	-0.19

RATES

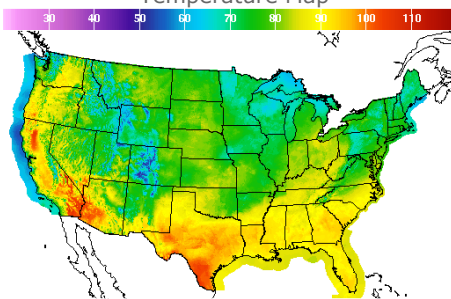
	Last	Change
US 2yr	0.1309	0
US 10yr	0.6689	-0.0359
CAN 10yr	0.574	-0.048

EQUITIES

	Last	Change
Nasdaq	11939.67	164.21
TSX	998.289	7.7732
S&P 500	3526.65	26.34

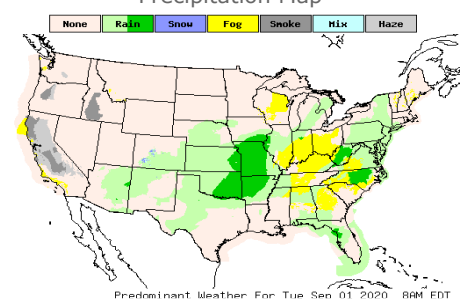
Weather Data

Temperature Map



City	HIGH °F	LOW °F
Calgary	73	55
Conway	73	58
Cushing	76	73
Denver	79	71
Houston	92	85
Mont Belvieu	89	83
Sarnia	77	68
Williston	75	60

Precipitation Map



This report has been prepared by PFL Petroleum Limited personnel for your information only and the views expressed are intended to provide market commentary and are not recommendations. This report is not an offer to sell or a solicitation of any offer to buy any security. The information contained herein has been compiled by PFL from sources believed to be reliable, but no representation or warranty, express or implied, is made by PFL Petroleum Limited, its affiliates or any other person as to its accuracy, completeness or correctness. Copyright 2017 PFL Petroleum Limited. All Rights Reserved