



MARKET DAILY

<https://www.pflpetroleum.com>
 1865 Veterans Park Dr. Suite 303
 Naples, Florida 34109
 Phone: 239-390-2885
 Fax: 239-949-0611
 Aug 7, 2020 5:44 PM

Major Energy Futures

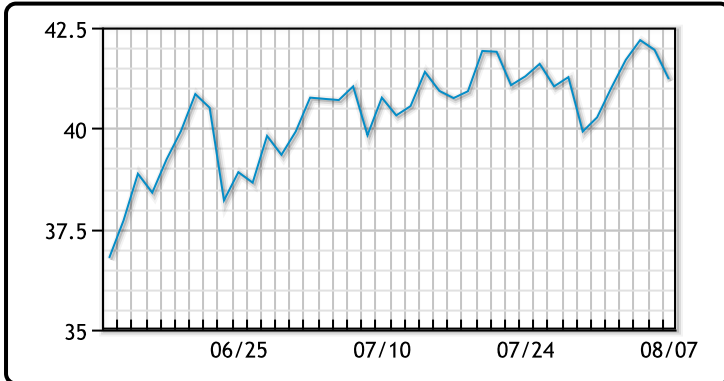
	Settle	Change
Brent	44.4	-0.46
Gas Oil	369	-13.5
Natural Gas	2.238	-0.026
RBOB	120.76	0.53
ULSD	121.99	-1.32
WTI	41.22	-0.73

Market Commentary

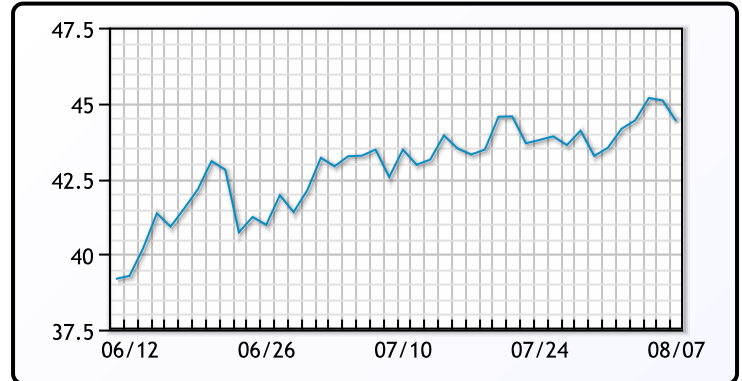
Oil prices fell for the day limiting the weekly gain as stimulus talks degraded. President Trump is threatening to pull WH representatives out of talks and instead issue executive orders. "The U.S. Congress can't seem to come up with a plan for the next round of stimulus and it's creating doubt for U.S. economic recovery," said Gary Cunningham of Tradition Energy. Even the central banks are insisting on more stimuli and are alluding to bad outcomes otherwise. Only time will tell whether the short term benefit of increased stimulus will outweigh any potential long term consequence. U.S. non-farm payrolls for July came in slightly better than expected, but still showed employment growth slowed - another point that is being used to lobby for more benefits. U.S. energy companies cut the number of oil and gas rigs this week to a record low for a 14th week. U.S. oil rigs fell by four to 176 this week, their lowest since July 2005, according to data from Baker Hughes. WTI traded down \$.73 or 01.74% to close at \$41.22. Brent traded down \$.46 or -1.02% to close at \$44.63.

Crude & Product Markets

WTI



BRENT



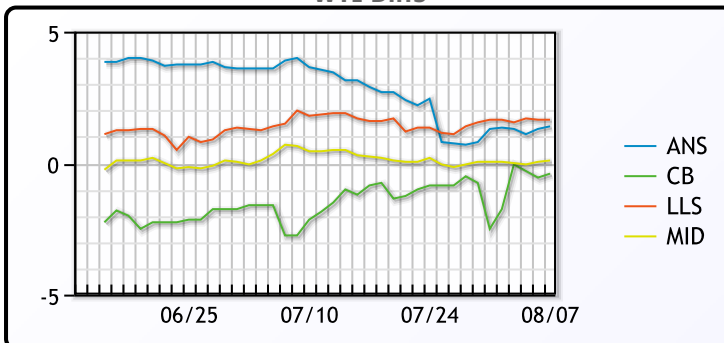
CRUDE

	Last	Week Ago	Month Ago
ANS	42.62	41.57	44.62
BLS	40.82	37.77	37.87
LLS	42.87	41.92	42.62
Mid	41.32	40.32	41.27
WTI	41.22	40.27	40.62

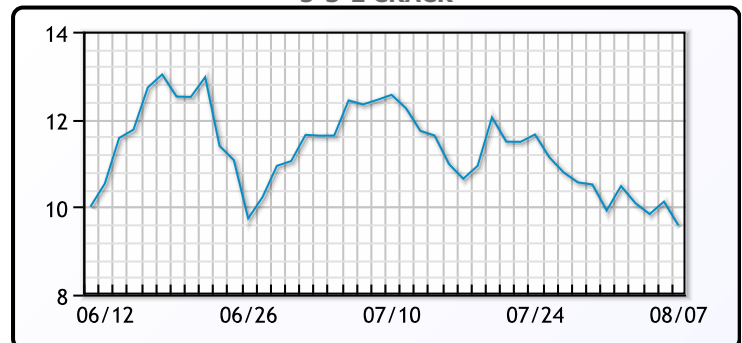
PRODUCTS

	Last	Week Ago	Month Ago
Gulf RBOB	116.64	112.24	124
Gulf ULSD	115.99	117.4	119.98
NYH RBOB	121.76	118.96	128.5
NYH ULSD	121.32	121.96	124.71
USGC 3%	38.38	37.38	38.88

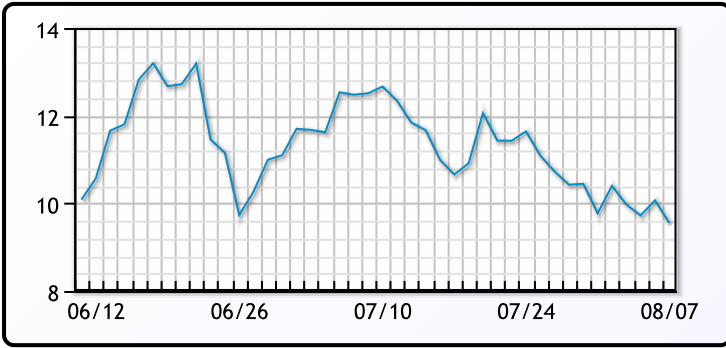
WTI Diffs



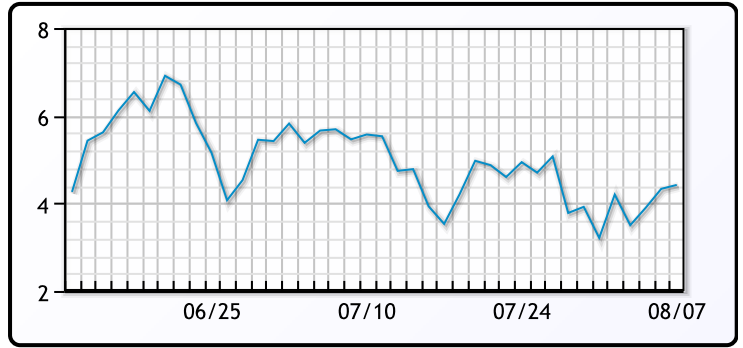
5-3-2 CRACK



3-2-1 Crack



Gulf 3-2-1 Crack



NGLs

MB

	Last	Week Ago	Month Ago
Butane	48.375	48.25	48
IsoButane	62.375	71.75	55.5
Natural Gasoline	83.38	80	80.5
Propane	49.75	50.5	49

MB NON

	Last	Week Ago	Month Ago
Butane	54.375	51.75	51.5
IsoButane	62.375	71.75	55.5
Natural Gasoline	82.25	72	67.5
Propane	52	51.38	47.88

CONWAY

	Last	Week Ago	Month Ago
Butane	51.25	50.5	51.25
IsoButane	76.75	74	79
Natural Gasoline	83	80	85
Propane	47.25	47.375	47.75

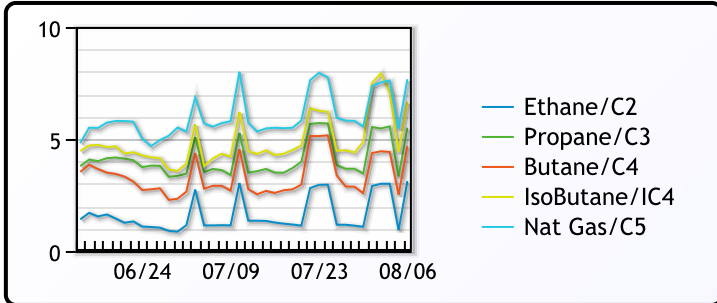
EDMONTON

	Last	Week Ago	Month Ago
Propane	26.5	26	31.25

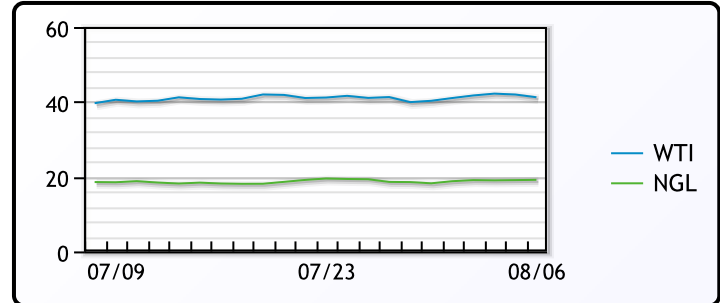
SARNIA

	Last	Week Ago	Month Ago
Propane	58.75	59.5	62.75

FRAC SPREAD



WTI vs NGL



FX

	Last	Change
CAD	1.3384	0.0077
DXY	93.391	0.603
Gold	2035.55	-27.99

RATES

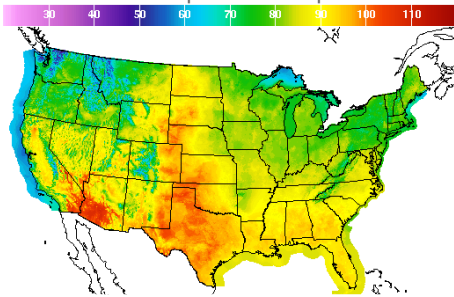
	Last	Change
US 2yr	0.129	0.0139
US 10yr	0.564	0.0278
CAN 10yr	0.478	0.015

EQUITIES

	Last	Change
Nasdaq	11010.98	-97.09
TSX	991.1	-1.7301
S&P 500	3351.28	2.12

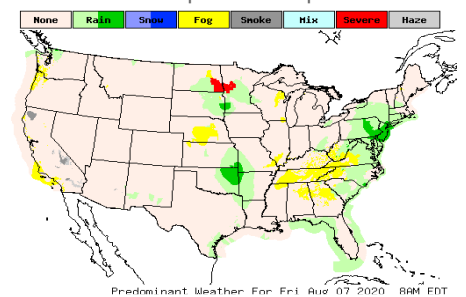
Weather Data

Temperature Map



City	HIGH °F	LOW °F
Calgary	66	53
Conway	81	72
Cushing	88	81
Denver	94	82
Houston	94	85
Mont Belvieu	91	81
Sarnia	76	60
Williston	87	66

Precipitation Map



This report has been prepared by PFL Petroleum Limited personnel for your information only and the views expressed are intended to provide market commentary and are not recommendations. This report is not an offer to sell or a solicitation of any offer to buy any security. The information contained herein has been compiled by PFL from sources believed to be reliable, but no representation or warranty, express or implied, is made by PFL Petroleum Limited, its affiliates or any other person as to its accuracy, completeness or correctness. Copyright 2017 PFL Petroleum Limited. All Rights Reserved