



MARKET DAILY

<https://www.pflpetroleum.com>
 1865 Veterans Park Dr. Suite 303
 Naples, Florida 34109
 Phone: 239-390-2885
 Fax: 239-949-0611
 Aug 6, 2020 7:28 PM

Major Energy Futures

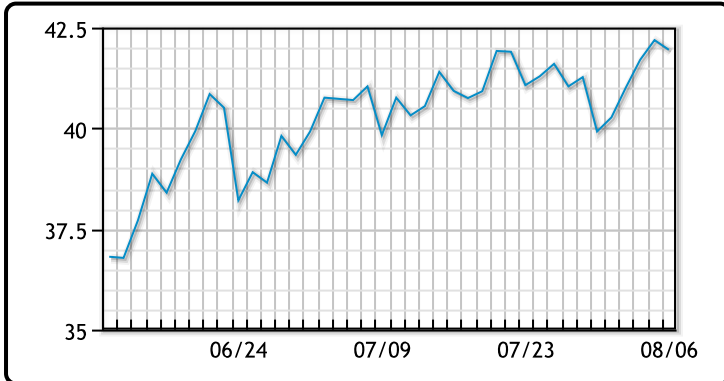
	Settle	Change
Brent	45.09	-0.08
Gas Oil	374.5	17.25
Natural Gas	2.165	-0.026
RBOB	122.81	0.53
ULSD	124.99	-1.32
WTI	41.95	-0.24

Market Commentary

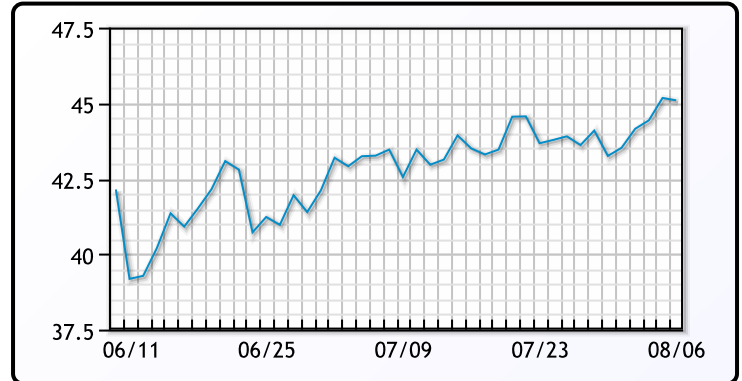
Prices were flat for the day hovering around their five month highs as a weaker dollar and the Fed's new inflation objectives continue to be supportive oil prices. A US Appeals court ruled that the Dakota Access Pipeline does not have to be immediately shut and drained, but the legal battle will continue over a permit that allowed the line to be finished. As peak driving season winds down, the EIA calculated gasoline demand remains at around 8.6 million barrels per day, around **10% lower** than a year earlier. *"In the medium term the weak demand is likely to weigh more heavily than the positive sentiment (is supportive), which is why we expect prices to correct in the near future,"* Commerzbank analyst Eugen Weinberg said. Tomorrow we will see the nonfarm payrolls report, and depending on the number, this could cause some dramatic price movements. WTI traded down **\$.24** or **-.57%** to close at \$41.95. Brent traded down **\$.08** or **-.18%** to close at \$45.09

Crude & Product Markets

WTI



BRENT



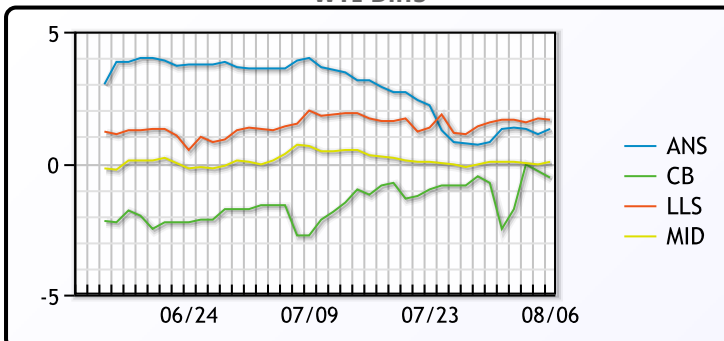
CRUDE

	Last	Week Ago	Month Ago
ANS	43.25	40.72	44.53
BLS	41.4	39.17	37.88
LLS	43.6	41.47	42.13
Mid	42	39.97	41.33
WTI	41.95	39.92	40.63

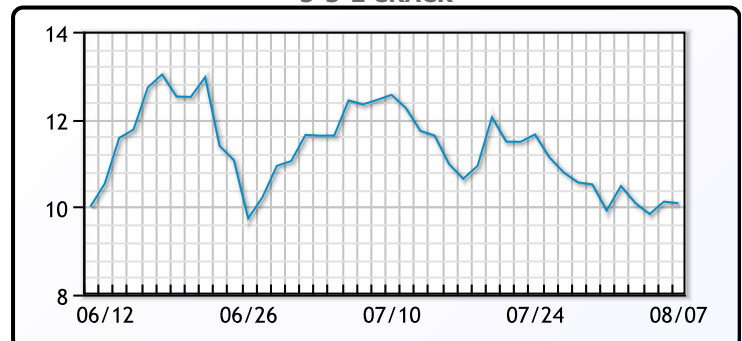
PRODUCTS

	Last	Week Ago	Month Ago
Gulf RBOB	118.43	114.58	120.58
Gulf ULSD	118.99	116.78	119.62
NYH RBOB	124.31	122.54	124.58
NYH ULSD	124.32	121.32	124.42
USGC 3%	39.13	36.63	38.38

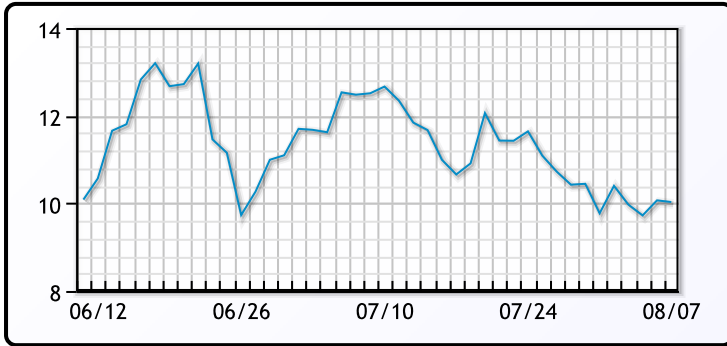
WTI Diffs



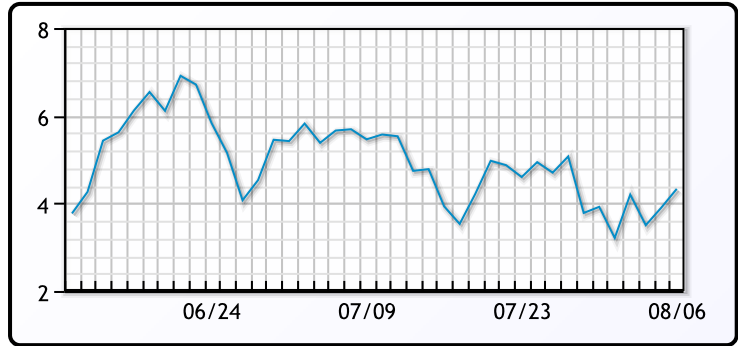
5-3-2 CRACK



3-2-1 Crack



Gulf 3-2-1 Crack



NGLs

MB

	Last	Week Ago	Month Ago
Butane	48.75	47.25	46.5
IsoButane	62.75	59.75	54
Natural Gasoline	83	82.25	74.5
Propane	50.375	48.25	47.625

CONWAY

	Last	Week Ago	Month Ago
Butane	51.63	49	49.25
IsoButane	77	73	81
Natural Gasoline	83	81	83
Propane	48	46.75	46.25

MB NON

	Last	Week Ago	Month Ago
Butane	54.75	50.75	50
IsoButane	62.75	59.75	54
Natural Gasoline	82.25	71.5	65.5
Propane	52.5	50	46.75

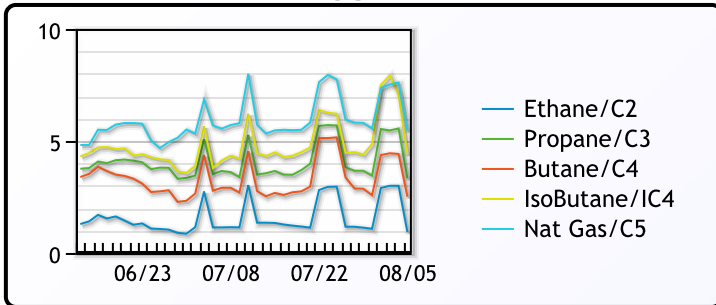
EDMONTON

	Last	Week Ago	Month Ago
Propane	28.25	26	30.75

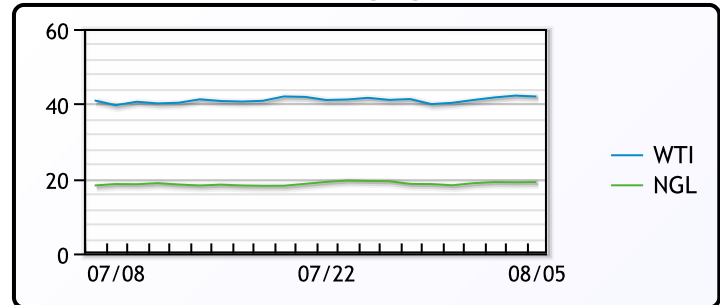
SARNIA

	Last	Week Ago	Month Ago
Propane	58.75	59.5	62.75

FRAC SPREAD



WTI vs NGL



FX

	Last	Change
CAD	1.3313	0.0006
DXY	92.788	-0.08
Gold	2068.96	5.42

RATES

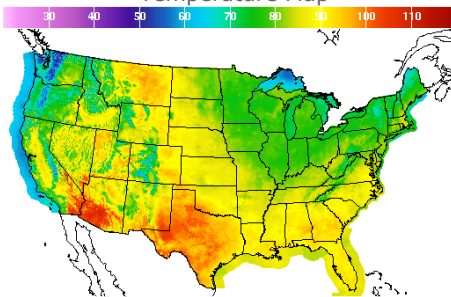
	Last	Change
US 2yr	0.1151	-0.002
US 10yr	0.5362	-0.0115
CAN 10yr	0.463	-0.039

EQUITIES

	Last	Change
Nasdaq	11108.07	109.67
TSX	992.83	4.2131
S&P 500	3349.16	21.39

Weather Data

Temperature Map



City	HIGH °F	LOW °F
Calgary	78	61
Conway	79	65
Cushing	84	77
Denver	86	77
Houston	92	84
Mont Belvieu	90	81
Sarnia	72	60
Williston	90	74

Precipitation Map

