



MARKET DAILY

<https://www.pflpetroleum.com>
 1865 Veterans Park Dr. Suite 303
 Naples, Florida 34109
 Phone: 239-390-2885
 Fax: 239-949-0611
 Aug 4, 2020 7:00 PM

Major Energy Futures

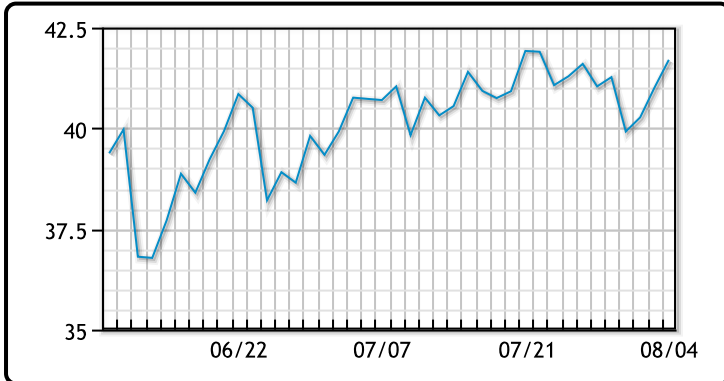
	Settle	Change
Brent	44.43	0.28
Gas Oil	370.75	5
Natural Gas	2.193	0.092
RBOB	121.43	0.12
ULSD	125.84	1.75
WTI	41.7	0.69

Market Commentary

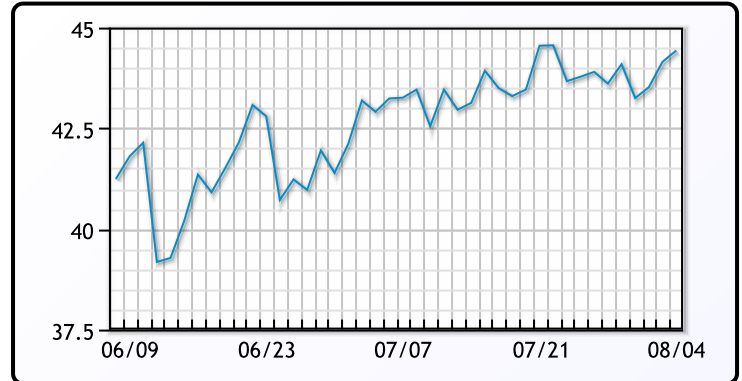
Oil prices traded up today on hopes of new US stimulus and progress against the virus. Brent closed at its highest level today since early March while WTI was also trading at its highest level since March earlier in the day. New US coronavirus cases fell below 50,000 over the weekend for the first time in over a month, a sign of progress that some of the harder hit states are cooling off. According to Reuters, traders are saying crude remains under pressure due to concerns a fresh wave of COVID-19 infections elsewhere in the world will hamper demand recovery just as major producers ramp up output. OPEC increased its July production by 900K/bpd to 23.43MM/bpd while US producers also gear up for increased production. WTI traded up \$.69 or 1.68% to close at \$41.70. Brent traded up \$.28 or .63% to close at \$44.43.

Crude & Product Markets

WTI



BRENT



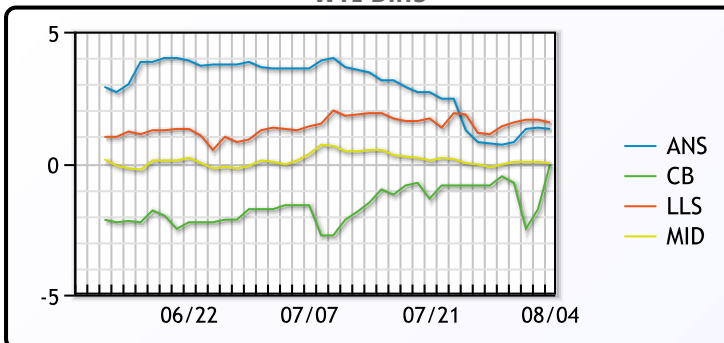
CRUDE

	Last	Week Ago	Month Ago
ANS	43	41.79	44.25
BLS	41.65	40.19	39.05
LLS	43.25	42.14	42.05
Mid	41.7	40.89	41
WTI	41.7	41.04	40.65

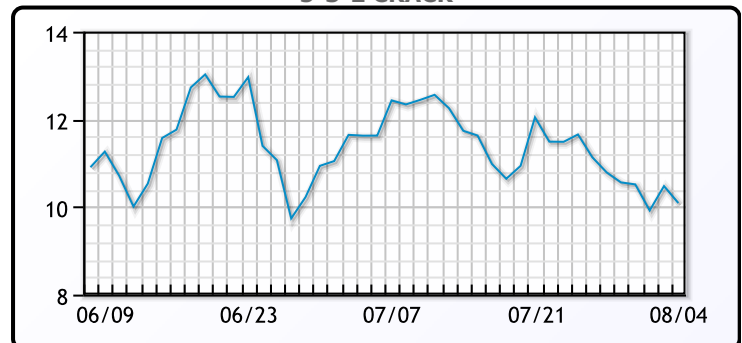
PRODUCTS

	Last	Week Ago	Month Ago
Gulf RBOB	116.18	119.77	122.29
Gulf ULSD	119.96	119.29	118.61
NYH RBOB	122.81	127.68	126.42
NYH ULSD	125.59	124.46	123.36
USGC 3%	37.88	37.13	34.88

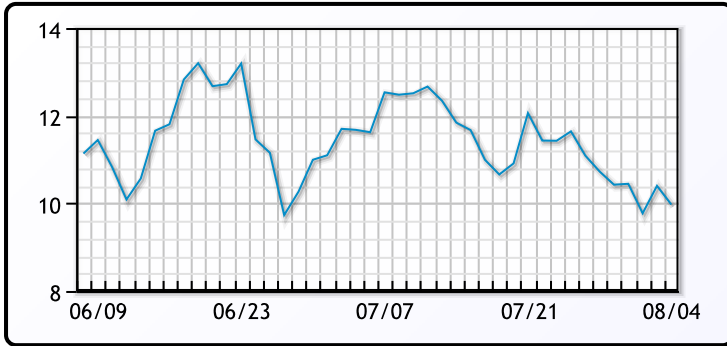
WTI Diffs



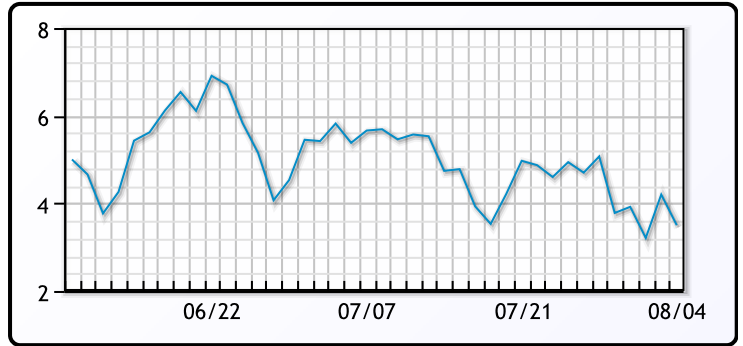
5-3-2 CRACK



3-2-1 Crack



Gulf 3-2-1 Crack



NGLs

MB

	Last	Week Ago	Month Ago
Butane	50	50	46
IsoButane	63	57.5	54
Natural Gasoline	81.75	84.25	74.5
Propane	50.25	49.75	46.625

MB NON

	Last	Week Ago	Month Ago
Butane	53	53.5	49.5
IsoButane	66	57.5	54
Natural Gasoline	81.5	73.25	59.5
Propane	52.75	51.63	46.75

CONWAY

	Last	Week Ago	Month Ago
Butane	50.5	51.75	48.5
IsoButane	75	72	80
Natural Gasoline	82	84	81
Propane	47.75	48.25	45.75

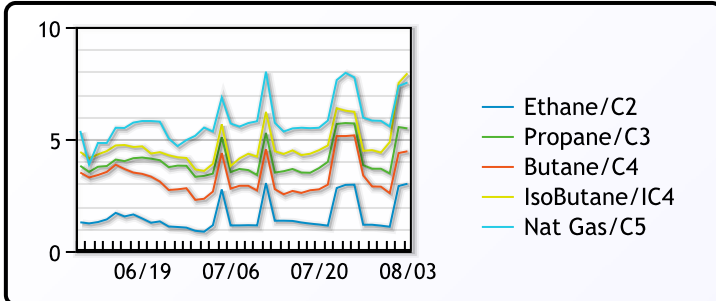
EDMONTON

	Last	Week Ago	Month Ago
Propane	28	29.38	30.75

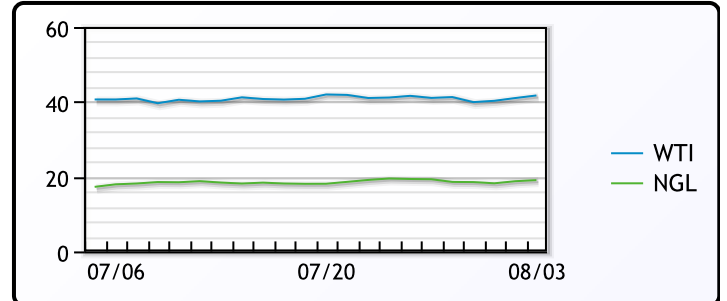
SARNIA

	Last	Week Ago	Month Ago
Propane	59.5	63	62.75

FRAC SPREAD



WTI vs NGL



FX

	Last	Change
CAD	1.3316	-0.0003
DXY	93.382	-0.16001
Gold	2021.13	1.92

RATES

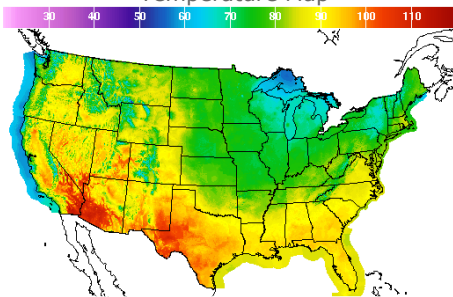
	Last	Change
US 2yr	0.1073	-0.002
US 10yr	0.5069	-0.0474
CAN 10yr	0.432	-0.035

EQUITIES

	Last	Change
Nasdaq	10941.17	38.37
TSX	980.88	12.206
S&P 500	3306.51	11.9

Weather Data

Temperature Map



City	HIGH °F	LOW °F
Calgary	79	60
Conway	74	63
Cushing	80	64
Denver	87	73
Houston	94	84
Mont Belvieu	86	80
Sarnia	63	57
Williston	81	67

Precipitation Map

