



MARKET DAILY

<http://www.pflpetroleum.com>
 1865 Veterans Park Dr. Suite 303
 Naples, Florida 34109
 Phone: 239-390-2885
 Fax: 239-949-0611
 Aug 31, 2020 6:46 PM

Major Energy Futures

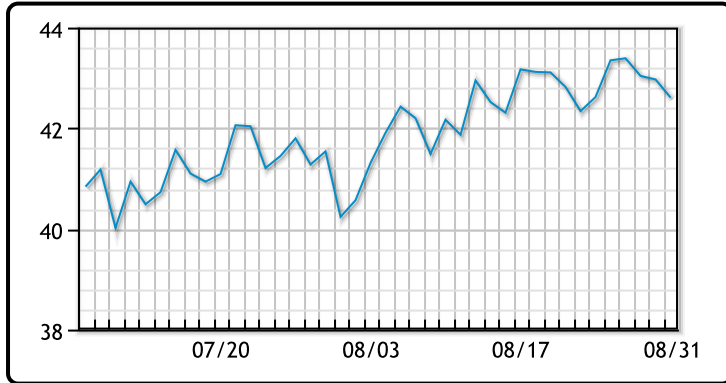
	Settle	Change
Brent	45.28	-0.53
Gas Oil	362	3
Natural Gas	2.63	-0.027
RBOB	121.37	-3.28
ULSD	121.73	-2.3
WTI	42.61	-0.36

Market Commentary

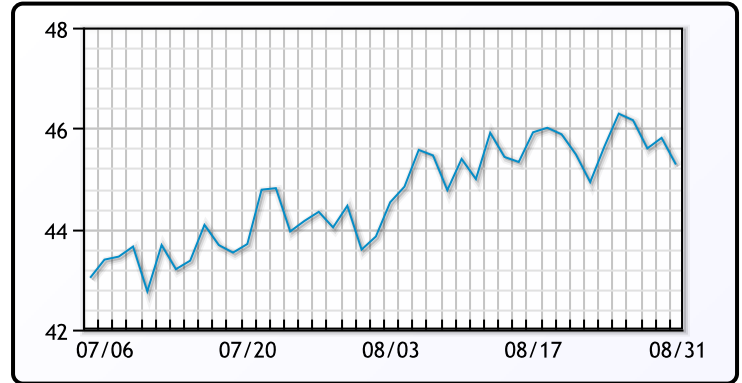
Oil prices traded down today as cleanup from the storm continues. A weak dollar has supported oil prices even though crude and fuel demand has struggled to recover amid the pandemic. However, plenty of uncertainty still remains as the virus continues to spread and inventories remain elevated. "The relationship between demand and price elasticity is blunted in the current environment, because oil is already cheap and readily available and there currently exist a dearth of buyers." China's crude imports in September are set to fall for the first time in five months as the world's biggest importer has record number of barrels in storage. Reflecting concerns about rising supplies and sluggish recovery, hedge funds and money managers cut bullish wagers on U.S. crude to the lowest level in nearly four months, according to Reuters. WTI traded down \$.36 or -.84% to close at \$42.61. Brent traded down \$.53 or -1.16% to close at \$45.28.

Crude & Product Markets

WTI



BRENT



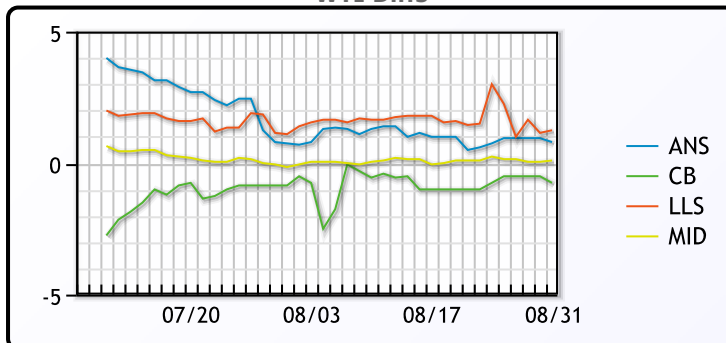
CRUDE

	Last	Week Ago	Month Ago
ANS	43.41	43.22	41.57
BLS	41.86	41.72	37.77
LLS	43.86	45.47	41.92
Mid	42.71	42.72	40.32
WTI	42.61	42.47	40.27

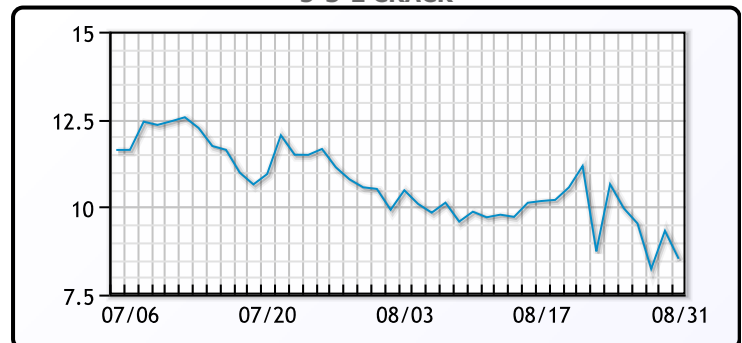
PRODUCTS

	Last	Week Ago	Month Ago
Gulf RBOB	118.5	131.1	112.24
Gulf ULSD	116.78	120.28	117.4
NYH RBOB	128.11	136.34	118.96
NYH ULSD	120.73	123.26	121.96
USGC 3%	40.13	40.88	37.38

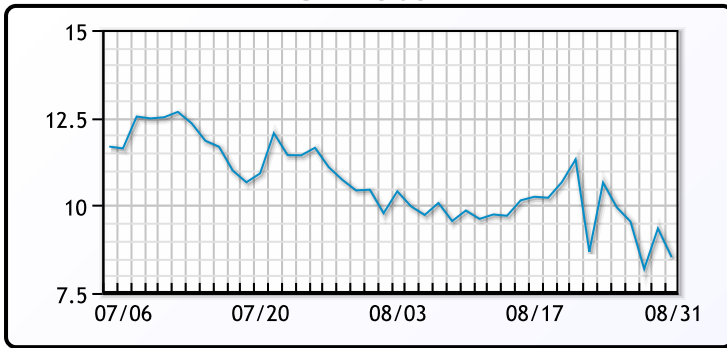
WTI Diffs



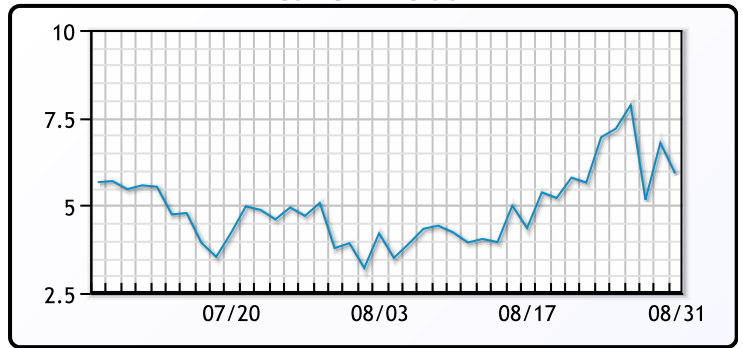
5-3-2 CRACK



3-2-1 Crack



Gulf 3-2-1 Crack



NGLs

MB

	Last	Week Ago	Month Ago
Butane	55.25	51.25	50
IsoButane	61.25	58.75	57.5
Natural Gasoline	87.25	86	82.25
Propane	51.5	50.375	49.75

CONWAY

	Last	Week Ago	Month Ago
Butane	53.5	52.5	51.75
IsoButane	75	79.5	72
Natural Gasoline	86	84	84
Propane	47.25	47.5	48.25

MB NON

	Last	Week Ago	Month Ago
Butane	59.25	57.25	53.5
IsoButane	61.25	58.75	57.5
Natural Gasoline	86.75	84.5	73.25
Propane	52.25	50.88	50.38

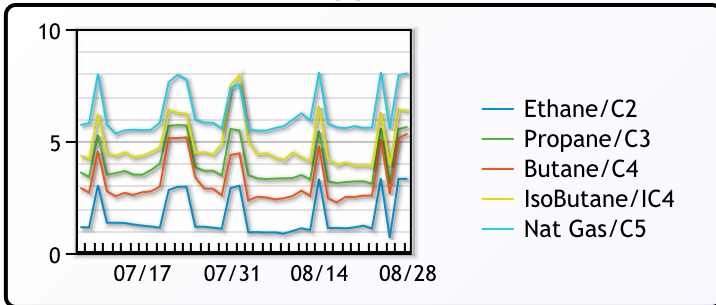
EDMONTON

	Last	Week Ago	Month Ago
Propane	20.13	25	28.5

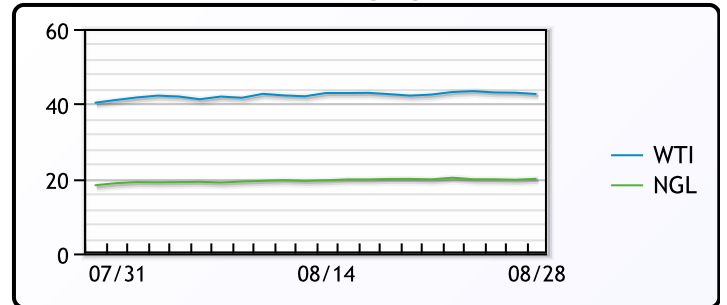
SARNIA

	Last	Week Ago	Month Ago
Propane	60	60.75	63

FRAC SPREAD



WTI vs NGL



FX

	Last	Change
CAD	1.3043	-0.0004
DXY	92.144	-0.227
Gold	1966.47	-1.33

RATES

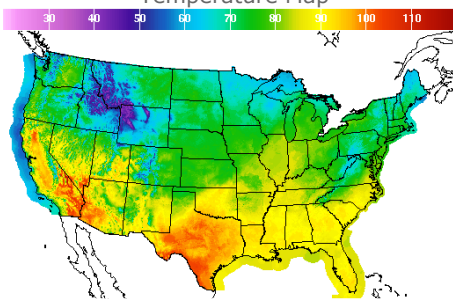
	Last	Change
US 2yr	0.1309	0.0039
US 10yr	0.7048	-0.0163
CAN 10yr	0.622	-0.011

EQUITIES

	Last	Change
Nasdaq	11775.46	79.83
TSX	990.52	-11.755
S&P 500	3500.31	-7.7

Weather Data

Temperature Map



City	HIGH °F	LOW °F
Calgary	67	54
Conway	66	51
Cushing	89	74
Denver	77	65
Houston	93	86
Mont Belvieu	90	83
Sarnia	75	62
Williston	73	56

Precipitation Map

